



HCT Co., Ltd.  
74, Seoicheon-ro 578beon-gil, Majang-myeon, Icheon-si, Gyeonggi-do, 17383  
KOREATel. +82 31 634 6300 Fax. +82 31 645 6401

FCC ID: A3LSMM156B

## Appendix A.

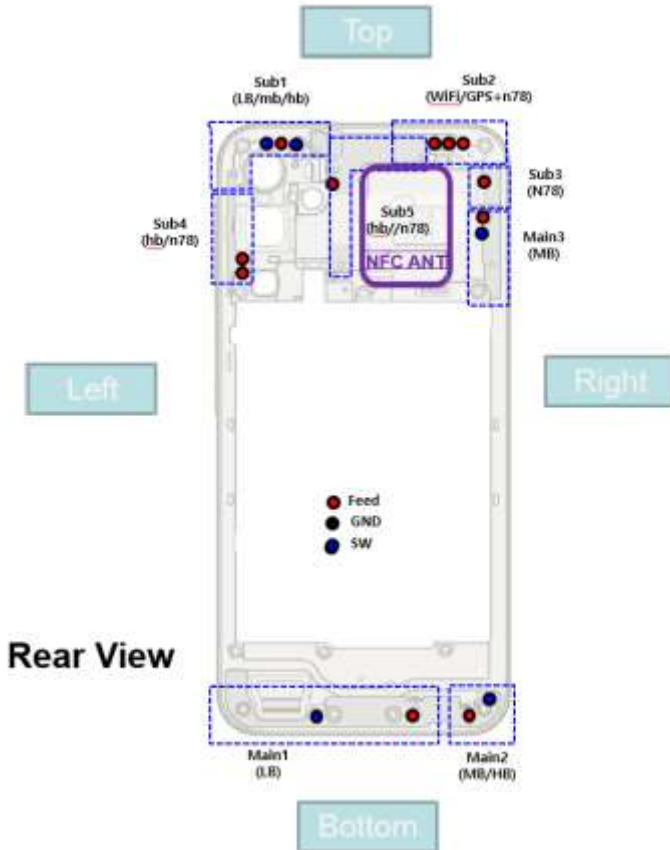
### - DUT Antenna Information and SAR Test SETUP PHOTOGRAPHS

#### REVISION HISTORY

The revision history for this document is shown in table.

Revision No.	Date of Issue	Description
0	Dec.21, 2023	Initial Release

## - DUT Antenna Information




**Tx Antenna Information Blue Highlighted**

Ant	FCC Support Band List	Ant	FCC Support Band List
MAIN1 [Ant A]	TX/RX - GSM 850 - WCDMA 85 - LTE 85/12/26 - NR 55	SUB1 [Ant D]	DRX - GSM 850/2100 - WCDMA 82/4/5 - LTE 82/4/5/12/17/26/41/66 - NR 55/66
MAIN2 [Ant B]	TX/RX - GSM 1900 - WCDMA 8/2/4 - LTE 82/4/41/66 - NR 66	SUB2 [Ant E]	GPS L1 BT/WiFi 2.4GHz/5.0 GHz
MAIN3 [Ant C]	PRX/TK(In case MM, MH ENDC) - LTE 82/4 NR PRX - NR 51/3/66	SUB3 [Ant F]	
NFC	NFC (See last page)	SUB4 [Ant G]	
		SUB5 [Ant H]	


---

**- SAR Test SETUP PHOTOGRAPHS**

1. Head  
1.1 Left All




## 1.2 Left Touch / Left Tilt



**1.3 Right All**



## 1.4 Right Touch / Right Tilt




## 2. Body

### 2.1 Body All






## 2.2 Body Rear




Distance of 10 mm from the EUT

## 2.3 Body Front



Distance of 10 mm from the EUT

**2.4 Body Left**

Distance of 10 mm from the EUT

**2.5 Body Right**


Distance of 10 mm from the EUT

## 2.6 Body Bottom




Distance of 10 mm from the EUT

## 2.7 Body Top



Distance of 10 mm from the EUT

**2.8 10mm Spacer**



**2.9 10mm Spacer**



### 3. Phablet

#### 3.1 Phablet SAR Test Setup Rear



Distance of 0 mm from the EUT

#### 3.2 Phablet SAR Test Setup Front




Distance of 0 mm from the EUT

### 3.3 Phablet SAR Test Setup Left



Distance of 0 mm from the EUT

### 3.4 Phablet SAR Test Setup Top



Distance of 0 mm from the EUT