



HCT Co., Ltd.  
74, Seoicheon-ro 578beon-gil, Majang-myeon, Icheon-si, Gyeonggi-do, 17383  
KOREATel. +82 31 634 6300 Fax. +82 31 645 6401

FCC ID: A3LSMM146B

## Appendix A.

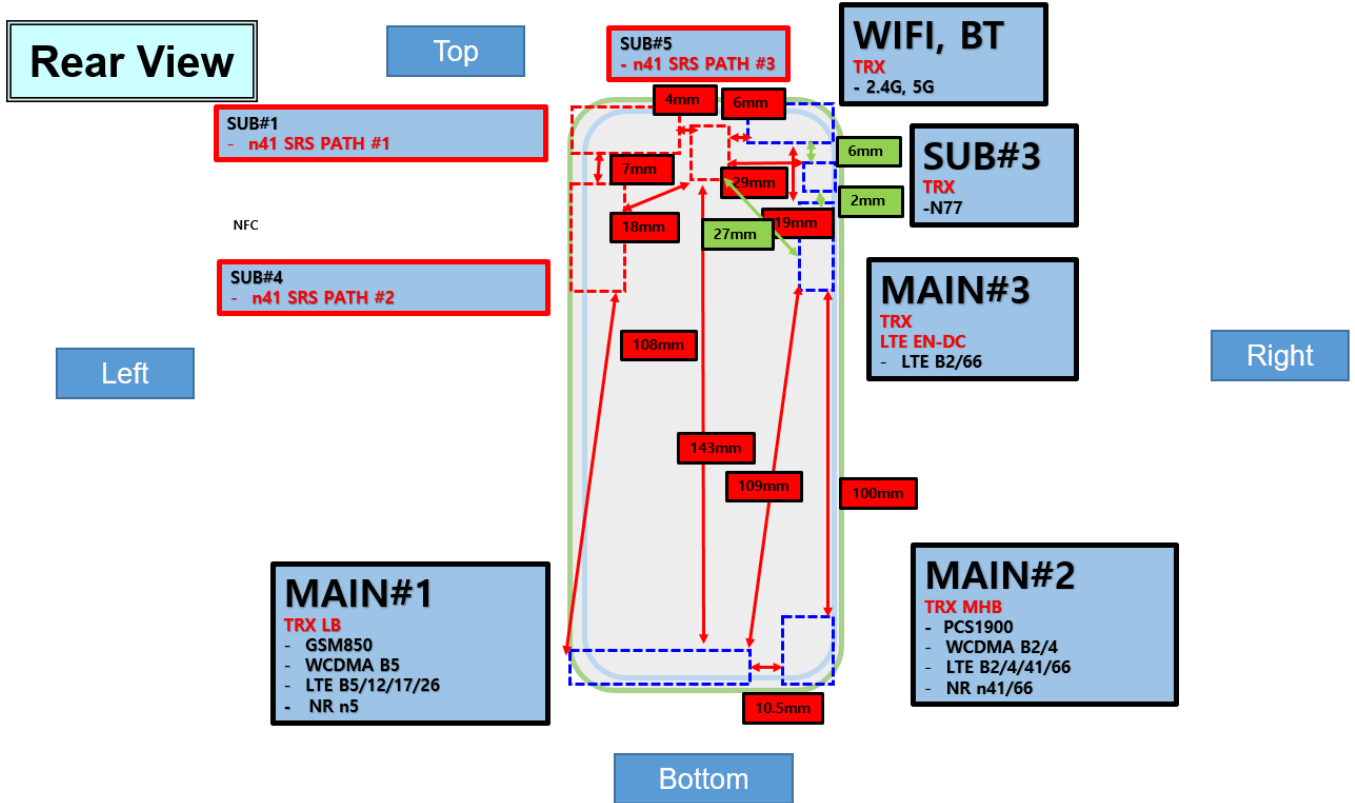
### - DUT Antenna Information and SAR Test SETUP PHOTOGRAPHS

#### REVISION HISTORY

The revision history for this document is shown in table.

Revision No.	Date of Issue	Description
0	Jan.03, 2023	Initial Release


- DUT Antenna Information





---

**- SAR Test SETUP PHOTOGRAPHS**


1. Head  
1.1 Left All



1.2 Left Touch / Left Tilt



1.3 Right All




## 1.4 Right Touch / Right Tilt






## 2. Body

### 2.1 Body All





## 2.2 Body Rear



Distance of 10 mm from the EUT




Distance of 15 mm from the EUT

**2.3 Body Front**




Distance of 10 mm from the EUT




Distance of 15 mm from the EUT

**2.4 Body Left**



Distance of 10 mm from the EUT

**2.5 Body Right**



Distance of 10 mm from the EUT

## 2.6 Body Bottom



Distance of 10 mm from the EUT


## 2.7 Body Top




Distance of 10 mm from the EUT

### 3. Phablet

#### 3.1 Phablet SAR Test Setup Rear




Distance of 0 mm from the EUT



Distance of 8 mm from the EUT


### 3.2 Phablet SAR Test Setup Front




Distance of 0 mm from the EUT



### 3.3 Phablet SAR Test Setup Left



Distance of 0 mm from the EUT



Distance of 6 mm from the EUT




### 3.4 Phablet SAR Test Setup Right



Distance of 0 mm from the EUT

### 3.5 Phablet SAR Test Setup Top



Distance of 0 mm from the EUT

### 3.6 Phablet SAR Test Setup Bottom



Distance of 0 mm from the EUT