



HCT Co., Ltd.
74, Seoicheon-ro 578beon-gil, Majang-myeon, Icheon-si, Gyeonggi-do, 17383 KOREA
Tel. +82 31 634 6300 Fax. +82 31 645 6401

SAR TEST REPORT

Applicant Name: SAMSUNG Electronics Co., Ltd. 129, Samsung-ro, Yeongtong-gu, Suwon-Si, Gyeonggi-do, 16677 Rep. of Korea	Date of Issue: Feb. 01, 2023 Test Report No.: HCT-SR-2212-FC004-R2 Test Site: HCT CO., LTD.
--	--

FCC ID:

A3LSMM146B

Equipment Type:	Mobile Phone
Application Type	Certification
FCC Rule Part(s):	CFR §2.1093
Model Name:	SM-M146B/DSN
Date of Test:	Nov 21, 2022 ~ Dec. 21, 2022, Jan. 12, 2023

This device has been shown to be capable of compliance for localized specific absorption rate (SAR) for uncontrolled environment/general population exposure limits specified in FCC KDB procedures and had been tested in accordance with the measurement procedures specified in FCC KDB procedures.

I attest to the accuracy of data. All measurements reported herein were performed by me or were made under my supervision and are correct to the best of my knowledge and belief. I assume full responsibility for the completeness of these measurements and vouch for the qualifications of all persons taking them.

Tested By

Yoon Ho, Choi
Test Engineer
SAR Team
Certification Division

Reviewed By

Yun Jeang, Heo
Technical Manager
SAR Team
Certification Division

This report only responds to the tested sample and may not be reproduced, except in full, without written approval of the HCT Co., Ltd.

REVISION HISTORY

The revision history for this test report is shown in table.

Revision No.	Date of Issue	Description
0	Jan. 03, 2023	Initial Release
1	Jan. 13, 2023	Power reduction of RCV-ON, the head SAR condition of n77 band, was added and tested
2	Feb. 01, 2023	Revised Page 12

This test results were applied only to the test methods required by the standard.

The above Test Report is not related to the accredited test result by (KS Q) ISO/IEC 17025 and KOLAS(Korea Laboratory Accreditation Scheme), which signed the ILAC-MRA.

Table of Contents

1. Test Regulations	4
2. Test Location.....	5
3. Information of the EUT	5
4. Device Under Test Description.....	7
5. Introduction	24
6. Description of test equipment.....	25
7. SAR Measurement Procedure	26
8. Description of Test Position	28
9. RF Exposure Limits	33
10. FCC SAR General Measurement Procedures	34
11. Output Power Specifications	42
12. System Verification	188
13. SAR Test Data Summary.....	193
14. Simultaneous SAR Analysis.....	217
15. Measurement Uncertainty.....	229
16. SAR Test Equipment	230
17. Conclusion	232
18. References	233

Appendix A. DUT Ant. Information & Test SETUP PHOTO

Appendix B. SAR Test Plots

Appendix C. Dipole Verification Plots

Appendix D. SAR Tissue Characterization

Appendix E. SAR System Validation

Appendix F. Probe Calibration Data

Appendix G. Dipole Calibration Data

Appendix H. Power reduction verification

Appendix I. DLCA Power Measurement

1. Test Regulations

The tests documented in this report were performed in accordance with FCC CFR § 2.1093, IEEE 1528-2013, ANSI C63.26-2015 the following FCC Published RF exposure KDB procedures:

- FCC KDB Publication 941225 D01 3G SAR Procedures v03r01
- FCC KDB Publication 941225 D06 HotSpot SAR v02r01
- FCC KDB Publication 941225 D05 SAR for LTE Devices v02r05
- FCC KDB Publication 941225 D05A LTE Rel.10 KDB Inquiry sheet v01r02
- FCC KDB Publication 248227 D01 802.11 WLAN SAR v02r02
- FCC KDB Publication 447498 D01 General SAR Guidance v06
- FCC KDB Publication 648474 D04 Handset SAR v01r03
- FCC KDB Publication 616217 D04 v01r02 (Proximity Sensor)
- FCC KDB Publication 865664 D02 SAR Reporting v01r02
- FCC KDB Publication 690783 D01 SAR Listings on Grants v01r03
- FCC KDB Publication 971168 D01 Power Meas License Digital Systems v03r01

In Addition to the above, the following information was used.

- October 2013 TCB Workshop Notes (GPRS testing criteria)
- October 2014 TCB Workshop Notes (Overlapping LTE Bands)
- April 2015 TCB Workshop Notes (Simultaneous transmission summation clarified)
- October 2016 TCB Workshop Notes (Bluetooth Duty Factor)
- November 2017 TCBC Workshop Notes (LTE Carrier Aggregation)
- April 2018 TCBC Workshop Notes (LTE DL CA SAR Test Exclusion)

2. Test Location

2.1 Test Laboratory

Company Name	HCT Co., Ltd.
Address	74, Seoicheon-ro 578beon-gil, Majang-myeon, Icheon-si, Gyeonggi-do, 17383 KOREA
Telephone	031-645-6300
Fax.	031-645-6401

2.2 Test Facilities

Our laboratories are accredited and approved by the following approval agencies according to ISO/IEC 17025.

Korea	National Radio Research Agency (Designation No. KR0032)
	KOLAS (Testing No. KT197)

3. Information of the EUT

3.1 General Information of the EUT

Model Name	SM-M146B/DSN
Equipment Type	Mobile Phone
FCC ID	A3LSMM146B
Application Type	Certification
Applicant	SAMSUNG Electronics Co., Ltd.

3.2 Attestation of test result of device under test

The Highest Reported SAR						
Band	Tx. Frequency	Equipment Class	Reported SAR (W/kg)			
			1g Head	1g Body-Worn	1g Hotspot	10g Extremity
GSM/GPRS/EDGE 850	824.2 MHz ~ 848.8 MHz	PCE	0.41	0.61	0.50	N/A
GSM/GPRS/EDGE 1900	1 850.2 MHz~ 1 909.8 MHz	PCE	0.26	0.44	0.39	N/A
UMTS Band 2	1 852.4 MHz~ 1 907.6 MHz	PCE	0.10	0.38	0.38	N/A
UMTS Band 4	1 712.4 MHz~ 1 752.6 MHz	PCE	<0.10	0.28	0.22	N/A
UMTS Band 5	826.4 MHz~ 846.6 MHz	PCE	0.11	0.34	0.65	N/A
LTE Band 2 (PCS)	1 850.7 MHz~ 1 909.3 MHz	PCE	0.78	0.63	0.73	1.96
LTE Band 4 (AWS)	1 710.7 MHz~ 1 754.3 MHz	PCE	N/A	N/A	N/A	N/A
LTE Band 5 (Cell)	824.7 MHz~ 848.3 MHz	PCE	0.31	0.41	0.37	N/A
LTE Band 12	699.7 MHz~ 715.3 MHz	PCE	0.14	0.23	0.27	N/A
LTE Band 17	706.5 MHz~ 713.5 MHz	PCE	N/A	N/A	N/A	N/A
LTE Band 26(Cell)	814.7 MHz~ 848.3 MHz	PCE	0.23	0.32	0.62	N/A
LTE Band 41	2 498.5 MHz ~ 2 687.5 MHz	PCE	0.23	0.23	0.59	N/A
LTE Band 66 (AWS)	1 710.7 MHz ~ 1 779.3 MHz	PCE	0.29	0.35	0.42	N/A
NR Band n5	826.5 MHz ~ 846.5 MHz	PCE	0.28	0.35	0.29	N/A
NR Band n41	2 506.02 MHz ~ 2 679.99 MHz	PCE	0.11	0.13	0.23	N/A
NR Band n66	1 712.5 MHz ~ 1 777.5 MHz	PCE	0.23	0.39	0.37	N/A
NR Band n77	3 705 MHz ~ 3 975 MHz	PCE	0.15	0.11	0.28	N/A
NR Band n77 DoD	3 455.04 MHz ~ 3 544.98 MHz	PCE	0.42	0.14	0.34	N/A
802.11b	2 412 MHz~ 2 472 MHz	DTS	0.16	<0.10	0.12	N/A
U-NII-1	5 180 MHz~ 5 240 MHz	NII	N/A	N/A	N/A	N/A
U-NII-2A	5 260 MHz~ 5 320 MHz	NII	0.11	<0.10	N/A	0.26
U-NII-2C	5 500 MHz~ 5 720 MHz	NII	<0.10	<0.10	N/A	0.29
U-NII-3	5 745 MHz~ 5 825 MHz	NII	0.11	<0.10	0.13	N/A
Bluetooth	2 402 MHz~ 2 480 MHz	DSS	0.11	<0.10	<0.10	N/A
Simultaneous SAR per KDB 690783 D01v01r03			0.998	0.889	1.121	2.249
Date(s) of Tests:	Nov 21, 2022 ~ Dec. 22, 2022, Jan. 12, 2023					

4. Device Under Test Description

4.1 DUT specification

Device Wireless specification overview		
Band& Mode	Operating Mode	Tx Frequency
GSM/GPRS/EDGE 850	Voice / Data	824.2 MHz~ 848.8 MHz
GSM/GPRS/EDGE 1900	Voice / Data	1 850.2 MHz~ 1 909.8 MHz
UMTS Band 5	Voice / Data	826.4 MHz~ 846.6 MHz
UMTS Band 4	Voice / Data	1 712.4 MHz~ 1 752.6 MHz
UMTS Band 2	Voice / Data	1 852.4 MHz~ 1 907.6 MHz
LTE Band 2 (PCS)	Voice / Data	1 850.7 MHz~ 1 909.3 MHz
LTE Band 4 (AWS)	Voice / Data	1 710.7 MHz~ 1 754.3 MHz
LTE Band 5 (Cell)	Voice / Data	824.7 MHz~ 848.3 MHz
LTE Band 12	Voice / Data	699.7 MHz~ 715.3 MHz
LTE Band 17	Voice / Data	706.5 MHz~ 713.5 MHz
LTE Band 26	Voice / Data	814.7 MHz~ 848.3 MHz
LTE Band 41	Voice / Data	2 498.5 MHz ~ 2 687.5 MHz
LTE Band 66 (AWS)	Voice / Data	1 710.7 MHz ~ 1 779.3 MHz
NR Band n5	Voice / Data	826.5 MHz ~ 846.5 MHz
NR Band n41	Voice / Data	2 506.02 MHz ~ 2 679.99 MHz
NR Band n66	Voice / Data	1 712.5 MHz ~ 1 777.5 MHz
NR Band n77	Voice / Data	3 705 MHz ~ 3 975 MHz
NR Band n77 DoD	Voice / Data	3 455.04 MHz ~ 3 544.98 MHz
U-NII-1	Voice / Data	5 180 MHz ~ 5 240 MHz
U-NII-2A	Voice / Data	5 260 MHz ~ 5 320 MHz
U-NII-2C	Voice / Data	5 500 MHz ~ 5 720 MHz
U-NII-3	Voice / Data	5 745 MHz ~ 5 825 MHz
2.4 GHz WLAN	Voice / Data	2 412 MHz~ 2 472 MHz
Bluetooth / LE 5.2	Data	2 402 MHz ~ 2 480 MHz
NFC	Data	13.56 MHz
Device Description		
HW version	REV1.0	
SW version	M146B.001	
Device Serial Numbers	Mode	Serial Number
	GSM850 / GSM1900	VK90646M
	UMTS B2 / UMTS B4 / UMTS B5 / LTE B66	VK90262M
	LTE B2 / LTE B2 Upper / LTE B66 Upper / NR n5 / NR n41 NR n41 SRS / NR n66 / NR n77 / NR n77 DoD	VK90646M
	LTE B5 / LTE B12 / LTE B26 / LTE B41	VK90644M
	Bluetooth / 2.4GHz WLAN / 5GHz WLAN	VKB0889S
The manufacturer has confirmed that the devices tested have the same physical, mechanical and thermal characteristics are within operational tolerances expected for production units.		

4.2 Power Reduction for SAR

This device utilizes power reduction mechanisms for some wireless modes and bands for SAR compliance under hotspot conditions and under some conditions when the device is being used in close proximity to the user's hand. All hotspot SAR evaluations for this device were performed at the maximum allowed output power when Hotspot is enabled. FCC KDB Publication 616217 D04v01r02 Sec.6 was used as a guideline for selection SAR test distances for device when being used in phablet use conditions.

This device uses an independent fixed level power reduction mechanism for WLAN operations when during all voice or VoIP held to ear scenarios. Per FCC Guidance, the held-to-ear exposure conditions were evaluated at reduced power according to the head SAR positions described in IEEE 1528-2013. Detailed descriptions of the power reduction mechanism are included in the operational description.

The reduced powers for the power reduction mechanisms were conformed via conducted power measurements at the RF Port.

4.3 Nominal and Maximum Output Power Specifications

This device operates using the following maximum output power specifications. SAR values were scaled to the maximum allowed power to determine compliance per KDB publication 447498 D01v06.

4.3.1 2G/3G/4G/5G Nominal and Maximum Output Power

A. GSM Modes

Maximum Output Power

Mode / Band		Voice	Burst Average GMSK (dBm)				Burst Average 8-PSK (dBm)			
		1 Tx Slot	1 Tx Slot	2 Tx Slot	3 Tx Slot	4 Tx Slot	1 Tx Slot	2 Tx Slot	3 Tx Slot	4 Tx Slot
GSM/GPRS/EDGE 850	Maximum	33.5	33.5	32.5	30.5	28.5	28.0	26.0	24.5	23.5
	Nominal	32.5	32.5	31.5	29.5	27.5	27.0	25.0	23.5	22.5
GSM/GPRS/EDGE1900	Maximum	31.0	31.0	29.5	27.0	25.0	27.5	25.5	24.5	22.5
	Nominal	30.0	30.0	28.5	26.0	24.0	26.5	24.5	23.5	21.5

(Tolerance: Nominal Power +1dB ~-1.5dB)

Hotspot Mode / Earjack Insert Mode / Grip Sensor Mode

Mode / Band		Voice	Burst Average GMSK (dBm)				Burst Average 8-PSK (dBm)			
		1 Tx Slot	1 Tx Slot	2 Tx Slot	3 Tx Slot	4 Tx Slot	1 Tx Slot	2 Tx Slot	3 Tx Slot	4 Tx Slot
GSM/GPRS/EDGE 850	Maximum	30.5	30.5	29.5	27.5	25.5	25.0	23.0	21.5	20.5
	Nominal	29.5	29.5	28.5	26.5	24.5	24.0	22.0	20.5	19.5
GSM/GPRS/EDGE1900	Maximum	28.0	28.0	26.5	24.0	22.0	24.5	22.5	21.5	19.5
	Nominal	27.0	27.0	25.5	23.0	21.0	23.5	21.5	20.5	18.5

(Tolerance: Nominal Power +1dB ~-1.5dB)

B. UMTS Modes

Maximum Output Power

Mode/Band		ModulatedAverage(dBm)				
		3GPP Rel.99		3GPP Rel.5 HSDPA	3GPP Rel.6 HSUPA	3GPP Rel.8 DC-HSDPA
		RMC	AMR			
UMTS Band 5 (850 MHz)	Maximum	25.0	25.0	24.5	24.5	24.5
	Nominal	24.0	24.0	23.5	23.5	23.5
UMTS Band 4 (1700 MHz)	Maximum	24.5	24.5	24.5	24.5	24.5
	Nominal	23.5	23.5	23.5	23.5	23.5
UMTS Band 2 (1900 MHz)	Maximum	24.5	24.5	24.5	24.5	24.5
	Nominal	23.5	23.5	23.5	23.5	23.5

(Tolerance: Nominal Power +1dB ~-1.5dB)

Hotspot Mode / Earjack Insert Mode / Grip Sensor Mode

Mode/Band		ModulatedAverage(dBm)				
		3GPP Rel.99		3GPP Rel.5 HSDPA	3GPP Rel.6 HSUPA	3GPP Rel.8 DC-HSDPA
		RMC	AMR			
UMTS Band 4 (1700 MHz)	Maximum	21.0	21.0	21.0	21.0	21.0
	Nominal	20.0	20.0	20.0	20.0	20.0
UMTS Band 2 (1900 MHz)	Maximum	21.5	21.5	21.5	21.5	21.5
	Nominal	20.5	20.5	20.5	20.5	20.5

(Tolerance: Nominal Power +1dB ~-1.5dB)

RCV on

Mode/Band		ModulatedAverage(dBm)				
		3GPP Rel.99		3GPP Rel.5 HSDPA	3GPP Rel.6 HSUPA	3GPP Rel.8 DC-HSDPA
		RMC	AMR			
UMTS Band 5 (850 MHz)	Maximum	21.0	21.0	21.0	21.0	21.0
	Nominal	20.0	20.0	20.0	20.0	20.0
UMTS Band 4 (1700 MHz)	Maximum	20.0	20.0	20.0	20.0	20.0
	Nominal	19.0	19.0	19.0	19.0	19.0
UMTS Band 2 (1900 MHz)	Maximum	20.5	20.5	20.5	20.5	20.5
	Nominal	19.5	19.5	19.5	19.5	19.5

(Tolerance: Nominal Power +1dB ~-1.5dB)

C. LTE Modes

Mode / Band		Modulated Average (dBm)		
		Max.	Hotspot Mode/ Earjack Insert Mode/ Grip Sensor Mode	RCV on
LTE Band 2	Maximum	24.5	20.5	
	Nominal	23.5	19.5	
LTE Band 2 Upper	Maximum	25.5	21.5	21.5
	Nominal	24.5	20.5	20.5
LTE Band 4	Maximum	25.0	21.0	
	Nominal	24.0	20.0	
LTE Band 5	Maximum	25.5	22.5	
	Nominal	24.5	21.5	
LTE Band 12	Maximum	25.0		
	Nominal	24.0		
LTE Band 17	Maximum	25.0		
	Nominal	24.0		
LTE Band 26	Maximum	25.0		
	Nominal	24.0		
LTE Band 41	Maximum	25.0		
	Nominal	24.0		
LTE Band 66	Maximum	25.0	21.0	
	Nominal	24.0	20.0	
LTE Band 66 Upper	Maximum	25.0	21.0	21.0
	Nominal	24.0	20.0	20.0

(Tolerance: Nominal Power +1dB ~-1.5dB)

D. 5G NR SUB 6

Mode / Band		Modulated Average (dBm)		
		Max.	Hotspot Mode/ Earjack Insert Mode/ Grip Sensor Mode	RCV on
NR Band n5	Maximum	25.5	22.5	
	Nominal	24.5	21.5	
NR Band n41	Maximum	24.5		
	Nominal	23.5		
NR Band n66(NSA)	Maximum	25.0	22.0	
	Nominal	24.0	21.0	
NR Band n66(SA)	Maximum	24.0	22.0	
	Nominal	23.0	21.0	
NR Band n77	Maximum	25.0		22.0
	Nominal	24.0		21.0

(Tolerance: Nominal Power +1dB ~-1.5dB)

E. 5G NR SUB 6 SRS

Mode / Band		Modulated Average (dBm)	
		Max.Mode	
NR Band n41 Path 1	Maximum	13.0	
	Nominal	12.0	
NR Band n41 Path 2	Maximum	16.0	
	Nominal	15.0	
NR Band n41 Path 3	Maximum	17.0	
	Nominal	16.0	

(Tolerance: Nominal Power +1dB ~-1.5dB)

4.3.2 Maximum output power

2.4 GHz, 5 GHz WIFI

Mode	Band	SISO				
		a	b	g	n	ac
2.4GHz	2.45GHz		17 12ch : 13 13ch : 9	16 12ch : 13 13ch : 9	15 12ch : 13 13ch : 7.5	
5 GHz (20MHz)	5200MHz	15			15 36ch : 14	15 36ch : 14
	5300MHz	15			15	15
	5500MHz	15			15 100ch : 13	15 100ch : 13
	5800MHz	15			15	15
5 GHz (40MHz)	5200MHz				14	14
	5300MHz				14 62ch : 13	14 62ch : 13
	5500MHz				14 102ch : 11	14 102ch : 11
	5800MHz				14	14
5 GHz (80MHz)	5210MHz					12 42ch : 10
	5290MHz					12 58ch : 9
	5500MHz					12 106ch : 9
	5800MHz					12

(Tolerance: Target +1dB)

4.3.3 Reduced output power

2.4 GHz, 5 GHz WIFI (RCV On)

Mode	Band	SISO				
		a	b	g	n	ac
2.4GHz	2.45GHz		13 12ch : 13 13ch : 9	13 12ch : 13 13ch : 9	13 12ch : 13 13ch : 7.5	
5 GHz (20MHz)	5200MHz	12			12	12
	5300MHz	12			12	12
	5500MHz	12			12	12
	5800MHz	12			12	12
5 GHz (40MHz)	5200MHz				12	12
	5300MHz				12	12
	5500MHz				12 102ch : 11	12 102ch : 11
	5800MHz				12	12
5 GHz (80MHz)	5210MHz					12 42ch : 10
	5290MHz					12 58ch : 9
	5500MHz					12 106ch : 9
	5800MHz					12

(Tolerance: Target +1dB)

4.3.4 Maximum Bluetooth Power

Mode / Band		Modulated Average (dBm)
Bluetooth (1Mbps)	Maximum	12.0
	Nominal	11.0
Bluetooth (EDR)	Maximum	10.0
	Nominal	9.0
Bluetooth (LE 2Mbps)	Maximum	9.0
	Nominal	8.0
Bluetooth (LE 1Mbps, 125/500kbps)	Maximum	9.0
	Nominal	8.0

(Tolerance: Nominal Power +1dB)

4.4 LTE Information

Item.	Description
Frequency Range	LTE Band 2 (PCS) 1 850.7 MHz~ 1 909.3 MHz
	LTE Band 4 (AWS) 1 710.7 MHz~ 1 754.3 MHz
	LTE Band 5 (Cell) 824.7 MHz~ 848.3 MHz
	LTE Band 12 699.7 MHz~ 715.3 MHz
	LTE Band 17 706.5 MHz~ 713.5 MHz
	LTE Band 26 (Cell) 814.7 MHz~ 848.3 MHz
	LTE TDD Band 41 2 498.5 MHz ~ 2 687.5 MHz
	LTE Band 66 (AWS) 1 710.7 MHz ~ 1 779.3 MHz
	NR Band n5 (Cell) 826.5 MHz ~ 846.5 MHz
	NR Band n41 2 506.02 MHz ~ 2 679.99 MHz
	NR Band n66 (AWS) 1 712.5 MHz ~ 1 777.5 MHz
	NR Band n77 3 705 MHz ~ 3 975 MHz
	NR Band n77 DoD 3 445.01 MHz ~ 3 544.98 MHz
Channel Bandwidths	LTE Band 2 (PCS) 1.4 MHz, 3 MHz, 5 MHz, 10 MHz, 15 MHz, 20 MHz
	LTE Band 4 (AWS) 1.4 MHz, 3 MHz, 5 MHz, 10 MHz, 15 MHz, 20 MHz
	LTE Band 5 (Cell) 1.4 MHz, 3 MHz, 5 MHz, 10 MHz
	LTE Band 12 1.4 MHz, 3 MHz, 5 MHz, 10 MHz
	LTE Band 17 5 MHz, 10 MHz
	LTE Band 26 (Cell) 1.4 MHz, 3 MHz, 5 MHz, 10 MHz, 15 MHz
	LTE TDD Band 41 5 MHz, 10 MHz, 15 MHz, 20 MHz
	LTE Band 66 (AWS) 1.4 MHz, 3 MHz, 5 MHz, 10 MHz, 15 MHz, 20 MHz
	NR Band n5 (Cell) 5 MHz, 10 MHz, 15 MHz, 20 MHz
	NR Band n41 10 MHz, 15 MHz, 20 MHz, 30 MHz, 40 MHz, 50 MHz, 60 MHz, 70 MHz, 80 MHz, 90 MHz, 100 MHz
	NR Band n66(AWS) 5 MHz, 10 MHz, 15 MHz, 20 MHz
	NR Band n77 10 MHz, 15 MHz, 20 MHz, 25 MHz, 30 MHz, 40 MHz, 50 MHz, 60 MHz, 70 MHz, 80 MHz, 90 MHz, 100 MHz
	NR Band n77 DoD 10 MHz, 15 MHz, 20 MHz, 25 MHz, 30 MHz, 40 MHz, 50 MHz, 60 MHz, 70 MHz, 80 MHz, 90 MHz, 100 MHz

Ch. No.&Freq.(MHz)	Low		Mid		High	
LTE Band 2 (PCS)	1.4 MHz	1 850.7 (18607)		1 880.0 (18900)		1 909.3 (19193)
	3 MHz	1 851.5 (18615)		1 880.0 (18900)		1 908.5 (19185)
	5 MHz	1 852.5 (18625)		1 880.0 (18900)		1 907.5 (19175)
	10 MHz	1 855.0 (18650)		1 880.0 (18900)		1 905.0 (19150)
	15 MHz	1 857.5 (18675)		1 880.0 (18900)		1 902.5 (19125)
	20 MHz	1 860.0 (18700)		1 880.0 (18900)		1 900.0 (19100)
LTE Band 4 (AWS)	1.4 MHz	1 710.7 (19957)		1 732.5 (20175)		1 754.3 (20393)
	3 MHz	1 711.5 (19965)		1 732.5 (20175)		1 753.5 (20385)
	5 MHz	1 712.5 (19975)		1 732.5 (20175)		1 752.5 (20375)
	10 MHz	1 715.0 (20000)		1 732.5 (20175)		1 750.0 (20350)
	15 MHz	1 717.5 (20025)		1 732.5 (20175)		1 747.5 (20325)
	20 MHz	1 720 (20050)		1 732.5 (20175)		1 745 (20300)
LTE Band 5 (Cell)	1.4 MHz	824.7 (20407)		836.5 (20525)		848.3 (20643)
	3 MHz	825.5 (20415)		836.5 (20525)		847.5 (20635)
	5 MHz	826.5 (20425)		836.5 (20525)		846.5 (20625)
	10 MHz			836.5 (20525)		
LTE Band 12	1.4 MHz	699.7 (23017)		707.5 (23095)		715.3 (23173)
	3 MHz	700.5 (23025)		707.5 (23095)		714.5 (23165)
	5 MHz	701.5 (23035)		707.5 (23095)		713.5 (23155)
	10 MHz	704 (23060)		707.5 (23095)		711 (23130)
LTE Band 17	5 MHz	706.5 (23755)		710.0(23790)		713.5 (23825)
	10 MHz	709 (23780)		710.0(23790)		711 (23800)
LTE Band 26 (Cell)	1.4 MHz	814.7 (26697)		831.5 (26865)		848.3 (27033)
	3 MHz	815.5 (26705)		831.5 (26865)		847.5 (27025)
	5 MHz	816.5 (26715)		831.5 (26865)		846.5 (27015)
	10 MHz	819.0 (26740)		831.5 (26865)		844.0 (26990)
	15 MHz			831.5 (26865)		
LTE TDD Band 41	5 MHz	2506.0(39750)	2549.5(40185)	2593.0(40620)	2636.5(41055)	2680.0(41490)
	10 MHz	2506.0(39750)	2549.5(40185)	2593.0(40620)	2636.5(41055)	2680.0(41490)
	15 MHz	2506.0(39750)	2549.5(40185)	2593.0(40620)	2636.5(41055)	2680.0(41490)
	20 MHz	2506.0(39750)	2549.5(40185)	2593.0(40620)	2636.5(41055)	2680.0(41490)
LTE Band 66 (AWS)	1.4 MHz	1 710.7 (131979)		1 745 (132322)		1 779.3 (132665)
	3 MHz	1 711.5 (131987)		1 745 (132322)		1 778.5 (132657)
	5 MHz	1 712.5 (131997)		1 745 (132322)		1 777.5 (132647)
	10 MHz	1 715.0 (132022)		1 745 (132322)		1 775.0 (132622)
	15 MHz	1 717.5 (132047)		1 745 (132322)		1 772.5 (132597)
	20 MHz	1 720.0 (132072)		1 745 (132322)		1 770.0 (132572)

UE Category	LTE Rel. 15 DL: Category 18, UL: Category 18	
LTE MPR Permanently implemented per 3GPP TS 36.101 section 6.2.3	Yes	
A-MPR disabled for SAR Testing.	Yes	
LTE Carrier Aggregation	Down-Link CA	This device supports DL-link Carrier aggregations Inter-band & Intra-band DL 2CA, DL 3CA, DL 4CA detailed information of Down-Link CA are included in the Appendix.I and Technical Description document
LTE Release information	This device does not support full CA features on 3GPP Release 15. It supports carrier aggregation, downlink MIMO. All other uplink communications are identical to te release 8 specifications. The following LTE Release 15 Features are not supported: Relay, Hetnet, Enhanced eCI, MDH, cross-carrier Scheduling, Enhanced SC-FDMA.	

4.5 5G NR Sub6 Information

Ch. No.& Freq.(MHz)		Low / Low-Mid		Mid		Mid-High / High	
NR Band n5	5 MHz	826.5 (165300)		836.5 (167300)		846.5 (169300)	
	10 MHz			836.5 (167300)			
	15 MHz			836.5 (167300)			
	20 MHz			836.5 (167300)			
NR Band n41	10 MHz	2501.01(500202)	2547(509400)	2592.99(518598)	2639.01(527802)	2685(537000)	
	15 MHz	2503.5(500700)	2548.32(509664)	2592.99(518598)	2637.81(527562)	2682.48(536496)	
	20 MHz	2506.02 (501204)	2549.49 (509898)	2592.99 (518598)	2636.49 (527298)	2679.99 (535998)	
	30 MHz	2511 (502200)	2552.01 (510402)	2592.99 (518598)	2634 (526800)	2674.98 (534996)	
	40 MHz	2516.01 (503202)	2567.34 (513468)		2618.67 (523734)	2670 (534000)	
	50 MHz	2521.02 (504204)		2592.99 (518598)		2664.99 (532998)	
	60 MHz	2526 (505200)		2592.99 (518598)		2659.98 (531996)	
	70 MHz	2531.04 (506208)				2654.97 (530994)	
	80 MHz	2536.02 (507204)				2649.99 (529998)	
	90 MHz	2541 (508200)				2644.98 (528996)	
	100 MHz			2592.99 (518598)			
NR Band n66	5 MHz	1 712.5 (342500)		1 745 (349000)		1 777.5 (355500)	
	10 MHz	1 715 (343000)		1 745 (349000)		1 775 (355000)	
	15 MHz	1 717.5 (343500)		1 745 (349000)		1 772.5 (354500)	
	20 MHz	1 720 (344000)		1 745 (349000)		1 770 (354000)	
NR Band n77	10 MHz	3 705 (647000)	3 759 (650600)	3 813(654200)	3 867 (657800)	3 921 (661400)	3 975(665000)
	15 MHz	3707.52(647168)	3 760.5(650700)	3 813.49(654232)	3 866.5(657766)	3 919.5(661300)	3 972.48(664832)
	20 MHz	3 10.01(647334)	3 762 (650800)	3 813.99(654266)	3 866.01(657734)	3 918 (661200)	3 969.99(664666)
	25 MHz	3 712.5(647500)	3 763.5(650900)	3814.5(654300)	3 865.5(657700)	3 916.5(661100)	3 967.5(6648500)
	30 MHz	3 715.02(647668)	3 765 (651000)	3 815.01(654334)	3 864.99(657666)	3 915 (661000)	3 964.98(664232)
	40 MHz	3 720 (648000)	3 768 (651200)	3 816 (654400)	3 864 (657600)	3 912 (660800)	3 960 (664000)
	50 MHz	3 725.01(648334)	3 782.49(652166)	3 840 (656000)		3 897.51 (659834)	3 954.99(663666)
	60 MHz	3 730.02(648668)	3 803.34(653556)			3 876.66(658444)	3 949.98(663332)
	70 MHz	3 735 (649000)	3 804.99(654336)			3 875.01(658334)	3 945(663000)
	80 MHz	3 740.01(649334)		3 840 (656000)		3 939.99 (662666)	
	90 MHz	3 745.02(649668)		3 840 (656000)		3 934.98 (662332)	
	100 MHz	3 750 (650000)				3 930 (662000)	
NR Band n77 DoD	10 MHz	3445.01(630334)		3500.01(633334)		3544.98(636332)	
	15 MHz	3457.5(630500)		3500.01(633334)		3542.49(636166)	
	20 MHz	3460.02(630668)		3500.01(633334)		3540(636000)	
	25 MHz	3465(631000)		3500.01(633334)		3534.99(635666)	
	30 MHz	3465(631000)		3500.01(633334)		3534.99(635666)	
	40 MHz	3470.01(631334)				3529.98(635332)	
	50 MHz	3475.02(631668)				3525(635000)	
	60 MHz			3500.01(633334)			
	70 MHz			3500.01(633334)			
	80 MHz			3500.01(633334)			
	90 MHz			3500.01(633334)			
100 MHz			3500.01(633334)				

Item.	Description
NR Band n5/n41/n66 SCS	15 kHz, 30 kHz
A-MPR disabled for SAR Testing.	Yes
5G NR UL/DL FR1	CP-OFDM: QPSK, 16QAM, 64QAM, 256QAM DFT-s-OFDM: $\pi/2$ -BPSK(UL Only), QPSK, 16QAM, 64QAM, 256QAM
Non-Standalone & StandAlone are supported. More detailed specifications of the 5G NR bands are contained in the Technical description document.	
EN-DC Carrier Aggregation Possible Combinations	The technical description includes all the possible carrier aggregation combinations
LTE Anchor Bands for NR Band n5	LTE B2/B66
LTE Anchor Bands for NR Band n41	LTE B2 Upper/B26/B66 Upper
LTE Anchor Bands for NR Band n 66	LTE B5/B12/B13
LTE Anchor Bands for NR Band n77, n77 DoD	LTE B2/B5

4.6 DUT Antenna Locations

The overall dimensions of this device are > 9 X 5 cm. A diagram showing device antenna can be found in SAR_setup_photos. Since the diagonal dimension of this device is > 160 mm and < 200 mm, it is considered a “phablet”.

This model allows users to exchange data or media files with other Bluetooth enabled devices using Bluetooth, which means they can connect to other Bluetooth enabled devices via Bluetooth tethering. Therefore, SAR test was performed for additional simultaneous transmissions.

Head and Bluetooth Tethering SAR were evaluated for BT BR tethering applications.

Antenna	Mode	Rear	Front	Left	Right	Bottom	Top
Main#1	GSM/GPRS/EDGE 850	Yes	Yes	Yes	Yes	Yes	No
Main#2	GSM/GPRS/EDGE 1900	Yes	Yes	Yes	No	Yes	No
Main#1	UMTS Band 5	Yes	Yes	Yes	Yes	Yes	No
Main#2	UMTS Band 4	Yes	Yes	Yes	No	Yes	No
Main#2	UMTS Band 2	Yes	Yes	Yes	No	Yes	No
Main#2	LTE Band 2	Yes	Yes	Yes	No	Yes	No
Main#3	LTE Band 2	Yes	Yes	Yes	No	No	No
Main#1	LTE Band 5	Yes	Yes	Yes	Yes	Yes	No
Main#1	LTE Band 12	Yes	Yes	Yes	Yes	Yes	No
Main#1	LTE Band 17	Yes	Yes	Yes	Yes	Yes	No
Main#1	LTE Band 26	Yes	Yes	Yes	Yes	Yes	No
Main#2	LTE TDD Band 41	Yes	Yes	Yes	No	Yes	No
Main#2	LTE Band 66	Yes	Yes	Yes	No	Yes	No
Main#3	LTE Band 66	Yes	Yes	Yes	No	No	No
Main#1	NR Band n5	Yes	Yes	Yes	Yes	Yes	No
Main#2	NR Band n41	Yes	Yes	Yes	No	Yes	No
Sub#1	NR Band n41 SRS Path 1	Yes	Yes	No	Yes	No	Yes
Sub#4	NR Band n41 SRS Path 2	Yes	Yes	No	Yes	No	No
Sub#5	NR Band n41 SRS Path 3	Yes	Yes	No	Yes	No	Yes
Main#2	NR Band n66	Yes	Yes	Yes	No	Yes	No
Sub#3	NR Band n77	Yes	Yes	Yes	No	No	Yes
Sub#3	NR Band n77 DoD	Yes	Yes	Yes	No	No	Yes
Sub#2	2.4 GHz WLAN	Yes	Yes	Yes	No	No	Yes
Sub#2	5 GHz WLAN	Yes	Yes	Yes	No	No	Yes
Sub#2	Bluetooth	Yes	Yes	Yes	No	No	Yes

Particular EUT edges were not required to be evaluated for Bluetooth Tethering and Hotspot SAR if the edges were > 25 mm from the transmitting antenna according to FCC KDB 941225 D06v02r01 on page 2.

The distance between the transmit antennas and the edges of the device are included in the filing.

- Note: All test configurations are based on front view position.

4.7 SAR Summation Scenario

According to FCC KDB 447498 D01v06, transmitters are considered to be transmitting simultaneously when there is overlapping transmission, with the exception of transmissions during network hand-offs with maximum hand-off duration less than 30 seconds. Possible transmission paths for the EUT are shown below paths and are mode in same rectangle to indicate communication modes which share the same path. Modes which share the same transmission path cannot transmit simultaneously with one another.

This device contains multiple transmitters that may operate simultaneously, and therefore requires a simultaneous transmission analysis according to FCC KDB 447498 D01v06.

Simultaneous Transmission Scenarios				
Applicable Combination	Head	BodyWorn	Hotspot	Extremity
GSM voice + 2.4GHz Bluetooth	Yes [^]	Yes	N/A	Yes [^]
GSM voice + 2.4GHz WI-FI	Yes	Yes	N/A	Yes
GSM voice + 5GHz WI-FI	Yes	Yes	N/A	Yes
GSM voice + 2.4GHz Bluetooth + 5GHz WI-FI	Yes [^]	Yes	N/A	Yes [^]
UMTS + 2.4GHz Bluetooth	Yes [^]	Yes	Yes [^]	Yes [^]
UMTS + 2.4GHz WI-FI	Yes	Yes	Yes	Yes
UMTS + 5GHz WI-FI	Yes	Yes	Yes	Yes
UMTS + 2.4GHz Bluetooth + 5GHz WI-FI	Yes	Yes	Yes	Yes
LTE + 2.4GHz Bluetooth	Yes [^]	Yes	Yes [^]	Yes [^]
LTE + 2.4GHz Bluetooth + 5GNR	Yes [^]	Yes	Yes [^]	Yes [^]
LTE + 2.4GHz Bluetooth + 5GHz WI-FI	Yes [^]	Yes	Yes [^]	Yes [^]
LTE + 2.4GHz WI-FI	Yes	Yes	Yes	Yes
LTE + 2.4GHz WI-FI + 5GNR	Yes [*]	Yes	Yes	Yes
LTE + 5GHz WI-FI	Yes	Yes	Yes	Yes
LTE + 5GHz WI-FI + 5GNR	Yes [*]	Yes	Yes	Yes
LTE + 2.4GHz Bluetooth + 5GHz WI-FI	Yes ^{^*}	Yes	Yes [^]	Yes [^]
LTE + 2.4GHz Bluetooth + 5GHz WI-FI + 5GNR	Yes ^{^*}	Yes	Yes [^]	Yes [^]
GPRS/EDGE Data + 2.4GHz Bluetooth	Yes ^{^*}	Yes [*]	Yes [^]	Yes ^{^*}
GPRS/EDGE Data + 2.4GHz WI-FI	Yes [*]	Yes [*]	Yes	Yes [*]
GPRS/EDGE Data + 5GHz WI-FI	Yes [*]	Yes [*]	Yes	Yes [*]
GPRS/EDGE Data + 2.4GHz Bluetooth+ 5GHz WI-FI	Yes ^{^*}	Yes [*]	Yes [^]	Yes ^{^*}

Note:

- Bluetooth cannot transmit simultaneously with 2.4GHz WLAN.
- 5GHz WLAN can transmit simultaneously with Bluetooth.
- UMTS +WLAN scenario also represents the UMTS Voice/DATA + WLAN hotspot scenario.
- VoIP is supported in GPRS/EDGE.
- The highest reported SAR for each exposure condition is used for SAR summation purpose.
- WLAN Hotspot is supported for 2.4 GHz/UNII-3 of 5 GHz WLAN.
- Per the manufacture, WIFI Direct is not expected to be used in conjunction with a held to ear or body-worn accessory voice call. Therefore, there are no simultaneous transmission scenarios involving WIFI direct beyond that listed in the above table.
- This device supports Bluetooth tethering. [^] Bluetooth Tethering is considered.
- ^{*} Pre-installed VOIP applications are considered.
- This device supports VoLTE/ VoWiFi.

4.8 SAR Test Considerations

4.8.1 WiFi

Since wireless router operations are not allowed by the chipset firmware using U-NII-1, U-NII-2A & U-NII-2C WiFi, WiFi Hotspot SAR test and combinations are considered only 2.4 GHz and U-NII-3 for SAR with respected to wireless router configurations according to FCC KDB 941225 D06v02r01.

Since U-NII-1 and U-NII-2A bands have the same maximum output power and the highest reported SAR for U-NII-2A is less than 1.2 W/kg for 1g SAR and is less than 3.0 W/kg for 10g SAR, SAR is not required for U-NII-1 band according to FCC KDB 248227D01v02r02.

This device supports IEEE 802.11 ac with the following features:

- a) Up to 80MHz Bandwidth only for 5 GHz
- b) 1Tx Antenna output
- c) Up to 256 QAM is supported
- d) TDWR and Band gap channels are supported for 5 GHz
- e) Straddle channels are supported.

Per FCC KDB Publication 648474 D04v01r03, this device is considered a "phablet" since the diagonal dimension is greater than 160mm and less than 200mm. Phablet SAR tests are required when wireless router mode does not apply or if wireless router 1g SAR > 1.2 W/kg. Because wireless router operations are not supported for U-NII-1, U-NII-2A & U-NII-2C WLAN, phablet SAR tests were performed. Phablet SAR was not evaluated for 2.4 GHz WIFI, 2.4 GHz Bluetooth, and U-NII-3 WLAN operations since wireless router 1g SAR was < 1.2 W/kg.

4.8.2 Licensed Transmitter(s)

GSM/GPRS/EDGE DTM is not supported for US Bands. Therefore, the GSM Voice modes in this report do not transmit simultaneously with GPRS/EDGE Data.

LTE SAR for the higher modulations and lower Bandwidths were not tested since the maximum average output power of all required channels and configurations was not more than 0.5 dB higher than the highest Bandwidth; and the reported LTE SAR for the highest Bandwidth was less than 1.45 W/kg for all configurations according to FCC KDB 941225 D05v02r05.

Per FCC KDB 648474 D04v01r03, this device is considered a "Phablet" since the diagonal dimension is greater than 160 mm and less than 200 mm. Therefore, extremity SAR tests are required when wireless router mode does not apply or if wireless router 1g SAR >1.2 W/kg. When hotspot mode applies, 10g SAR required only for the surfaces and edges with hotspot mode scaled to the maximum output power (including tolerance) is 1g SAR > 1.2 W/kg.

This Device supports 256QAM on the uplink and 256QAM on the downlink for LTE Operations. Conducted powers for 64QAM uplink configurations were measured per section 5.1 of FCC KDB 941225 D05v02r05. SAR was not required for 256QAM since the highest maximum output power for 256QAM is ≤ 0.5 dB higher than the same configuration in QPSK and the reported SAR for QPSK configuration is ≤ 1.45 W/Kg, per section 5.2.4 for FCC KDB941225 D05v02r05.

This device supports downlink 4x4 MIMO operations for some LTE Bands. Per May 2017 TCB Workshop Notes, SAR for 4x4 DL MIMO was not needed since the maximum average output power in 4x4 DL MIMO mode was not more than 0.25 dB higher than the maximum output power with 4x4 DL MIMO inactive.

This device supports LTE capabilities with overlapping transmission frequency ranges. When the supported frequency range of LTE Band falls completely within an LTE Band with a larger transmission frequency range, both LTE bands have the same target power or the band with the larger transmission frequency range has a

higher target power and both LTE bands share the same transmission path and signal characteristics, SAR was only tested for the band with the larger transmission frequency range.

LTE Band 4 (1 710.7 MHz ~ 1 754.3 MHz) is covered by LTE Band 66 (1 710.7 MHz ~ 1 779.3 MHz) each both LTE bands have the same target powers

LTE Band 17 (706.5 MHz~ 713.5 MHz) is covered by LTE Band 12 (699.7 MHz~ 715.3 MHz) each both LTE bands have the same target powers

This device supports LTE Carrier Aggregation (CA) in the downlink. All uplink communications are identical to Release 8 specifications. Per FCC KDB publication 941225 D05A v01r02, SAR for LTE DL CA operations was not needed since the maximum average output power in LTE CA mode was not >0.25 dB higher than the maximum output power when downlink carrier aggregation was inactive.

This device is only capable of QPSK HSUPA in the uplink. Therefore, no additional SAR tests are required beyond that described for devices with HSUPA in KDB 941225 D01v03r01.

Per FCC KDB 941225 D01v03r01, 12.2 kbps RMC is the primary mode and HSPA (HSUPA/HSDPA with RMC) is the secondary mode.

Per FCC KDB 941225 D01v03r01, The SAR test exclusion is applied to the secondary mode by the following equation.

$$\text{Adjusted SAR} = \text{Highest Reported SAR} \times \frac{\text{Secondary Max tune - up (mW)}}{\text{Primary Max tune tune - up(mW)}} \leq 1.2 \text{ W/kg.}$$

Based on the highest Reported SAR, the secondary mode is not required.

Per FCC KDB 690783 1 D01 SAR Listings on Grants v01r03 and KDB 447498 D01 General RF Exposure Guidance v06 The SAR numbers listed must be consistent with the highest reported test results required by the published RF exposure KDB procedures. When the measured SAR is not at the maximum tune-up tolerance limit or maximum output power allowed for production units, the measured results are scaled to the maximum conditions to determine compliance; the scaled results are referred to as the reported SAR.

The Reported SAR = The Measured SAR $\times \frac{\text{Maximum tune-up (mW)}}{\text{Measured Conducted Power (mW)}}$

The Reported SAR for WLAN and Bluetooth

The Reported SAR = The Measured SAR $\times \frac{\text{Maximum tune-up (mW)}}{\text{Measured Conducted Power (mW)}}$ x Duty factor

FCC KDB 447498 D01v06 General RF Exposure Guidance introduces a new formula for calculating the SAR a Peak Location Separation Ratio (SPLSR) between pairs of simultaneously transmitting antennas:

$$SPLSR_i = (SAR_1 + SAR_2)^{1.5} / R_i$$

Where:

SAR_1 is the highest measured or estimated SAR for the first of a pair of simultaneous transmitting antennas, in a specific test operating mode and exposure condition

SAR_2 is the highest measured or estimated SAR for the second of a pair of simultaneous transmitting antennas, in the same test operating mode and exposure condition as the first

R_i is the separation distance between the pair of simultaneous transmitting antennas, When the SAR is measured, for both antennas in the pair, it is determined by the actual x, y and z coordinates in the 1-g SAR for each SAR peak location, based on the extrapolated and interpolated result in the zoom scan measurement, using the formula of $[(X_1 - X_2)^2 + (Y_1 - Y_2)^2 + (Z_1 - Z_2)^2]$

In order for a pair of simultaneous transmitting antennas with the sum 1-g of SAR > 1.6 W/kg and with the sum 10-g of SAR > 4W/Kg to qualify for exemption from Simultaneous Transmission SAR measurements, it has to satisfy the condition of:

$(SAR_1 + SAR_2)^{1.5} / R_i \leq 0.04$ for 1g SAR and $(SAR_1 + SAR_2)^{1.5} / R_i \leq 0.1$ for 10g SAR.

5. Introduction

The FCC has adopted the guidelines for evaluating the environmental effects of radio frequency radiation in ET Docket 93-62 on Aug. 6, 1996 to protect the public and workers from the potential hazards of RF emissions due to FCC-regulated portable devices.

The safety limits used for the environmental evaluation measurements are based on the criteria published by the American National Standards Institute (ANSI) for localized specific absorption rate (SAR) in IEEE/ANSI C95.1-1992 Standard for Safety Levels with Respect to Human Exposure to Radio Frequency Electromagnetic Fields, 3 kHz to 300 GHz. 1992 by the Institute of Electrical and Electronics Engineers, Inc., New York 10017. The measurement procedure described in IEEE/ANSI C95.3-1992 Recommended Practice for the Measurement of Potentially Hazardous Electromagnetic Fields - RF and Microwave is used for guidance in measuring SAR due to the RF radiation exposure from the Equipment Under Test (EUT). These criteria for SAR evaluation are similar to those recommended by the National Council on Radiation Protection and Measurements (NCRP) in Biological Effects and Exposure Criteria for Radio Frequency Electromagnetic Fields," NCRP Report No. 86 NCRP, 1986, Bethesda, MD 20814. SAR is a measure of the rate of energy absorption due to exposure to an RF transmitting source. SAR values have been related to threshold levels for potential biological hazards.

SAR Definition

Specific Absorption Rate (SAR) is defined as the time derivative of the incremental electromagnetic energy (dW) absorbed by (dissipated in) an incremental mass (dm) contained in a volume element (dV) of a given density (ρ). It is also defined as the rate of RF energy absorption per unit mass at a point in an absorbing body.

$$SAR = \frac{d}{dt} \left(\frac{dW}{dm} \right)$$

Figure 1. SAR Mathematical Equation
SAR is expressed in units of Watts per Kilogram (W/kg)

Where:

- = conductivity of the tissue-simulant material (S/m)
- = mass density of the tissue-simulant material (kg/m^3)
- = Total RMS electric field strength (V/m)

NOTE: The primary factors that control rate of energy absorption were found to be the wavelength of the incident field in relations to the dimensions and geometry of the irradiated organism, the orientation of the organism in relation to the polarity of field vectors, the presence of reflecting surfaces, and whether conductive contact is made by the organism with a ground plane.

6. Description of test equipment

6.1 SAR MEASUREMENT SETUP

These measurements are performed using the DASY4 automated dosimetric assessment system. It is made by Schmid & Partner Engineering AG (SPEAG) in Zurich, Switzerland. It consists of high precision robotics system (Staubli), robot controller, Pentium III computer, near-field probe, probe alignment sensor, and the generic twin phantom containing the brain equivalent material. The robot is a six-axis industrial robot performing precise movements to position the probe to the location (points) of maximum electromagnetic field (EMF) (see Figure.2).

A cell controller system contains the power supply, robot controller, teach pendant (Joystick), and remote control, is used to drive the robot motors. The PC with Windows XP or Windows 7 is working with SAR Measurement system DASY4 & DASY5, A/D interface card, monitor, mouse, and keyboard. The Staubli Robot is connected to the cell controller to allow software manipulation of the robot. A data acquisition electronic (DAE) circuit performs the signal amplification, signal multiplexing, AD-conversion, offset measurements, mechanical surface detection, collision detection, etc. is connected to the Electro-optical coupler (EOC). The EOC performs the conversion from the optical into digital electric signal of the DAE and transfers data to the PC plug-in card.

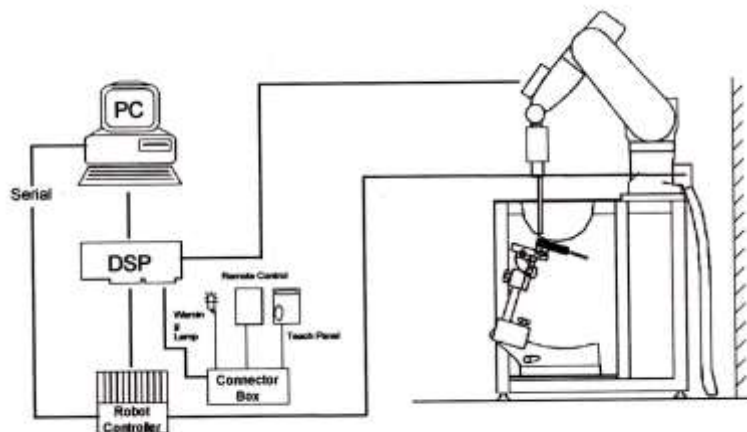


Figure 2. HCT SAR Lab. Test Measurement Set-up

The DAE consists of a highly sensitive electrometer-grade preamplifier with auto-zeroing, a channel and gain-switching multiplexer, a fast 16 bit AD-converter and a command decoder and control logic unit. Transmission to the PC-card is accomplished through an optical downlink for data and status information and an optical uplink for commands and clock lines. The mechanical probe mounting device includes two different sensor systems for frontal and sidewise probe contacts. They are also used for mechanical surface detection and probe collision detection. The robot uses its own controller with a built in VME-bus computer. The system is described in detail in.

7. SAR Measurement Procedure

The evaluation was performed using the following procedure compliant to FCC KDB Publication 865664 D01v01r04 and IEEE 1528-2013.

1. The SAR distribution at the exposed side of the head or body was measured at a distance no more than 5.0 mm from the inner surface of the shell. The area covered the entire dimension of the DUT's head and body area and the horizontal grid resolution was depending on the FCC KDB 865664 D01v01r04 table 4-1 & IEEE 1528-2013.
2. Based on step, the area of the maximum absorption was determined by sophisticated interpolations routines implemented in DASY software. When an Area Scan has measured all reachable point. DASY system computes the field maximal found in the scanned are, within a range of the maximum. SAR at this fixed point was measured and used as a reference value.
3. Around this point, a volume was assessed according to the measurement resolution and volume size requirements of FCC KDB 865664 D01v01r04 table 4-1 and IEEE 1528-2013. On the basis of this data set, the spatial peak SAR value was evaluated with the following procedure (reference from the DASY manual.)
 - a. The data at the surface were extrapolated, since the center of the dipoles is no more than 2.7 mm away from the tip of the probe (it is different from the probe type) and the distance between the surface and the lowest measuring point is 1.2 mm. The extrapolation was based on a least square algorithm. A polynomial of the fourth order was calculated through the points in z-axes. This polynomial was then used to evaluate the points between the surface and the probe tip.
 - b. The maximum interpolated value was searched with a straight-forward algorithm. Around this maximum the SAR values averaged over the spatial volumes (1 g or 10 g) were computed using the 3D-Spline interpolation algorithm. The 3D-spline is composed of three one-dimensional splines with the "Not a knot" condition (in x, y, and z directions. The volume was integrated with the trapezoidal algorithm. One thousand points (10 x 10 x 10) were interpolated to calculate the average.
 - c. All neighboring volumes were evaluated until no neighboring volume with a higher average value was found.
4. The SAR reference value, at the same location as step 2, was re-measured after the zoom scan. If the value changed by more than 5 %, the SAR evaluation and drift measurements were repeated.

Area scan and zoom scan resolution setting follow KDB 865664 D01v01r04 quoted below.

		≤ 3 GHz	> 3 GHz	
Maximum distance from closest measurement point (geometric center of probe sensors) to phantom surface		5 ± 1 mm	$\cdot \delta \cdot \ln(2) \pm 0.5$ mm	
Maximum probe angle from probe axis to phantom surface normal at the measurement location		$30^\circ \pm 1^\circ$	$20^\circ \pm 1^\circ$	
Maximum areascan Spatial resolution: $\Delta x_{Area}, \Delta y_{Area}$		≤ 2 GHz: ≤ 15 mm 2-3 GHz: ≤ 12 mm	3-4 GHz: ≤ 12 mm 4-6 GHz: ≤ 10 mm	
		When the x or y dimension of the test device, in the measurement plane orientation, is smaller than the above, the measurement resolution must be \leq the corresponding x or y dimension of the test device with at least one measurement point on the test device.		
Maximum zoom scan Spatial resolution: $\Delta x_{zoom}, \Delta y_{zoom}$		≤ 2 GHz: ≤ 8 mm 2-3 GHz: ≤ 5 mm*	3-4 GHz: ≤ 5 mm* 4-6 GHz: ≤ 4 mm*	
Maximum zoom scan Spatial resolution normal to phantom surface	uniform grid: $\Delta z_{zoom}(n)$	≤ 5 mm	3-4 GHz: ≤ 4 mm 4-5 GHz: ≤ 3 mm 5-6 GHz: ≤ 2 mm	
	graded grid	$\Delta z_{zoom}(1)$: between 1 st two Points closest to phantom surface	≤ 4 mm	3-4 GHz: ≤ 3 mm 4-5 GHz: ≤ 2.5 mm 5-6 GHz: ≤ 2 mm
		$\Delta z_{zoom}(n>1)$: between subsequent Points	$\leq 1.5 \cdot \Delta z_{zoom}(n-1)$	
Minimum zoom scan volume	x, y, z	≥ 30 mm	3-4 GHz: ≥ 28 mm 4-5 GHz: ≥ 25 mm 5-6 GHz: ≥ 22 mm	
<p>Note: δ is the penetration depth of a plane-wave at normal incidence to the tissue medium; see draft standard IEEE P1528-2011 for details.</p> <p>* When zoom scan is required and the reported SAR from the area scan based 1-g SAR estimation procedures of KDB 447498 is ≤ 1.4 W/kg, ≤ 8 mm, ≤ 7 mm and ≤ 5 mm zoom scan resolution may be applied, respectively, for 2 GHz to 3 GHz, 3 GHz to 4 GHz and 4 GHz to 6 GHz.</p>				

8. Description of Test Position

8.1 EAR REFERENCE POINT

Figure 8-2 shows the front, back and side views of the SAM phantom. The center-of-mouth reference point is labeled “M”, the left ear reference point (ERP) is marked “LE”, and the right ERP is marked “RE.” Each ERP is on the B-M (back-mouth) line located 15 mm behind the entrance-to-ear-canal (EEC) point, as shown in Figure 6-1. The Reference Plane is defined as passing through the two ears reference point and point M. The line N-F (Neck-Front), also called the Reference Pivoting Line, is not perpendicular to the reference plane (See Figure 5-1), Line B-M is perpendicular to the N-F line. Both N-F and B-M lines are marked on the external phantom shell to facilitate handset positioning.




Figure 8-1
Close-up side view of ERP

8.2 HANDSET REFERENCE POINTS

Two imaginary lines on the handset were established: the vertical centerline and the horizontal line. The device under test was placed in a normal operating position with the acoustic output located along the “vertical centerline” on the front of the device aligned to the “ear reference point” (see Figure 8-3). The acoustic output was then located at the same level as the center of the ear reference point. The device under test was positioned so that the “vertical centerline” was bisecting the front surface of the handset at its top and bottom edges, positioning the “ear reference point” on the outer surface of the both the left and right head phantoms on the ear reference point.



Figure 8-2
Front, back and side views of SAM Twin Phantom

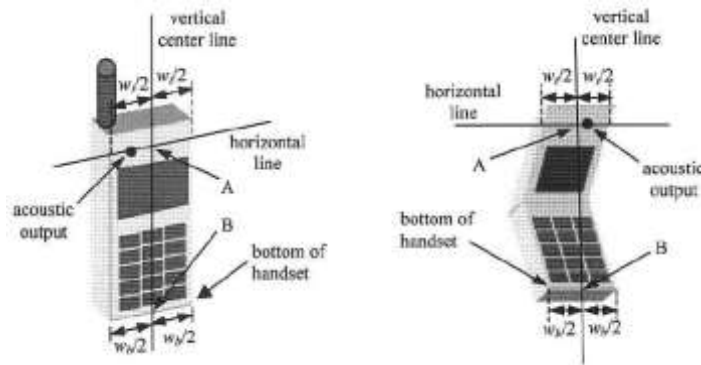


Figure 6-3. Handset vertical and horizontal reference lines

8.3 Device Holder

The device holder is made out of low-loss POM material having the following dielectric parameter; relative permittivity $\epsilon=3$ and loss tangent $\sigma=0.02$.

8.4 Position for cheek

Figure 6.4. shows cheek or touch position. The reference points for the right ear (RE), left ear (LE), and mouth (M), which establish the Reference Plane for handset positioning, are indicated.

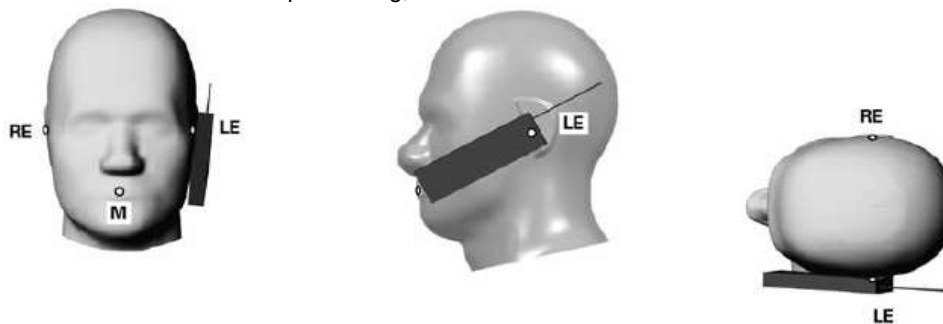


Figure 8.4 Cheek/ Touch position of the wireless device

8.5 Definition of the “tilted” position

Figure 6.5. shows tilted position. Place the device in the cheek position. Then while maintaining the orientation of the device, retract the device parallel to the reference plane far enough away from the phantom to enable a rotation of the device by 15°.



Figure 8.5. Tilt 15° position of the wireless device

8.6 Body-Worn Accessory Configurations

Body-worn operating configurations are tested with the belt-dips and holsters attached to the device and positioned against a flat phantom in a normal use configuration (see Figure 6-6). Per FCC KDB Publication 648474 D04v01r03 Body-worn accessory exposure is typically related to voice mode operations when handsets are carried in Body-worn accessories. The Body-worn accessory procedures in FCC KDB Publication 447498 D01v06 should be used to test for Body-worn accessory SAR compliance, without a headset connected to it. When the reported SAR for a body-worn accessory, measured without a headset connected to the handset, is > 1.2 W/kg, the highest reported SAR configuration for that wireless mode and frequency Band should be repeated for that body-worn accessory with a headset attached to the handset.



Figure 8-6
Sample Body-Worn Diagram

Accessories for Body-worn operation configurations are divided into two categories: those that do not contain metallic components and those that do contain metallic components. When multiple accessories that do not contain metallic components are supplied with the device, the device is tested with only the accessory that dictates the closest spacing to the body. Then multiple accessories that contain metallic components are tested with the device with each accessory. If multiple accessories share an identical metallic component (i.e. the same metallic belt-dip used with different holsters with no other metallic components) only the accessory that dictates the closest spacing to the body is tested.

8.7 Wireless Router Configurations

Some battery-operated handsets have the capability to transmit and receive user data through simultaneous transmission of WIFI simultaneously with a separate licensed transmitter. The FCC has provided guidance in FCC KDB Publication 941225 D06v02r01 where SAR test considerations for handsets (L x W ≥ 9cm x 5 cm) are based on a composite test separation distance of 10 mm from the front back and edges of the device containing transmitting antennas within 2.5 cm of their edges, determined from general mix used conditions for this type of devices. Since the hotspot SAR results may overlap with the Body-worn accessory SAR requirements, the more conservative configurations can be considered, thus excluding some Body-worn accessory SAR tests.

When the user enables the personal wireless router functions for the handset actual operations include simultaneous transmission of both the WIFI transmitter and another licensed transmitter. Both transmitters often do not transmit at the same transmitting frequency and thus cannot be evaluated for SAR under actual use conditions due to the limitations of the SAR assessment probes. Therefore, SAR must be evaluated for each frequency transmission and mode separately and spatially summed with the WIFI transmitter according to FCC KDB Publication 447498 D01v06 publication procedures. The Portable Hotspot feature on the handset was NOT activated during SAR assessments, to ensure the SAR measurements were evaluated for a single transmission frequency RF signal at a time.

8.8 Extremity Exposure Configurations

Devices that are designed or intended for use on extremities or mainly operated in extremity only exposure conditions: i.e., hands, wrists, feet and ankles, may require extremity SAR evaluation. When the device also operates in close proximity to the user's body, SAR compliance for the body is also required. The 1-g body and 10-g extremity SAR Exclusion Thresholds found in KDB Publication 447498 D01v06 should be applied to determine SAR test requirements.

For smart phones with a display diagonal dimension > 15.0 cm or an overall diagonal dimension > 16.0 cm that provide similar mobile web access and multimedia support found in mini-tablets or UMPC mini-tablets that support voice calls next to the ear. the phablets procedures outlined in KDB Publication 648474 D04 v01r03 should be applied to evaluate SAR compliance. A device marketed as phablets, regardless of form factors and operating characteristics must be tested as a phablet to determine SAR compliance. In addition to the normally required head and body-worn accessory SAR test procedures required for handsets, the UMPC mini-tablet procedures must also be applied to test the SAR of all surfaces and edges with an antenna ≤ 25 mm from that surface or edge, in direct contact with the phantom, for 10-g SAR. The UMPC mini-tablet 1-g SAR at 5 mm is not required. When hotspot mode applies, 10-g SAR is required only for the surfaces and edges with hotspot mode scaled to the maximum output power (including tolerance) is 1-g SAR > 1.2 W/kg.

8.9 Additional Test Positions due to Proximity Conditions

This device uses a sensor to reduce output powers in extremity (hand-held) use conditions.

When the sensor detects a user is touching the device on or near to the antenna the device reduces the maximum allowed output power. However, the proximity sensor is not active when the device is moved beyond the sensor triggering distance and the maximum output power is no longer limited. Therefore, an additional exposure condition is needed in the vicinity of the triggering distance to ensure SAR is compliant when the device is allowed to operate at a non-reduced output power level.

FCC KDB 616217 D04 v01r02 Section 6 was used as a guideline for selecting SAR test distances for this device at these additional exposure conditions. The smallest separation distance determined by the sensor triggering and sensor coverage for each applicable edge, minus 1 mm, was used as the test separation distance for SAR testing. Sensor triggering distance summary data is included in below table.

Wireless technologies	Position	§6.2 Triggering Distance (mm)	§6.3 Coverage	§6.4 Tilt Angle	Worst case distance for Phablet SAR (mm)
Main#1,2 (GSM 850, GSM 1900, UMTS B2/B4,5 LTE B2/B4/B5/B12/B17/B26/B66/ NR n5/n41/n66)	Rear	12	N/A	N/A	11
	Bottom	11	N/A	N/A	10
Main#3 LTE B2/B66	Rear	9	N/A	N/A	8
	Left	7	N/A	N/A	6

8.10 Bluetooth tethering Configurations

Per May 2017 TCBC Workshop documents, when Bluetooth tethering applies, simultaneous transmission SAR needs consideration.

This model allows users to exchange data or media files with other Bluetooth enabled devices using Bluetooth, which means they can connect to other Bluetooth enabled devices via Bluetooth tethering. Therefore, SAR test was performed for additional simultaneous transmissions. Head and Bluetooth tethering SAR were evaluated for BT BR tethering applications.

9. RF Exposure Limits

HUMAN EXPOSURE	UNCONTROLLED ENVIRONMENT General Population (W/kg) or (mW/g)	CONTROLLED ENVIRONMENT Occupational (W/kg) or (mW/g)
SPATIAL PEAK SAR * (Partial Body)	1.6	8.0
SPATIAL AVERAGE SAR ** (Whole Body)	0.08	0.4
SPATIAL PEAK SAR *** (Hands / Feet / Ankle / Wrist)	4.0	20.0

NOTES:

- * The Spatial Peak value of the SAR averaged over any 1 g of tissue (defined as a tissue volume in the shape of a cube) and over the appropriate averaging time.
- ** The Spatial Average value of the SAR averaged over the whole-body.
- *** The Spatial Peak value of the SAR averaged over any 10 g of tissue (defined as a tissue volume in the shape of a cube) and over the appropriate averaging time.

Uncontrolled Environments are defined as locations where there is the exposure of individuals who have no knowledge or control of their exposure. The general population/uncontrolled exposure limits are applicable to situations in which the general public may be exposed or in which persons who are exposed as a consequence of their employment may not be mad fully aware of the potential for exposure or cannot exercise control over their exposure. Members of the general public would come under this category when exposure is not employment-related; for example, in the case of a wireless transmitter that exposes persons in its vicinity.

Controlled Environments are defined as locations where there is exposure that may be incurred by persons who are aware of the potential for exposure, (i.e.as a result of employment or occupation). In general, occupational/controlled exposure limits are applicable to situations in which persons are exposed as a consequence of their employment, who have been made fully aware of the potential for exposure and can exercise control over their exposure. This exposure category is also applicable when the exposure is of a transient nature due to incidental passage through a location where the exposure levels may be higher than the general population/uncontrolled limits, but the exposed person is fully aware of the potential for exposure and can exercise control over his or her exposure by leaving the area or by some other appropriate means.

10. FCC SAR General Measurement Procedures

Power Measurements for licensed transmitters are performed using a base simulator under digital average power.

10.1 Measured and Reported SAR

Per FCC KDB Publication 447498 D01v06, when SAR is not measured at the maximum power level allowed for production units, the results must be scaled to the maximum tune-up tolerance limit according to the power applied to the individual channels tested to determine compliance. For simultaneous transmission, the measured aggregate SAR must be scaled according to the sum of the differences between the maximum tune-up tolerance and actual power used to test each transmitter. When SAR is measured at or scaled to the maximum tune-up tolerance limit, the results are referred to as Reported SAR. The highest reported SAR results are identified on the grant of equipment authorization according to procedures in KDB 690783 D01v01r03.

10.2 3G SAR Test Reduction Procedure

10.2.1 GSM, GPRS AND EDGE

The following procedures may be considered for each frequency Band to determine SAR test reduction for devices operating in GSM/GPRS/EDGE modes to demonstrate RF exposure compliance. GSM voice mode transmits with 1 time-slot. GPRS and EDGE may transmit up to 4 time slots in the 8 time-slot frame according to the multi-slot class implemented in a device.

10.2.2 SAR Test Reduction

In FCC KDB 941225 D01v03r01, certain transmission modes within a frequency Band and wireless mode evaluated for SAR are defined as primary modes. The equivalent modes considered for SAR test reduction are denoted as secondary modes. When the maximum output power including tune-up tolerance specified for production units in a secondary mode is ≤ 0.25 dB higher than the primary mode or when the highest reported SAR of the primary mode, scaled by the ratio of specified maximum output power and tune-up tolerance of secondary to primary mode, is ≤ 1.2 W/kg, SAR measurements are not required for the secondary mode. These criteria are referred to as the 3G SAR test reduction procedure. When the 3G SAR test reduction procedure is not satisfied, SAR measurements are additionally required for the secondary mode.

SAR test reduction for GPRS and EDGE modes is determined by the source-based time-averaged output power specified for production units, including tune-up tolerance. The data mode with highest specified time-averaged output power should be tested for SAR compliance in the applicable exposure conditions. For modes with the same specified maximum output power and tolerance, the higher number time-slot configuration should be tested

10.2.3 Procedures Used to Establish RF Signal for SAR

The following procedures are according to FCC KDB 941225 D01v03r01-3G SAR Measurement Procedures. The handset was placed into a simulated call using a base station simulator in a shielded chamber. Such test signals offer a consistent means for testing SAR and are recommended for evaluation SAR measurements were taken with a fully charged battery. In order to verify that the device was tested and maintained at full power, this was configured with the base station simulator. The SAR measurement Software calculates a reference point at the start and end of the test to Check for power drifts. If conducted Power deviations of more than 5 % occurred, the tests were repeated.

10.3 SAR Measurement Conditions for UMTS

10.3.1 Output Power Verification

Maximum output power is verified on the High, Middle and Low channels according to the general descriptions in sec. 5.2 of 3GPP TS 34.121, using the appropriate RMC with TPC (transmit power control) set to all "1s" or applying the required inner loop power control procedures to maintain maximum output power while HSUPA is active. Results for all applicable physical channel configurations (DPCCH, DPDCHn and spreading codes, HS-DPCCH etc) are tabulated in this test report. All configurations that are not supported by the DUT or cannot be measured due to technical or equipment limitations are identified.

10.3.2 Body SAR measurements

SAR for body exposure configurations is measured using the 12.2kbps RMC with the TPC bits all "1s". the 3G SAR test reduction procedure is applied to other spreading codes and multiple DPDCHn configurations supported by the handset with 12.2 kbps RMC as the primary mode. Otherwise, SAR is measured using and applicable RMC configuration with the corresponding spreading code or DPDCHn, for the highest reported SAR configuration in 12.2kbps RMC.

10.3.3 SAR Measurements with Rel. 5 HSDPA

The 3G SAR test reduction procedure is applied to HSDPA body configurations with 12.2 kbps RMC as the primary mode. Otherwise, Body SAR for HSDPA is measured using and FRC with H-SET 1 in Sub-test and a 12.2 kbps RMC without HSDPA. Handsets with both HSDPA and HSUPA are tested according to release 6 HSPA test procedures. 8.4.5 SAR Measurement with Rel.6 HSUPA The 3G SAR test Reduction Procedure is applied to HSPA (HSUPA/HSDPA with RMC) body configurations with 12.2 kbps RMC as the primary mode. Otherwise, Body SAR for HSPA is measured with E-DCH Sub-test 5, Using H-Set 1 and QPSK for FRC and a 12.2kbps RMC configured in Test Loop Mode 1 and Power Control algorithm 2, according to the highest reported body SAR configuration in 12.2 kbps RMC without HSPA. When VOIP applies to head exposure, the 3G SAR test reduction procedure is applied with 12.2 kbps RMC as the primary mode; otherwise, the same HSPA configuration used for body SAR measurements are applied to head exposure testing.

10.3.4 SAR Measurements with Rel. 6 HSUPA


The 3G SAR test reduction procedure is applied to HSPA (HSUPA/HSDPA with RMC) body configurations with 12.2 kbps RMC as the primary mode. Otherwise, Body SAR for HSPA is measured with E-DCH Sub-test 5, using H-Set1 and QPSK for FRC and a 12.2 kbps RMC configured in Test Loop Mode 1 and power control algorithm 2, according to the highest reported body SAR configuration in 12.2 kbps RMC without HSPA.

10.3.5 DC-HSDPA

SAR is required for Rel.8 DC-HSDPA when SAR is required for Rel.5 HSDPA; otherwise, the 3G SAR test reduction procedure is applied to DC-HSDPA with 12.2 kbps RMC as the primary mode. Power is measured for DC-HSDPA according to the H-Set 12, FRC configuration in table C.8.1.12 of 3GPP TS34.121-1 to determine SAR test reduction. Primary and secondary serving HS-DSCH Cell are required to perform the power measurement and for the results to be acceptable.

DC-HSDPA Configurations

- ◆ 3GPP specification TS 34.121-1 Release 8. was used for used for DC-HSDPA guidance.
- ◆ H-set 12(QPSK)was conformed to be used during DC-HSDPA measurements.



10.4 SAR Measurement Conditions for LTE

LTE modes are tested according to FCC KDB 941225 D05v02r05 publication. Establishing connections with base station simulators ensure a consistent means for testing SAR and are recommended for evaluation SAR [4]. The R&S CMW500 or Anritsu MT8820C simulators are used for LTE output power measurements and SAR testing. Closed loop power control was used so the UE transmits with maximum output power during SAR testing. SAR tests were performed with the same number of RB and RB offsets transmitting on all TTI frames (maximum TTI).

10.4.1 Spectrum Plots for RB Configurations

A properly configured base station simulator was used for SAR tests and power measurements. Therefore, spectrum plots for RB configurations were not required to be included in this report.

10.4.2 MPR

MPR is permanently implemented for this device by the manufacturer. The specific manufacturer target MPR is indicated alongside the SAR results. MPR is enabled for this device, according to 3GPP TS36. 101 Section 6.2.3 – 6.2.5 under Table 6.2.3-1.

10.4.3 A-MPR

A-MPR (Additional MPR) has been disabled for all SAR tests by setting NS=01 on the base station simulator.

10.4.4 Required RB Size and RB offsets for SAR testing

According to FCC KDB 941225 D05v02r05

- a. Per sec 4.2.1, SAR is required for QPSK 1 RB Allocation for the largest Bandwidth
 - i. The required channel and offset combination with the highest maximum output power is required for SAR.
 - ii. When the reported SAR is ≤ 0.8 W/Kg, testing of the remaining RB offset configurations and required test channels is not required. Otherwise, SAR is required for the remaining required test channels using the RB offset configuration with highest output power for that channel.
 - iii. When the reported SAR for a required test channel is > 1.45 W/kg, SAR is required for all RB offset configurations for that channel.
- b. Per Sec 4.2.2, SAR is required for 50% RB allocation using the largest Bandwidth following the same procedures outlined in Sec 4.2.1.
- c. Per Sec. 4.2.3, QPSK SAR is not required for the 100% allocation when the highest maximum output power for the 100% allocation is less than the highest maximum output power of the 1 RB and 50% RB allocations and the reported SAR for the 1 RB and 50% RB allocations is < 0.8 W/kg.
- d. Per Sec. 4.2.4 and 4.3, SAR test for higher order modulations and lower Bandwidths configurations are not required when the conducted power of the required test configurations determined by Sec. 4.2.1 through 4.2.3 is less than or equal to 1/2 dB higher than the equivalent configuration using QPSK modulation and when the QPSK SAR for those configurations is < 1.45 W/Kg.

10.4.5 Downlink Carrier Aggregation

Conducted power measurements with LTE Carrier aggregation (CA) downlink only active are made in accordance to KDB publication 941225 D05Av01r02. The RRC connection is only handled by one cell, the primary component carrier (PCC) for downlink and uplink communications. After making a data connection to the PCC, the UE device adds secondary component carrier (SCC) on the downlink only. All uplink communications and acknowledgements remain identical to specifications when downlink carrier aggregation is inactive on the PCC. For every supported combination of downlink only carrier aggregation, additional conducted output Powers are measured with downlink carrier aggregation active for the configuration with highest measured maximum conducted power with the downlink carrier aggregation inactive measured among the channel Bandwidth, modulation and RB combinations in each frequency Band. Per FCC KDB Publication 941225 D05Av01r02, no SAR measurements are required for carrier aggregation configurations when the average output power with downlink only carrier aggregation active is not more than 0.25dB higher than the average output power with downlink only carrier aggregation inactive.

10.4.6 LTE(TDD) Considerations

According to KDB 941225 D05v02r05, for Time-Division Duplex (TDD) systems, SAR must be tested using a fixed periodic duty factor according to the highest transmission duty factor implemented for the device and supported by the defined 3GPP LTE TDD configurations.

SAR was tested with the highest transmission duty factor (63.33 %) using Uplink-downlink configuration 0 and Special subframe configuration 6. LTE TDD Band 41 supports 3GPP TS 36.211 section 4.2 for Type 2 Frame and Table 4.2-2 for uplink-downlink configurations and Table 4.2-1 for Special sub frame configurations.

Table 4.2-1: Configuration of special subframe (lengths of DwPTS/GP/UpPTS)

Special subframe configuration	Normal cyclic prefix in downlink			Extended cyclic prefix in downlink		
	DwPTS	UpPTS		DwPTS	UpPTS	
		Normal cyclic prefix in uplink	Extended cyclic prefix in uplink		Normal cyclic prefix in uplink	Extended cyclic prefix in uplink
0	$6592 \cdot T_s$	$2192 \cdot T_s$	$2560 \cdot T_s$	$7680 \cdot T_s$	$2192 \cdot T_s$	$2560 \cdot T_s$
1	$19760 \cdot T_s$			$20480 \cdot T_s$		
2	$21952 \cdot T_s$			$23040 \cdot T_s$		
3	$24144 \cdot T_s$			$25600 \cdot T_s$		
4	$26336 \cdot T_s$	$4384 \cdot T_s$	$5120 \cdot T_s$	$7680 \cdot T_s$	$4384 \cdot T_s$	$5120 \cdot T_s$
5	$6592 \cdot T_s$			$20480 \cdot T_s$		
6	$19760 \cdot T_s$			$23040 \cdot T_s$		
7	$21952 \cdot T_s$			$12800 \cdot T_s$		
8	$24144 \cdot T_s$			-		
9	$13168 \cdot T_s$	-	-	-	-	-

Calculated Duty Cycle – Extended cyclic prefix in uplink x (Ts) x no of S + no of U

Table 4.2-2: Uplink-downlink configurations.

Uplink-downlink configuration	Downlink-to-Uplink Switch-point periodicity	Subframe number									
		0	1	2	3	4	5	6	7	8	9
0	5 ms	D	S	U	U	U	D	S	U	U	U
1	5 ms	D	S	U	U	D	D	S	U	U	D
2	5 ms	D	S	U	D	D	D	S	U	D	D
3	10 ms	D	S	U	U	U	D	D	D	D	D
4	10 ms	D	S	U	U	D	D	D	D	D	D
5	10 ms	D	S	U	D	D	D	D	D	D	D
6	5 ms	D	S	U	U	U	D	S	U	U	D

Example for calculated Duty Cycle for Uplink-Downlink Configuration 0:

Calculated Duty Cycle = $(5120 \times (1/(15000 \times 2048))) \times 2 + 0.006)/0.01 = 63.33 \%$

Where

$T_s = 1/(15000 \times 2048)$ seconds

HPUE: Calculated Duty Cycle for Uplink-Downlink Configuration 1

Calculated Duty Cycle = $5120 \times (1/(15000 \times 2048)) \times 2 + 0.004)/0.01 = 43.33 \%$

10.4.7 The Call Box Setup for LTE(TDD)

When you Want to Test for LTE TDD, Please Change Frame Structure TDD and TDD Uplink Downlink Configuration 0 and Special Subframe Configuration 6.

2018/01/08 11:00 Idle(Regist) Phone-2 W-CDMA Phone-1 LTE
 <Fundamental Measurement> Output Main Continuous

Parameter Fundamental UE Report

Reference Signal not found UE Power : -21.5 dBm

Power Measurement (Meas. Count : 11/ 20)
 Avg. Max. Min. Limit
 TX Power ***** dBm 20.3 to 25.7 dBm
 Channel Power ***** dBm

Modulation Analysis View (Meas. Count : 1/ 1)

Common Parameter
 Test Parameter TX1 - Max. Power(QPSK/1 RB)

Call Processing On Scenario Normal

Frequency
 Frame Structure TDD
 Channel Bandwidth FDD Hz
 TDD 20 CH = 2593.000000 MHz
 UL Channel & Frequency
 DL Channel & Frequency 40620 CH = 2593.000000 MHz
 Operation Band 41
 Frequency Separation (0)MHz

Level
 Input Level 30.0 dBm

Parameter
 Common
 Physical Channel
 Call Processing
 TX Measurement Setup
 RX Measurement Setup
 Fundamental Measurement

2018/01/08 11:01 Idle(Regist) Phone-2 W-CDMA Phone-1 LTE
 <Fundamental Measurement> Output Main Continuous

Parameter Fundamental UE Report

Reference Signal not found UE Power : -21.5 dBm

Power Measurement (Meas. Count : 11/ 20)
 Avg. Max. Min. Limit
 TX Power ***** dBm 20.3 to 25.7 dBm
 Channel Power ***** dBm

Modulation Analysis View (Meas. Count : 1/ 1)

MCS Index (-) 5 (QPSK) (5) (2216) - -
 MCS Index (5) 5 (QPSK) (5) (1864) 4 -
 MCS Index (0) 5 (QPSK) (5) (2216) - 2
 MCS Index (1,6) N/A (----) (--) (----) - 2
 CFI 3

TDD
 subframe 0 1 2 3 4 5 6 7 8 9
 Uplink Downlink Configuration 0 : (5ms) D S U U U D S U U U
 Special Subframe Configuration 6

Physical Channel Parameter
 PSS Power 0.0 dB
 SSS Power 0.0 dB
 PBCH Power 0.0 dB
 PCFICH Power 0.0 dB
 PHICH Power 0.0 dB

Parameter
 Common
 Physical Channel
 Call Processing
 TX Measurement Setup
 RX Measurement Setup
 Fundamental Measurement

10.5 SAR Testing with 802.11 Transmitters

The normal network operating configurations of 802.11 transmitters are not suitable for SAR measurements. Unpredictable fluctuations in network traffic and antenna diversity conditions can introduce undesirable variations in SAR results. The SAR for these devices should be measured using chipsetbased test mode software to ensure the results are consistent and reliable. See KDB Publication 248227 D01v02r02 for more details.

10.5.1 General Device Setup

Chipset based test mode software is hardware dependent and generally varies among manufacturers. The device operating parameters established in test mode for SAR measurements must be identical to those programmed in production units, including output power levels, amplifier gain settings and other RF performance tuning parameters.

A periodic duty factor is required for current generation SAR system to measure SAR. When 802.11 frame gaps are accounted for in the transmission, a maximum transmission duty factor of 92-96% is typically achievable in most test mode configurations. A minimum transmission duty factor of 85% is required to avoid certain hardware and device implementation issues related to wide range SAR scaling. The reported SAR is scaled to 100% transmission duty factor to determine compliance at the maximum tune-up tolerance limit.

10.5.2 U-NII-1 and U-NII-2A

For devices that operate in both U-NII-1 and U-NII2A Bands, when the same maximum output power is specified for both Bands, SAR measurement using OFDM SAR test procedures is not required for U-NII-1 unless the highest reported SAR for U-NII-2A is > 1.2 W/kg for 1g SAR or > 3.0 W/kg for 10g SAR. When different maximum output powers are specified for the Bands, SAR measurement for the U-NII Band with the lower maximum output power is not required unless the highest reported SAR for the U-NII Band with the higher maximum output power, adjusted by the ratio of lower to higher specified maximum output power for the two Bands, is > 1.2 W/kg for 1g SAR or > 3.0 W/kg for 10g SAR.

10.5.3 U-NII-2C and U-NII-3

The frequency range covered by U-NII-2C and U-NII-3 is 380 MHz (5.47 GHz – 5.85 GHz), which requires a minimum of at least two SAR probe calibration frequency points to support SAR measurements. When Terminal Doppler Weather Radar (TDWR) restriction applies, the channels at 5.60 GHz – 5.65 GHz in U-NII-2C Band must be disabled with acceptable mechanisms and documented in the equipment certification.

Unless Band gap channels are permanently disabled, SAR must be considered for these channels.

10.5.4 Initial Test Position Procedure

For exposure conditions with multiple test positions, such as handset operating next to the ear, devices with hotspot mode or UMPC mini-tablet, procedures for initial test position can be applied. Using the transmission mode determined by the DSSS procedure or initial test configuration, area scans are measured for all positions in an exposure condition. The test position with the highest extrapolated (peak) SAR is used as the initial test position. When reported SAR for the initial test position is ≤ 0.4 W/kg for 1g SAR and ≤ 1.0 W/kg for 10g SAR, no additional testing for the remaining test position is required. Otherwise, SAR is evaluated at the subsequent highest peak SAR positions until the reported SAR result is ≤ 0.8 W/kg for 1g SAR and ≤ 2.0 W/kg for 10g SAR or all test positions are measured.

10.5.5 2.4 GHz SAR test Requirements

SAR is measured for 2.4 GHz 802.11b DSSS using either the fixed test position or, when applicable, the initial test position procedure. SAR test reduction is determined according to the following:

- 1) When the reported SAR of the highest measured maximum output power channel for the exposure configuration is ≤ 0.8 W/kg, no further SAR testing is required for 802.11b DSSS is that exposure configuration.
- 2) When the reported SAR is > 0.8 W/kg, SAR is required for that position using the next highest measured output power channel. When any reported SAR is > 1.2 W/kg, SAR is required for the third channel; i.e., all channels require testing.

2.4 GHz 802.11 g/n OFDM are additionally evaluated for SAR if the highest reported SAR for 802.11b, adjusted by the ratio of the OFDM to DSSS specified maximum output power, is > 1.2 W/kg. When SAR is required for OFDM modes in 2.4 GHz Band, the Initial Test Configuration Procedures should be followed.

10.5.6 OFDM Transmission Mode and SAR Test Channel Selection

For the 2.4 GHz and 5 GHz Bands, when the same maximum output power was specified for multiple OFDM transmission mode configurations in a frequency Band or aggregated Band, SAR is measured using the configuration with the largest channel Bandwidth, lowest order modulation and lowest data rate and lowest order 802.11 a/g/n/ac mode. When the maximum output power of a channel is the same for equivalent OFDM configurations; for example, 802.11a, 802.11n and 802.11 ac or 802.11g and 802.11n with the same channel Bandwidth, modulation and data rate etc., the lower order 802.11 mode i.e., 802.11a, then 802.11n and 802.11ac or 802.11g then 802.11n, is used for SAR measurement. When the maximum output power is the same for multiple test channels, either according to the default or additional power measurement requirements, SAR is measured using the channel closest to the middle of the frequency Band or aggregated Band. When there are multiple channels with the same maximum output power, SAR is measured using the higher number channel.

10.5.7 Initial Test Configuration Procedure

For OFDM, in both 2.4 GHz and 5 GHz Bands, an initial test configuration is determined for each frequency Band and aggregated Band, according to the transmission mode with the highest maximum output power specified for SAR measurements. When the same maximum output power is specified for multiple OFDM transmission mode configurations in a frequency Band or aggregated Band, SAR is measured using the configuration(s) with the largest channel Bandwidth, lowest order modulation, and lowest data rate. If the average RF output powers of the highest identical transmission modes are within 0.25 dB of each other, mid channel of the transmission mode with highest average RF output power is the initial test channel. Otherwise, the channel of the transmission mode with the highest average RF output conducted power will be the initial test configuration.

When the reported SAR is ≤ 0.8 W/kg, no additional measurements on other test channels are required. Otherwise, SAR is evaluated using the subsequent highest average RF output channel until the reported SAR result is 1.2 W/kg or all channels are measured. When there are multiple untested channels having the same subsequent highest average RF output power, the channel with higher frequency from the lowest 802.11 mode is considered for SAR measurements.

10.5.8 Subsequent Test Configuration Procedures

For OFDM configurations in each frequency Band and aggregated Band, SAR is evaluated for initial test configuration using the fixed test position or the initial test position on procedure. When the highest reported SAR (for the initial test configuration), adjusted by the ratio of the specified maximum output power of the subsequent test configuration to initial test configuration, is ≤ 1.2 W/kg for 1g SAR and ≤ 3.0 W/kg for 10g SAR, no additional SAR tests for the subsequent test configurations are required.

11. Output Power Specifications

This device operates using the following maximum output power specifications. SAR values were scaled to the maximum allowed power to determine compliance per KDB publication 447498 D01v06.

Licensed Bands

Test Description	Test Procedure Used
Conducted Output Power	- KDB 971168 D01 v03r01 - Section 5.2.4 - ANSI C63.26-2015 - Section 5.2.1 & 5.2.4.2

Test Overview

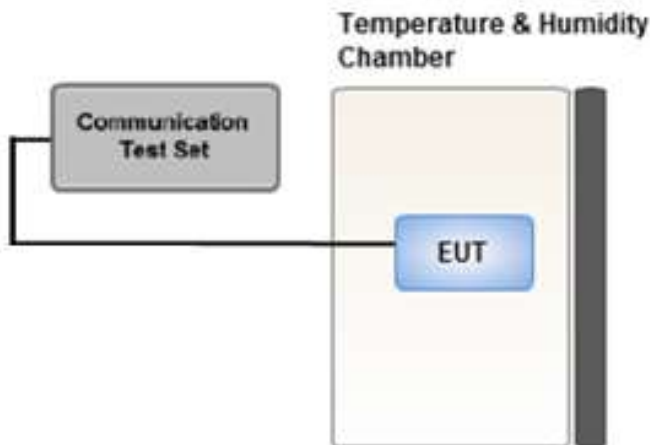
According to ANSI C63.26-2015 Section 5.2.1 when measuring the maximum RF output power from such devices, control over the EUT must be provided either through special test software (provided by manufacturer specifically for compliance testing, but not accessible by an end user) or through use of a base station emulator, communications test set, call box, or similar instrumentation that is capable of establishing a communications link with the EUT to enable control over variable parameters (e.g., output power, OBW, etc.).

In some cases, these instruments also include basic digital spectrum analyzer and/or power meter capabilities that can be utilized to measure the RF output power if the specified detectors and requirements can be realized and the measurement functions have been calibrated.

Test Procedure

1. The RF port of the EUT was connected to the Communication Tester via an RF cable.
2. Conducted average power was measured using a calibrated Radio Communication Tester.

Test setup



11.1 GSM

11.1.1 GSM Maximum Conducted Output Power

Mode / Band		Voice	GPRS(GMSK) Data – CS1(dBm)				EDGE Data (dBm)			
		GSM	GPRS 1 TX Slot	GPRS 2 TX Slot	GPRS 3 TX Slot	GPRS 4 TX Slot	EDGE 1 TX Slot	EDGE 2 TX Slot	EDGE 3 TX Slot	EDGE 4 TX Slot
Maximum		33.50	33.50	32.50	30.50	28.50	28.0	26.0	24.50	23.50
Nominal		32.50	32.50	31.50	29.50	27.50	27.0	25.0	23.50	22.50
GSM 850	128	33.20	33.23	31.34	29.85	28.37	27.48	25.89	24.34	22.91
	190	33.19	33.21	31.26	29.76	28.22	27.46	25.74	24.37	22.69
	251	33.16	33.15	31.17	29.68	28.23	27.49	25.82	24.38	22.79
Maximum		31.0	31.0	29.50	27.0	25.0	27.50	25.50	24.50	22.50
Nominal		30.0	30.0	28.50	26.0	24.0	26.50	24.50	23.50	21.50
GSM 1900	512	30.92	30.93	27.86	26.56	24.31	26.81	24.87	23.47	22.40
	661	30.80	30.84	27.81	26.50	24.27	26.80	24.86	23.45	22.33
	810	30.50	30.47	27.51	26.06	23.93	26.67	24.63	23.41	22.19

GSM Conducted output powers (Burst-Average)

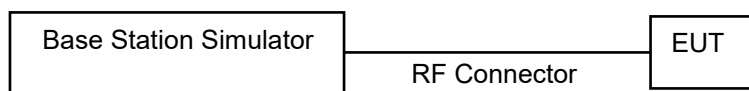
Mode / Band		Voice	GPRS(GMSK) Data – CS1(dBm)				EDGE Data (dBm)			
		GSM	GPRS 1 TX Slot	GPRS 2 TX Slot	GPRS 3 TX Slot	GPRS 4 TX Slot	EDGE 1 TX Slot	EDGE 2 TX Slot	EDGE 3 TX Slot	EDGE 4 TX Slot
Maximum		24.47	24.47	26.48	26.24	25.49	18.97	19.98	20.24	20.49
Nominal		23.47	23.47	25.48	25.24	24.49	17.97	18.98	19.24	19.49
GSM 850	128	24.17	24.20	25.32	25.59	25.36	18.45	19.87	20.08	19.90
	190	24.16	24.18	25.24	25.50	25.21	18.43	19.72	20.11	19.68
	251	24.13	24.12	25.15	25.42	25.22	18.46	19.80	20.12	19.78
Maximum		21.97	21.97	23.48	22.74	21.99	18.47	19.48	20.24	19.49
Nominal		20.97	20.97	22.48	21.74	20.99	17.47	18.48	19.24	18.49
GSM 1900	512	21.89	21.90	21.84	22.30	21.30	17.78	18.85	19.21	19.39
	661	21.77	21.81	21.79	22.24	21.26	17.77	18.84	19.19	19.32
	810	21.47	21.44	21.49	21.80	20.92	17.64	18.61	19.15	19.18

GSM Conducted output powers (Frame-Average)

Note:

Time slot average factor is as follows:

- 1 Tx slot = 9.03 dB, Frame-Average output power = Burst-Average output power – 9.03 dB
- 2 Tx slot = 6.02 dB, Frame-Average output power = Burst-Average output power – 6.02 dB
- 3 Tx slot = 4.26 dB, Frame-Average output power = Burst-Average output power – 4.26 dB
- 4 Tx slot = 3.01 dB, Frame-Average output power = Burst-Average output power – 3.01 dB



11.1.2 GSM Reduced Conducted Output Power (Hotspot, Earjack Insert, Grip Sensor mode activated)

Mode / Band	Voice GSM	GPRS(GMSK) Data – CS1(dBm)				EDGE Data (dBm)				
		GPRS 1 TX Slot	GPRS 2 TX Slot	GPRS 3 TX Slot	GPRS 4 TX Slot	EDGE 1 TX Slot	EDGE 2 TX Slot	EDGE 3 TX Slot	EDGE 4 TX Slot	
Maximum	30.50	30.50	29.50	27.50	25.50	25.0	23.0	21.50	20.50	
Nominal	29.50	29.50	28.50	26.50	24.50	24.0	22.0	20.50	19.50	
GSM 850	128	30.42	30.41	28.25	26.88	25.40	24.70	22.60	21.33	19.91
	190	30.47	30.46	28.29	26.97	25.30	24.89	22.61	21.33	19.76
	251	30.38	30.36	28.16	26.85	25.18	24.82	22.58	21.31	19.84
Maximum	28.0	28.0	26.50	24.0	22.0	24.50	22.50	21.50	19.50	
Nominal	27.0	27.0	25.50	23.0	21.0	23.50	21.50	20.50	18.50	
GSM 1900	512	27.62	27.61	24.84	22.97	21.53	24.01	22.02	20.72	19.13
	661	27.56	27.42	24.94	23.12	21.64	24.06	22.49	20.97	19.44
	810	27.31	27.34	24.83	23.01	21.58	23.88	22.40	21.07	19.48

GSM Conducted output powers (Burst-Average)

Mode / Band	Voice GSM	GPRS(GMSK) Data – CS1(dBm)				EDGE Data (dBm)				
		GPRS 1 TX Slot	GPRS 2 TX Slot	GPRS 3 TX Slot	GPRS 4 TX Slot	EDGE 1 TX Slot	EDGE 2 TX Slot	EDGE 3 TX Slot	EDGE 4 TX Slot	
Maximum	21.47	21.47	23.48	23.24	22.49	15.97	16.98	17.24	17.49	
Nominal	20.47	20.47	22.48	22.24	21.49	14.97	15.98	16.24	16.49	
GSM 850	128	21.39	21.38	22.23	22.62	22.39	15.67	16.58	17.07	16.90
	190	21.44	21.43	22.27	22.71	22.29	15.86	16.59	17.07	16.75
	251	21.35	21.33	22.14	22.59	22.17	15.79	16.56	17.05	16.83
Maximum	18.97	18.97	20.48	19.74	18.99	15.47	16.48	17.24	16.49	
Nominal	17.97	17.97	19.48	18.74	17.99	14.47	15.48	16.24	15.49	
GSM 1900	512	18.59	18.58	18.82	18.71	18.52	14.98	16.00	16.46	16.12
	661	18.53	18.39	18.92	18.86	18.63	15.03	16.47	16.71	16.43
	810	18.28	18.31	18.81	18.75	18.57	14.85	16.38	16.81	16.47

GSM Conducted output powers (Frame-Average)

Note:

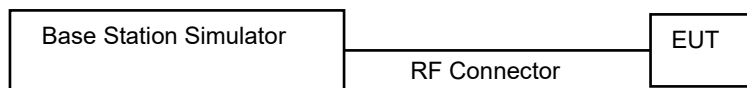
Time slot average factor is as follows:

1 Tx slot = 9.03 dB, Frame-Average output power = Burst-Average output power – 9.03 dB

2 Tx slot = 6.02 dB, Frame-Average output power = Burst-Average output power – 6.02 dB

3 Tx slot = 4.26 dB, Frame-Average output power = Burst-Average output power – 4.26 dB

4 Tx slot = 3.01 dB, Frame-Average output power = Burst-Average output power – 3.01 dB



11.2 UMTS

HSPA+

This DUT is capable of HSPA+ in downlink. Therefore, the RF conducted power is not measured according to 941225 D01v03r01 3G SAR.

11.2.1 UMTS Maximum Conducted Output Power

UMTS Band 5 Maximum Conducted Output Power

3GPP Release Version	Mode	3GPP 34.121	UMTS Band 5 [dBm]			3GPP MPR
		Subtest	UL4132 DL4357	UL4183 DL4408	UL4233 DL4458	
99	UMTS	12.2 kbps RMC	24.51	24.20	24.12	-
99		12.2 kbps AMR	24.49	24.19	24.10	-
5	HSDPA	Subtest 1	23.53	23.24	23.04	0
5		Subtest 2	23.02	22.77	22.60	0
5		Subtest 3	22.60	22.31	22.12	0.5
5		Subtest 4	22.10	21.79	21.62	0.5
6	HSUPA	Subtest 1	22.57	22.27	22.09	0
6		Subtest 2	20.54	20.22	20.01	2
6		Subtest 3	21.50	21.18	21.01	1
6		Subtest 4	20.52	20.21	20.03	2
6		Subtest 5	23.53	23.23	23.03	0
8	DC-HSDPA	Subtest 1	23.27	22.86	22.81	0
8		Subtest 2	22.82	22.43	22.29	0
8		Subtest 3	22.30	21.86	21.73	0.5
8		Subtest 4	22.01	21.68	21.51	0.5

UMTS Average Conducted output powers

UMTS Band 4 Maximum Conducted Output Power

3GPP Release Version	Mode	3GPP 34.121	UMTS Band 4 [dBm]			3GPP MPR
		Subtest	UL 1312 DL 1537	UL 1412 DL 1637	UL 1513 DL 1738	
99	UMTS	12.2 kbps RMC	23.56	23.62	23.57	-
99		12.2 kbps AMR	23.55	23.64	23.58	-
5	HSDPA	Subtest 1	23.55	23.58	23.54	0
5		Subtest 2	23.09	23.15	23.09	0
5		Subtest 3	22.56	22.57	22.52	0.5
5		Subtest 4	22.56	22.57	22.55	0.5
6	HSUPA	Subtest 1	22.49	22.54	22.06	0
6		Subtest 2	20.05	20.06	20.04	2
6		Subtest 3	22.43	22.41	22.39	1
6		Subtest 4	20.33	20.34	20.01	2
6		Subtest 5	23.44	23.42	23.41	0
8	DC-HSDPA	Subtest 1	23.51	23.44	23.52	0
8		Subtest 2	23.22	23.25	23.35	0
8		Subtest 3	22.56	22.64	22.70	0.5
8		Subtest 4	22.53	22.59	22.69	0.5

UMTS Average Conducted output powers

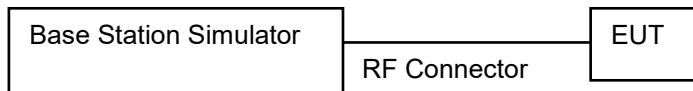
UMTS Band 2 Maximum Conducted Output Power

3GPP Release Version	Mode	3GPP 34.121	UMTS Band 2 [dBm]			3GPP MPR
		Subtest	UL9262 DL9662	UL9400 DL9800	UL9538 DL9938	
99	UMTS	12.2 kbps RMC	23.99	23.95	24.30	-
99		12.2 kbps AMR	24.01	23.97	24.30	-
5	HSDPA	Subtest 1	23.97	23.93	24.29	0
5		Subtest 2	23.69	23.78	24.03	0
5		Subtest 3	23.16	23.22	23.53	0.5
5		Subtest 4	22.68	22.72	22.96	0.5
6	HSUPA	Subtest 1	22.92	22.89	23.24	0
6		Subtest 2	20.65	20.73	20.97	2
6		Subtest 3	22.92	22.88	23.23	1
6		Subtest 4	21.15	21.23	21.43	2
6		Subtest 5	23.99	23.95	24.30	0
8	DC-HSDPA	Subtest 1	24.13	23.91	24.25	0
8		Subtest 2	23.97	23.81	24.05	0
8		Subtest 3	23.38	23.23	23.51	0.5
8		Subtest 4	23.04	22.89	23.09	0.5

UMTS Average Conducted output powers

DC-HSDPA Configurations

- ◆ 3GPP specification TS 34.121-1 Release 8. was used for used for DC-HSDPA guidance.
- ◆ H-set 12(QPSK)was conformed to be used during DC-HSDPA measurements.



11.2.2 UMTS Reduced Conducted Output Power (Hotspot, Earjack Insert, Grip Sensor mode activated)

UMTS Band 4

3GPP Release Version	Mode	3GPP 34.121	UMTS Band 4 [dBm]			3GPP MPR
		Subtest	UL 1312 DL 1537	UL 1412 DL 1637	UL 1513 DL 1738	
99	UMTS	12.2 kbps RMC	20.55	20.61	20.56	-
99		12.2 kbps AMR	20.53	20.62	20.56	-
5	HSDPA	Subtest 1	20.55	20.57	20.50	0
5		Subtest 2	20.55	20.56	20.54	0
5		Subtest 3	20.57	20.59	20.53	0
5		Subtest 4	20.55	20.56	20.53	0
6	HSUPA	Subtest 1	19.52	19.55	19.51	0
6		Subtest 2	19.53	19.56	19.52	0
6		Subtest 3	19.52	19.53	19.52	0
6		Subtest 4	19.52	19.56	19.50	0
6		Subtest 5	20.56	20.56	20.54	0
8	DC-HSDPA	Subtest 1	20.42	20.47	20.62	0
8		Subtest 2	20.52	20.58	20.65	0
8		Subtest 3	20.63	20.54	20.68	0
8		Subtest 4	20.71	20.72	20.78	0

UMTS Average Conducted output powers

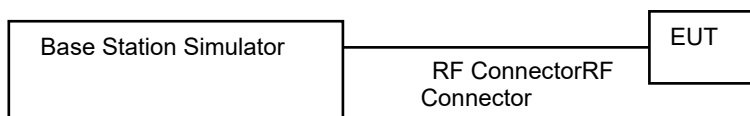
UMTS Band 2

3GPP Release Version	Mode	3GPP 34.121	UMTS Band 2 [dBm]			3GPP MPR
		Subtest	UL9262 DL9662	UL9400 DL9800	UL9538 DL9938	
99	UMTS	12.2 kbps RMC	20.97	20.95	21.28	-
99		12.2 kbps AMR	21.01	20.96	21.27	-
5	HSDPA	Subtest 1	20.96	20.96	21.30	0
5		Subtest 2	21.01	20.97	21.30	0
5		Subtest 3	20.99	20.95	21.32	0
5		Subtest 4	21.00	20.98	21.30	0
6	HSUPA	Subtest 1	19.96	19.91	20.24	0
6		Subtest 2	19.93	19.89	20.22	0
6		Subtest 3	19.95	19.88	20.24	0
6		Subtest 4	19.94	19.88	20.22	0
6		Subtest 5	21.02	20.95	21.28	0
8	DC-HSDPA	Subtest 1	21.11	20.88	21.29	0
8		Subtest2	21.22	20.98	21.27	0
8		Subtest3	21.21	20.94	21.31	0
8		Subtest4	21.19	20.94	21.25	0

UMTS Average Conducted output powers

DC-HSDPA Configurations

- ◆ 3GPP specification TS 34.121-1 Release 8. was used for used for DC-HSDPA guidance.
- ◆ H-set 12(QPSK) was conformed to be used during DC-HSDPA measurements.



11.2.3 UMTS Reduced Conducted Output Power (RCV on)

UMTS Band 5 Maximum Conducted Output Power

3GPP Release Version	Mode	3GPP 34.121	UMTS Band 5 [dBm]			3GPP MPR
		Subtest	UL4132 DL4357	UL4183 DL4408	UL4233 DL4458	
99	UMTS	12.2 kbps RMC	20.65	20.38	20.17	-
99		12.2 kbps AMR	20.63	20.37	20.16	-
5	HSDPA	Subtest 1	20.57	20.24	20.06	0
5		Subtest 2	20.57	20.21	20.05	0
5		Subtest 3	20.57	20.24	20.05	0
5		Subtest 4	20.58	20.25	20.04	0
6	HSUPA	Subtest 1	19.65	19.35	19.17	0
6		Subtest 2	19.62	19.33	19.13	0
6		Subtest 3	19.62	19.33	19.13	0
6		Subtest 4	19.60	19.32	19.14	0
6		Subtest 5	20.56	20.27	20.03	0
8	DC-HSDPA	Subtest1	20.63	20.22	19.95	0
8		Subtest2	20.67	20.28	20.15	0
8		Subtest3	20.62	20.27	20.11	0
8		Subtest4	20.61	20.30	20.12	0

UMTS Average Conducted output powers

UMTS Band 4 Maximum Conducted Output Power

3GPP Release Version	Mode	3GPP 34.121	UMTS Band 4 [dBm]			3GPP MPR
		Subtest	UL 1312 DL 1537	UL 1412 DL 1637	UL 1513 DL 1738	
99	UMTS	12.2 kbps RMC	19.57	19.67	19.63	-
99		12.2 kbps AMR	19.58	19.68	19.65	-
5	HSDPA	Subtest 1	19.50	19.55	19.49	0
5		Subtest 2	19.54	19.55	19.53	0
5		Subtest 3	19.52	19.54	19.49	0
5		Subtest 4	19.53	19.56	19.52	0
6	HSUPA	Subtest 1	18.59	18.64	18.61	0
6		Subtest 2	18.59	18.62	18.58	0
6		Subtest 3	18.58	18.63	18.56	0
6		Subtest 4	18.60	18.59	18.57	0
6		Subtest 5	19.51	19.56	19.52	0
8	DC-HSDPA	Subtest1	19.42	19.50	19.61	0
8		Subtest2	19.50	19.59	19.64	0
8		Subtest3	19.64	19.60	19.66	0
8		Subtest4	19.70	19.72	19.73	0

UMTS Average Conducted output powers

UMTS Band 2 Maximum Conducted Output Power

3GPP Release Version	Mode	3GPP 34.121	UMTS Band 2 [dBm]			3GPP MPR
		Subtest	UL9262 DL9662	UL9400 DL9800	UL9538 DL9938	
99	UMTS	12.2 kbps RMC	20.02	19.97	20.30	-
99		12.2 kbps AMR	20.03	19.99	20.31	-
5	HSDPA	Subtest 1	19.90	19.87	20.24	0
5		Subtest 2	19.92	19.87	20.23	0
5		Subtest 3	19.94	19.91	20.26	0
5		Subtest 4	19.92	19.88	20.23	0
6	HSUPA	Subtest 1	18.97	18.91	19.25	0
6		Subtest 2	18.94	18.87	19.24	0
6		Subtest 3	18.93	18.85	19.22	0
6		Subtest 4	18.90	18.83	19.22	0
6		Subtest 5	19.95	19.89	20.24	0
8	DC-HSDPA	Subtest 1	20.06	19.87	20.20	0
8		Subtest2	20.17	19.92	20.27	0
8		Subtest3	20.18	19.91	20.30	0
8		Subtest4	20.18	19.92	20.22	0

UMTS Average Conducted output powers

DC-HSDPA Configurations

- ◆ 3GPP specification TS 34.121-1 Release 8. was used for used for DC-HSDPA guidance.
- ◆ H-set 12(QPSK)was conformed to be used during DC-HSDPA measurements.



11.3 LTE Maximum Output Power

LTE B5/B17/B26 does not support three non-overlapping channels at each supported max bandwidth. Per KDB 941225 D05v02r05, when a device supports overlapping channel assignment in a channel bandwidth configuration, the mid channel of the group of overlapping channels should be selected for testing.

11.3.1 LTE Maximum Conducted Power

[LTE Band 2 Conducted Power]

LTE Band 2 _ 1.4 MHz Bandwidth

Bandwidth	Modulation	RB Size	RB Offset	Max. Average Power [dBm]			MPR Allowed Per 3GPP [dB]	MPR [dB]
				18607 Ch. 1850.7 MHz	18900 Ch. 1880 MHz	19193 Ch. 1909.3 MHz		
1.4 MHz	QPSK	1	0	24.05	23.70	23.47	0	0
		1	3	24.06	23.62	23.39	0	0
		1	5	24.07	23.72	23.50	0	0
		3	0	24.08	23.77	23.51	0	0
		3	1	24.17	23.84	23.51	0	0
		3	3	24.10	23.75	23.55	0	0
		6	0	23.17	22.79	22.60	0-1	1
	16QAM	1	0	23.28	23.03	22.78	0-1	1
		1	3	23.16	22.79	22.50	0-1	1
		1	5	23.19	22.92	22.70	0-1	1
		3	0	23.18	22.77	22.60	0-1	1
		3	1	23.25	22.74	22.61	0-1	1
		3	3	23.14	22.77	22.54	0-1	1
	64QAM	6	0	22.12	21.80	21.64	0-2	2
		1	0	22.33	21.79	21.75	0-2	2
		1	3	22.23	21.80	21.55	0-2	2
		1	5	22.31	21.94	21.68	0-2	2
		3	0	22.14	21.80	21.70	0-2	2
		3	1	22.17	21.79	21.71	0-2	2
		3	3	22.08	21.77	21.61	0-2	2
	256QAM	6	0	21.16	20.71	20.60	0-3	3
		1	0	19.34	18.94	18.76	0-5	5
		1	3	19.23	18.87	18.62	0-5	5
		1	5	19.26	18.90	18.72	0-5	5
		3	0	19.35	18.82	18.70	0-5	5
		3	1	19.28	18.83	18.68	0-5	5
		3	3	19.20	18.74	18.61	0-5	5
	6	0	19.17	18.74	18.59	0-5	5	

LTE Band 2_ 3 MHz Bandwidth

Bandwidth	Modulation	RB Size	RB Offset	Max. Average Power [dBm]			MPR Allowed Per 3GPP [dB]	MPR [dB]
				18615 Ch. 1851.5 MHz	18900 Ch. 1880 MHz	19185 Ch. 1908.5 MHz		
3 MHz	QPSK	1	0	24.11	23.80	23.54	0	0
		1	7	24.12	23.88	23.65	0	0
		1	14	24.09	23.74	23.53	0	0
		8	0	23.23	22.83	22.62	0-1	1
		8	3	23.22	22.83	22.66	0-1	1
		8	7	23.24	22.84	22.67	0-1	1
	16QAM	15	0	23.25	22.84	22.67	0-1	1
		1	0	23.30	22.91	22.80	0-1	1
		1	7	23.29	22.73	22.49	0-1	1
		1	14	23.32	23.00	22.76	0-1	1
		8	0	22.29	21.89	21.68	0-2	2
		8	3	22.22	21.81	21.67	0-2	2
	64QAM	8	7	22.20	21.82	21.68	0-2	2
		15	0	22.16	21.81	21.63	0-2	2
		1	0	22.38	21.96	21.75	0-2	2
		1	7	22.48	22.12	21.90	0-2	2
		1	14	22.33	21.99	21.72	0-2	2
		8	0	21.26	20.84	20.65	0-3	3
	256QAM	8	3	21.31	20.88	20.72	0-3	3
		8	7	21.25	20.86	20.70	0-3	3
		15	0	21.25	20.80	20.63	0-3	3
		1	0	19.33	19.07	18.81	0-5	5
		1	7	19.42	19.05	18.99	0-5	5
		1	14	19.39	18.96	18.80	0-5	5
		8	0	19.30	18.80	18.67	0-5	5
		8	3	19.28	18.84	18.68	0-5	5
		8	7	19.30	18.85	18.72	0-5	5
15		0	19.30	18.87	18.69	0-5	5	

LTE Band 2_ 5 MHz Bandwidth

Bandwidth	Modulation	RB Size	RB Offset	Max. Average Power [dBm]			MPR Allowed Per 3GPP [dB]	MPR [dB]
				18625 Ch. 1852.5 MHz	18900 Ch. 1880 MHz	19175 Ch. 1907.5 MHz		
5 MHz	QPSK	1	0	24.25	23.80	23.60	0	0
		1	12	24.24	23.90	23.71	0	0
		1	24	24.26	23.81	23.62	0	0
		12	0	23.27	22.86	22.70	0-1	1
		12	6	23.24	22.88	22.72	0-1	1
		12	11	23.25	22.83	22.71	0-1	1
		25	0	23.36	22.95	22.81	0-1	1
	16QAM	1	0	23.41	22.97	22.79	0-1	1
		1	12	23.27	22.68	22.58	0-1	1
		1	24	23.27	22.98	22.77	0-1	1
		12	0	22.27	21.88	21.71	0-2	2
		12	6	22.25	21.89	21.73	0-2	2
		12	11	22.23	21.87	21.70	0-2	2
		25	0	22.26	21.90	21.76	0-2	2
	64QAM	1	0	22.45	22.09	21.77	0-2	2
		1	12	22.43	22.16	21.92	0-2	2
		1	24	22.26	22.02	21.78	0-2	2
		12	0	21.31	20.93	20.71	0-3	3
		12	6	21.25	20.88	20.70	0-3	3
		12	11	21.22	20.86	20.70	0-3	3
		25	0	21.29	20.91	20.73	0-3	3
	256QAM	1	0	19.36	19.07	18.87	0-5	5
		1	12	19.49	19.20	18.92	0-5	5
		1	24	19.32	18.87	18.88	0-5	5
		12	0	19.31	18.86	18.70	0-5	5
		12	6	19.33	18.85	18.69	0-5	5
		12	11	19.25	18.87	18.64	0-5	5
		25	0	19.27	18.88	18.71	0-5	5

LTE Band 2 _ 10 MHz Bandwidth

Bandwidth	Modulation	RB Size	RB Offset	Max. Average Power [dBm]			MPR Allowed Per 3GPP [dB]	MPR [dB]
				18650 Ch. 1855 MHz	18900 Ch. 1880 MHz	19150 Ch. 1905 MHz		
10 MHz	QPSK	1	0	24.15	23.94	23.66	0	0
		1	24	24.12	24.00	23.81	0	0
		1	49	24.10	23.76	23.63	0	0
		25	0	23.38	23.01	22.81	0-1	1
		25	12	23.36	22.99	22.79	0-1	1
		25	24	23.30	22.95	22.81	0-1	1
	16QAM	50	0	23.43	23.04	22.92	0-1	1
		1	0	23.39	23.13	22.86	0-1	1
		1	24	23.40	23.04	22.77	0-1	1
		1	49	23.18	23.00	22.75	0-1	1
		25	0	22.34	21.87	21.81	0-2	2
		25	12	22.32	21.94	21.81	0-2	2
	64QAM	25	24	22.25	21.91	21.80	0-2	2
		50	0	22.35	21.95	21.87	0-2	2
		1	0	22.43	22.07	21.89	0-2	2
		1	24	22.37	22.08	22.03	0-2	2
		1	49	22.27	21.99	21.92	0-2	2
		25	0	21.31	20.95	20.79	0-3	3
	256QAM	25	12	21.28	20.93	20.73	0-3	3
		25	24	21.25	20.84	20.73	0-3	3
		50	0	21.32	20.95	20.80	0-3	3
		1	0	19.49	19.10	18.90	0-5	5
		1	24	19.46	18.94	18.91	0-5	5
		1	49	19.34	18.95	18.82	0-5	5
	25	0	19.34	18.97	18.77	0-5	5	
	25	12	19.33	18.89	18.76	0-5	5	
	25	24	19.21	18.85	18.77	0-5	5	
	50	0	19.31	18.90	18.75	0-5	5	

LTE Band 2 _ 15 MHz Bandwidth

Bandwidth	Modulation	RB Size	RB Offset	Max. Average Power [dBm]			MPR Allowed Per 3GPP [dB]	MPR [dB]
				18675 Ch. 1857.5 MHz	18900 Ch. 1880 MHz	19125 Ch. 1902.5 MHz		
15 MHz	QPSK	1	0	24.15	23.95	23.68	0	0
		1	36	24.13	23.93	23.75	0	0
		1	74	24.07	23.86	23.69	0	0
		36	0	23.35	23.01	22.83	0-1	1
		36	18	23.26	22.99	22.82	0-1	1
		36	39	23.20	22.95	22.87	0-1	1
		75	0	23.32	23.05	22.89	0-1	1
	16QAM	1	0	23.41	23.19	22.91	0-1	1
		1	36	23.22	22.99	22.67	0-1	1
		1	74	23.17	23.01	22.85	0-1	1
		36	0	22.31	22.03	21.83	0-2	2
		36	18	22.22	21.95	21.81	0-2	2
		36	39	22.18	21.92	21.84	0-2	2
		75	0	22.26	21.98	21.80	0-2	2
	64QAM	1	0	22.42	22.15	21.97	0-2	2
		1	36	22.45	22.29	22.02	0-2	2
		1	74	22.31	22.02	21.86	0-2	2
		36	0	21.36	20.99	20.85	0-3	3
		36	18	21.28	20.97	20.83	0-3	3
		36	39	21.26	20.93	20.83	0-3	3
		75	0	21.25	20.96	20.84	0-3	3
	256QAM	1	0	19.49	19.19	19.04	0-5	5
		1	36	19.49	19.03	18.93	0-5	5
		1	74	19.27	19.03	18.97	0-5	5
		36	0	19.39	18.99	18.84	0-5	5
		36	18	19.27	18.98	18.82	0-5	5
		36	39	19.23	18.94	18.82	0-5	5
75		0	19.27	18.94	18.81	0-5	5	

LTE Band 2 _ 20 MHz Bandwidth

Bandwidth	Modulation	RB Size	RB Offset	Max. Average Power [dBm]			MPR Allowed Per 3GPP [dB]	MPR [dB]
				18700 Ch. 1860 MHz	18900 Ch. 1880 MHz	19100 Ch. 1900 MHz		
20 MHz	QPSK	1	0	24.05	24.06	23.80	0	0
		1	49	24.09	24.07	23.88	0	0
		1	99	24.01	23.82	23.69	0	0
		50	0	23.46	23.17	22.99	0-1	1
		50	25	23.39	23.10	22.97	0-1	1
		50	49	23.30	23.07	23.02	0-1	1
	16QAM	100	0	23.36	23.08	22.94	0-1	1
		1	0	23.40	23.19	23.00	0-1	1
		1	49	23.31	23.08	22.91	0-1	1
		1	99	23.23	23.12	22.89	0-1	1
		50	0	22.41	22.11	21.94	0-2	2
		50	25	22.30	22.05	21.92	0-2	2
	64QAM	50	49	22.25	22.01	21.92	0-2	2
		100	0	22.32	22.05	21.90	0-2	2
		1	0	22.49	22.29	22.09	0-2	2
		1	49	22.35	22.20	22.02	0-2	2
		1	99	22.17	22.06	21.92	0-2	2
		50	0	21.41	21.14	20.94	0-3	3
	256QAM	50	25	21.32	21.02	20.92	0-3	3
		50	49	21.29	21.02	20.94	0-3	3
		100	0	21.30	20.99	20.87	0-3	3
		1	0	19.49	19.15	18.99	0-5	5
		1	49	19.33	19.03	18.79	0-5	5
		1	99	19.29	19.09	19.00	0-5	5
		50	0	19.38	19.09	18.90	0-5	5
		50	25	19.30	19.01	18.85	0-5	5
		50	49	19.21	18.96	18.83	0-5	5
		100	0	19.29	19.00	18.84	0-5	5

[LTE Band 2 Conducted Power] - Upper

LTE Band 2 _ 1.4 MHz Bandwidth

Bandwidth	Modulation	RB Size	RB Offset	Max. Average Power [dBm]			MPR Allowed Per 3GPP [dB]	MPR [dB]
				18607 Ch. 1850.7 MHz	18900 Ch. 1880 MHz	19193 Ch. 1909.3 MHz		
1.4 MHz	QPSK	1	0	25.03	24.93	25.10	0	0
		1	3	25.07	24.96	25.09	0	0
		1	5	25.04	25.00	25.05	0	0
		3	0	25.14	24.94	25.09	0	1
		3	1	25.11	25.00	25.10	0	1
		3	3	25.12	24.98	25.08	0	1
	16QAM	6	0	24.15	24.14	24.11	0-1	1
		1	0	24.21	23.96	24.07	0-1	1
		1	3	24.22	23.97	24.07	0-1	1
		1	5	24.19	23.94	24.13	0-1	1
		3	0	24.10	24.02	24.09	0-1	2
		3	1	24.10	24.03	24.13	0-1	2
	64QAM	3	3	24.09	24.01	24.11	0-1	2
		6	0	23.16	23.08	23.07	0-2	2
		1	0	23.19	23.08	23.14	0-2	2
		1	3	23.14	23.03	23.17	0-2	2
		1	5	23.19	23.05	23.15	0-2	2
		3	0	23.17	23.08	23.20	0-2	3
	256QAM	3	1	23.18	23.11	23.14	0-2	3
		3	3	23.22	23.08	23.14	0-2	3
		6	0	22.20	22.03	22.09	0-3	3
		1	0	20.20	19.97	20.18	0-5	5
		1	3	20.20	20.01	20.16	0-5	5
		1	5	20.25	20.02	20.20	0-5	5
	3	0	20.25	20.07	20.11	0-5	5	
	3	1	20.30	20.06	20.10	0-5	5	
	3	3	20.23	20.07	20.11	0-5	5	
	6	0	20.22	19.98	20.02	0-5	5	

LTE Band 2_ 3 MHz Bandwidth

Bandwidth	Modulation	RB Size	RB Offset	Max. Average Power [dBm]			MPR Allowed Per 3GPP [dB]	MPR [dB]
				18615 Ch. 1851.5 MHz	18900 Ch. 1880 MHz	19185 Ch. 1908.5 MHz		
3 MHz	QPSK	1	0	24.72	24.97	25.05	0	0
		1	7	24.72	24.95	25.03	0	0
		1	14	24.68	25.03	25.08	0	0
		8	0	23.86	24.11	24.12	0-1	1
		8	3	23.83	24.16	24.09	0-1	1
		8	7	23.84	24.15	24.10	0-1	1
	16QAM	15	0	23.98	24.17	24.19	0-1	1
		1	0	23.88	23.97	24.13	0-1	1
		1	7	23.82	24.03	24.13	0-1	1
		1	14	23.82	23.98	24.11	0-1	1
		8	0	22.73	22.97	22.96	0-2	2
		8	3	22.78	23.00	22.94	0-2	2
	64QAM	8	7	22.78	22.97	22.97	0-2	2
		15	0	22.85	23.07	23.22	0-2	2
		1	0	22.75	23.03	23.09	0-2	2
		1	7	22.80	22.98	23.09	0-2	2
		1	14	22.75	22.99	23.11	0-2	2
		8	0	21.86	22.05	22.12	0-3	3
	256QAM	8	3	21.86	22.11	22.12	0-3	3
		8	7	21.79	22.05	22.11	0-3	3
		15	0	21.85	22.09	22.25	0-3	3
		1	0	19.96	20.10	20.11	0-5	5
		1	7	19.99	20.11	20.15	0-5	5
		1	14	19.92	20.11	20.15	0-5	5
	256QAM	8	0	19.84	20.14	20.13	0-5	5
		8	3	19.77	20.06	20.17	0-5	5
		8	7	19.78	20.09	20.14	0-5	5
15		0	19.95	20.09	20.15	0-5	5	

LTE Band 2 _ 5 MHz Bandwidth

Bandwidth	Modulation	RB Size	RB Offset	Max. Average Power [dBm]			MPR Allowed Per 3GPP [dB]	MPR [dB]
				18625 Ch. 1852.5 MHz	18900 Ch. 1880 MHz	19175 Ch. 1907.5 MHz		
5 MHz	QPSK	1	0	25.12	25.02	25.05	0	0
		1	12	25.10	24.96	25.04	0	0
		1	24	25.05	24.92	25.01	0	0
		12	0	24.24	24.05	24.04	0-1	1
		12	6	24.18	23.98	24.03	0-1	1
		12	11	24.18	23.95	24.00	0-1	1
	16QAM	25	0	24.31	24.11	24.20	0-1	1
		1	0	24.27	24.11	23.98	0-1	1
		1	12	24.21	24.08	23.94	0-1	1
		1	24	24.17	24.02	23.92	0-1	1
		12	0	23.17	23.02	23.06	0-2	2
		12	6	23.15	23.00	22.99	0-2	2
	64QAM	12	11	23.09	22.95	23.01	0-2	2
		25	0	23.24	23.16	23.04	0-2	2
		1	0	23.14	23.22	23.14	0-2	2
		1	12	23.13	22.98	22.97	0-2	2
		1	24	23.13	22.93	22.91	0-2	2
		12	0	22.17	22.07	22.09	0-3	3
	256QAM	12	6	22.11	22.04	22.05	0-3	3
		12	11	22.12	22.04	22.07	0-3	3
		25	0	22.20	22.05	22.03	0-3	3
		1	0	20.35	20.02	20.14	0-5	5
		1	12	20.31	19.98	20.13	0-5	5
		1	24	20.29	19.95	20.10	0-5	5
	256QAM	12	0	20.20	20.09	20.14	0-5	5
		12	6	20.16	20.07	20.09	0-5	5
		12	11	20.20	20.04	20.09	0-5	5
25		0	20.26	20.12	20.05	0-5	5	

LTE Band 2 _ 10 MHz Bandwidth

Bandwidth	Modulation	RB Size	RB Offset	Max. Average Power [dBm]			MPR Allowed Per 3GPP [dB]	MPR [dB]	
				18650 Ch. 1855 MHz	18900 Ch. 1880 MHz	19150 Ch. 1905 MHz			
10 MHz	QPSK	1	0	24.81	25.15	25.16	0	0	
		1	24	24.75	25.13	25.16	0	0	
		1	49	24.78	25.09	25.11	0	0	
		25	0	23.93	24.20	24.27	0-1	1	
		25	12	23.95	24.19	24.28	0-1	1	
		25	24	24.00	24.22	24.31	0-1	1	
	16QAM	50	0	23.94	24.27	24.32	0-1	1	
		1	0	23.86	24.18	24.18	0-1	1	
		1	24	23.81	24.19	24.23	0-1	1	
		1	49	23.86	24.19	24.22	0-1	1	
		25	0	22.82	23.15	23.19	0-2	2	
		25	12	22.81	23.14	23.24	0-2	2	
	64QAM	25	24	22.84	23.15	23.20	0-2	2	
		50	0	22.90	23.11	23.25	0-2	2	
		1	0	23.05	23.20	23.29	0-2	2	
		1	24	23.03	23.21	23.28	0-2	2	
		1	49	23.02	23.16	23.29	0-2	2	
		25	0	21.88	22.14	22.20	0-3	3	
	256QAM	25	12	21.83	22.12	22.16	0-3	3	
		25	24	21.87	22.12	22.23	0-3	3	
		50	0	21.89	22.12	22.26	0-3	3	
		1	0	20.04	20.25	20.30	0-5	5	
		1	24	20.02	20.20	20.32	0-5	5	
		1	49	20.01	20.19	20.35	0-5	5	
		256QAM	25	0	19.92	20.21	20.24	0-5	5
			25	12	19.90	20.19	20.27	0-5	5
			25	24	19.92	20.16	20.24	0-5	5
			50	0	19.96	20.11	20.31	0-5	5

LTE Band 2 _ 15 MHz Bandwidth

Bandwidth	Modulation	RB Size	RB Offset	Max. Average Power [dBm]			MPR Allowed Per 3GPP [dB]	MPR [dB]
				18675 Ch. 1857.5 MHz	18900 Ch. 1880 MHz	19125 Ch. 1902.5 MHz		
15 MHz	QPSK	1	0	25.17	25.00	25.22	0	0
		1	36	25.13	25.00	25.19	0	0
		1	74	25.14	25.02	25.18	0	0
		36	0	24.28	24.10	24.18	0-1	1
		36	18	24.23	24.14	24.19	0-1	1
		36	39	24.23	24.10	24.17	0-1	1
		75	0	24.24	24.11	24.20	0-1	1
	16QAM	1	0	24.12	24.16	24.19	0-1	1
		1	36	24.18	24.10	24.23	0-1	1
		1	74	24.16	24.17	24.25	0-1	1
		36	0	23.20	23.12	23.21	0-2	2
		36	18	23.19	23.15	23.19	0-2	2
		36	39	23.18	23.11	23.20	0-2	2
		75	0	23.19	22.97	23.04	0-2	2
	64QAM	1	0	23.38	23.15	23.31	0-2	2
		1	36	23.32	23.12	23.27	0-2	2
		1	74	23.38	23.16	23.26	0-2	2
		36	0	22.25	22.06	22.08	0-3	3
		36	18	22.26	22.06	22.05	0-3	3
		36	39	22.26	22.08	22.11	0-3	3
		75	0	22.21	22.07	22.11	0-3	3
	256QAM	1	0	20.32	20.18	20.35	0-5	5
		1	36	20.31	20.18	20.40	0-5	5
		1	74	20.30	20.20	20.35	0-5	5
		36	0	20.31	20.13	20.24	0-5	5
		36	18	20.32	20.18	20.25	0-5	5
		36	39	20.27	20.13	20.30	0-5	5
		75	0	20.26	20.03	20.11	0-5	5

LTE Band 2 _ 20 MHz Bandwidth

Bandwidth	Modulation	RB Size	RB Offset	Max. Average Power [dBm]			MPR Allowed Per 3GPP [dB]	MPR [dB]
				18700 Ch. 1860 MHz	18900 Ch. 1880 MHz	19100 Ch. 1900 MHz		
20 MHz	QPSK	1	0	25.37	25.05	25.07	0	0
		1	49	25.43	25.07	25.10	0	0
		1	99	25.36	25.03	25.06	0	0
		50	0	24.49	24.17	24.33	0-1	1
		50	25	24.48	24.20	24.34	0-1	1
		50	49	24.48	24.18	24.31	0-1	1
	16QAM	100	0	24.46	24.13	24.21	0-1	1
		1	0	24.33	24.20	24.30	0-1	1
		1	49	24.30	24.22	24.30	0-1	1
		1	99	24.34	24.23	24.31	0-1	1
		50	0	23.30	23.08	23.40	0-2	2
		50	25	23.31	23.10	23.35	0-2	2
	64QAM	50	49	23.28	23.05	23.38	0-2	2
		100	0	23.36	23.15	23.11	0-2	2
		1	0	23.40	23.21	23.15	0-2	2
		1	49	23.42	23.23	23.12	0-2	2
		1	99	23.43	23.18	23.11	0-2	2
		50	0	22.34	22.13	22.20	0-3	3
	256QAM	50	25	22.33	22.14	22.27	0-3	3
		50	49	22.34	22.12	22.24	0-3	3
		100	0	22.34	22.16	22.14	0-3	3
		1	0	20.34	20.33	20.26	0-5	5
		1	49	20.34	20.29	20.21	0-5	5
		1	99	20.39	20.28	20.19	0-5	5
		50	0	20.33	20.10	20.29	0-5	5
		50	25	20.36	20.07	20.24	0-5	5
		50	49	20.39	20.12	20.26	0-5	5
		100	0	20.37	20.15	20.23	0-5	5

[LTE Band 4 Conducted Power]

LTE Band 4 _ 1.4 MHz Bandwidth

Bandwidth	Modulation	RB Size	RB Offset	Max. Average Power [dBm]			MPR Allowed Per 3GPP [dB]	MPR [dB]
				19957 Ch. 1710.7 MHz	20175 Ch. 1732.5 MHz	20393 Ch. 1754.3 MHz		
1.4 MHz	QPSK	1	0	24.29	24.17	24.02	0	0
		1	3	24.32	24.10	23.93	0	0
		1	5	24.33	24.21	24.02	0	0
		3	0	24.41	24.23	24.08	0	0
		3	1	24.30	24.21	24.05	0	0
		3	3	24.31	24.16	24.02	0	0
	16QAM	6	0	23.42	23.18	23.11	0-1	1
		1	0	23.54	23.48	23.37	0-1	1
		1	3	23.48	23.34	23.19	0-1	1
		1	5	23.57	23.39	23.33	0-1	1
		3	0	23.42	23.34	23.13	0-1	1
		3	1	23.48	23.24	23.12	0-1	1
	64QAM	3	3	23.41	23.29	23.06	0-1	1
		6	0	22.42	22.25	22.12	0-2	2
		1	0	22.56	22.35	22.33	0-2	2
		1	3	22.49	22.28	22.10	0-2	2
		1	5	22.60	22.25	22.18	0-2	2
		3	0	22.55	22.31	22.19	0-2	2
	256QAM	3	1	22.52	22.29	22.16	0-2	2
		3	3	22.43	22.31	22.15	0-2	2
		6	0	21.41	21.18	21.06	0-3	3
		1	0	19.54	19.39	19.29	0-5	5
		1	3	19.47	19.40	19.12	0-5	5
		1	5	19.56	19.44	19.23	0-5	5
		3	0	19.56	19.41	19.22	0-5	5
		3	1	19.38	19.22	19.11	0-5	5
		3	3	19.42	19.28	19.11	0-5	5
		6	0	19.45	19.29	19.10	0-5	5

LTE Band 4 _ 3 MHz Bandwidth

Bandwidth	Modulation	RB Size	RB Offset	Max. Average Power [dBm]			MPR Allowed Per 3GPP [dB]	MPR [dB]
				19965 Ch. 1711.5 MHz	20175 Ch. 1732.5 MHz	20385 Ch. 1753.5 MHz		
3 MHz	QPSK	1	0	24.30	24.22	24.08	0	0
		1	7	24.29	24.22	24.15	0	0
		1	14	24.28	24.14	24.01	0	0
		8	0	23.40	23.16	23.12	0-1	1
		8	3	23.38	23.22	23.09	0-1	1
		8	7	23.40	23.22	23.10	0-1	1
	16QAM	15	0	23.41	23.27	23.13	0-1	1
		1	0	23.55	23.37	23.20	0-1	1
		1	7	23.40	23.12	23.06	0-1	1
		1	14	23.44	23.35	23.21	0-1	1
		8	0	22.44	22.30	22.14	0-2	2
		8	3	22.40	22.29	22.15	0-2	2
	64QAM	8	7	22.39	22.23	22.09	0-2	2
		15	0	22.44	22.24	22.14	0-2	2
		1	0	22.47	22.35	22.23	0-2	2
		1	7	22.63	22.25	22.43	0-2	2
		1	14	22.50	22.30	22.16	0-2	2
		8	0	21.46	21.14	21.05	0-3	3
	256QAM	8	3	21.48	21.20	21.11	0-3	3
		8	7	21.40	21.21	21.07	0-3	3
		15	0	21.40	21.19	21.04	0-3	3
		1	0	19.53	19.43	19.30	0-5	5
		1	7	19.68	19.44	19.35	0-5	5
		1	14	19.45	19.32	19.11	0-5	5
		8	0	19.43	19.33	19.12	0-5	5
		8	3	19.41	19.28	19.16	0-5	5
		8	7	19.43	19.23	19.08	0-5	5
		15	0	19.41	19.23	19.10	0-5	5

LTE Band 4 _ 5 MHz Bandwidth

Bandwidth	Modulation	RB Size	RB Offset	Max. Average Power [dBm]			MPR Allowed Per 3GPP [dB]	MPR [dB]	
				19975 Ch. 1712.5 MHz	20175 Ch. 1732.5 MHz	20375 Ch. 1752.5 MHz			
5 MHz	QPSK	1	0	24.30	24.20	24.05	0	0	
		1	12	24.31	24.28	24.16	0	0	
		1	24	24.34	24.16	24.07	0	0	
		12	0	23.40	23.25	23.12	0-1	1	
		12	6	23.41	23.27	23.15	0-1	1	
		12	11	23.42	23.27	23.10	0-1	1	
	16QAM	25	0	23.45	23.28	23.20	0-1	1	
		1	0	23.58	23.44	23.27	0-1	1	
		1	12	23.38	23.03	22.99	0-1	1	
		1	24	23.44	23.40	23.20	0-1	1	
		12	0	22.44	22.27	22.09	0-2	2	
		12	6	22.41	22.25	22.10	0-2	2	
	64QAM	12	11	22.41	22.26	22.10	0-2	2	
		25	0	22.42	22.24	22.13	0-2	2	
		1	0	22.60	22.37	22.32	0-2	2	
		1	12	22.69	22.39	22.23	0-2	2	
		1	24	22.55	22.38	22.25	0-2	2	
		12	0	21.41	21.26	21.07	0-3	3	
	256QAM	12	6	21.44	21.26	21.10	0-3	3	
		12	11	21.47	21.19	21.06	0-3	3	
		25	0	21.40	21.24	21.12	0-3	3	
		1	0	19.60	19.39	19.27	0-5	5	
		1	12	19.69	19.38	19.50	0-5	5	
		1	24	19.51	19.36	19.26	0-5	5	
			12	0	19.43	19.29	19.12	0-5	5
			12	6	19.44	19.26	19.13	0-5	5
			12	11	19.44	19.28	19.08	0-5	5
			25	0	19.42	19.25	19.12	0-5	5

LTE Band 4 _ 10 MHz Bandwidth

Bandwidth	Modulation	RB Size	RB Offset	Max. Average Power [dBm]			MPR Allowed Per 3GPP [dB]	MPR [dB]	
				20000 Ch. 1715 MHz	20175 Ch. 1732.5 MHz	20350 Ch. 1750 MHz			
10 MHz	QPSK	1	0	24.20	24.16	23.98	0	0	
		1	24	24.29	24.22	24.12	0	0	
		1	49	24.16	24.01	23.92	0	0	
		25	0	23.32	23.20	23.11	0-1	1	
		25	12	23.32	23.21	23.12	0-1	1	
		25	24	23.31	23.18	23.11	0-1	1	
	16QAM	50	0	23.34	23.24	23.14	0-1	1	
		1	0	23.41	23.29	23.23	0-1	1	
		1	24	23.26	23.25	23.13	0-1	1	
		1	49	23.33	23.22	23.13	0-1	1	
		25	0	22.32	22.18	22.08	0-2	2	
		25	12	22.27	22.18	22.09	0-2	2	
	64QAM	25	24	22.24	22.13	22.01	0-2	2	
		50	0	22.28	22.17	22.08	0-2	2	
		1	0	22.33	22.37	22.08	0-2	2	
		1	24	22.33	22.24	22.15	0-2	2	
		1	49	22.34	22.17	21.99	0-2	2	
		25	0	21.30	21.14	21.06	0-3	3	
	256QAM	25	12	21.24	21.11	20.99	0-3	3	
		25	24	21.24	21.12	21.00	0-3	3	
		50	0	21.31	21.18	21.08	0-3	3	
		1	0	19.38	19.33	19.23	0-5	5	
		1	24	19.28	19.19	19.19	0-5	5	
		1	49	19.41	19.13	19.13	0-5	5	
		256QAM	25	0	19.25	19.15	19.06	0-5	5
			25	12	19.25	19.15	19.04	0-5	5
			25	24	19.25	19.12	19.04	0-5	5
			50	0	19.28	19.16	19.04	0-5	5

LTE Band 4 _ 15 MHz Bandwidth

Bandwidth	Modulation	RB Size	RB Offset	Max. Average Power [dBm]			MPR Allowed Per 3GPP [dB]	MPR [dB]
				20025 Ch. 1717.5 MHz	20175 Ch. 1732.5 MHz	20325 Ch. 1747.5 MHz		
15 MHz	QPSK	1	0	24.18	24.09	24.00	0	0
		1	36	24.20	24.08	23.95	0	0
		1	74	24.12	23.97	23.86	0	0
		36	0	23.30	23.12	22.98	0-1	1
		36	18	23.28	23.08	23.00	0-1	1
		36	39	23.28	23.09	22.97	0-1	1
		75	0	23.33	23.12	23.05	0-1	1
	16QAM	1	0	23.35	23.34	23.15	0-1	1
		1	36	23.18	22.94	22.92	0-1	1
		1	74	23.31	23.18	22.98	0-1	1
		36	0	22.32	22.12	21.98	0-2	2
		36	18	22.28	22.08	21.95	0-2	2
		36	39	22.26	22.06	21.93	0-2	2
		75	0	22.29	22.10	21.99	0-2	2
	64QAM	1	0	22.46	22.30	22.20	0-2	2
		1	36	22.49	22.33	22.21	0-2	2
		1	74	22.34	22.10	21.97	0-2	2
		36	0	21.31	21.15	21.04	0-3	3
		36	18	21.30	21.08	20.99	0-3	3
		36	39	21.26	21.06	20.98	0-3	3
		75	0	21.31	21.11	20.98	0-3	3
	256QAM	1	0	19.41	19.29	19.23	0-5	5
		1	36	19.47	19.47	19.36	0-5	5
		1	74	19.42	19.22	19.11	0-5	5
		36	0	19.34	19.15	19.07	0-5	5
		36	18	19.33	19.13	18.98	0-5	5
		36	39	19.29	19.10	18.99	0-5	5
		75	0	19.23	19.08	18.96	0-5	5

LTE Band 4 _ 20 MHz Bandwidth

Bandwidth	Modulation	RB Size	RB Offset	Max. Average Power [dBm]			MPR Allowed Per 3GPP [dB]	MPR [dB]
				20050 Ch. 1720 MHz	20175 Ch. 1732.5 MHz	20300 Ch. 1745 MHz		
20MHz	QPSK	1	0	24.33	24.16	24.12	0	0
		1	49	24.32	24.24	24.16	0	0
		1	99	24.08	23.97	23.90	0	0
		50	0	23.40	23.28	23.21	0-1	1
		50	25	23.33	23.25	23.16	0-1	1
		50	49	23.28	23.26	23.16	0-1	1
	16QAM	100	0	23.31	23.25	23.18	0-1	1
		1	0	23.44	23.30	23.24	0-1	1
		1	49	23.22	23.24	22.99	0-1	1
		1	99	23.37	23.33	23.07	0-1	1
		50	0	22.36	22.26	22.18	0-2	2
		50	25	22.28	22.20	22.17	0-2	2
	64QAM	50	49	22.28	22.19	22.13	0-2	2
		100	0	22.31	22.19	22.12	0-2	2
		1	0	22.43	22.42	22.35	0-2	2
		1	49	22.36	22.37	22.19	0-2	2
		1	99	22.40	22.25	22.04	0-2	2
		50	0	21.34	21.27	21.16	0-3	3
	256QAM	50	25	21.31	21.23	21.12	0-3	3
		50	49	21.29	21.19	21.11	0-3	3
		50	0	21.25	21.22	21.09	0-3	3
		100	0	21.25	21.22	21.09	0-3	3
		1	0	19.51	19.41	19.29	0-5	5
		1	49	19.50	19.30	19.31	0-5	5
		1	99	19.38	19.27	19.16	0-5	5
		50	0	19.37	19.25	19.17	0-5	5
		50	25	19.31	19.19	19.08	0-5	5
		50	49	19.24	19.16	19.11	0-5	5
		100	0	19.29	19.21	19.12	0-5	5

[LTE Band 5 Conducted Power]

LTE Band 5 _ 1.4 MHz Bandwidth

Bandwidth	Modulation	RB Size	RB Offset	Max. Average Power [dBm]			MPR Allowed Per 3GPP [dB]	MPR [dB]
				20407 Ch. 824.7 MHz	20525 Ch. 836.5 MHz	20643 Ch. 848.3 MHz		
1.4 MHz	QPSK	1	0	24.65	24.51	24.31	0	0
		1	3	24.58	24.44	24.25	0	0
		1	5	24.69	24.53	24.35	0	0
		3	0	24.73	24.60	24.39	0	0
		3	1	24.58	24.44	24.38	0	0
		3	3	24.67	24.48	24.34	0	0
	16QAM	6	0	23.73	23.58	23.36	0-1	1
		1	0	23.93	23.84	23.50	0-1	1
		1	3	23.87	23.70	23.44	0-1	1
		1	5	23.98	23.80	23.53	0-1	1
		3	0	23.81	23.67	23.50	0-1	1
		3	1	23.87	23.65	23.48	0-1	1
	64QAM	3	3	23.85	23.70	23.43	0-1	1
		6	0	22.78	22.62	22.43	0-2	2
		1	0	22.94	22.75	22.59	0-2	2
		1	3	22.91	22.67	22.47	0-2	2
		1	5	22.96	22.72	22.55	0-2	2
		3	0	22.82	22.66	22.51	0-2	2
	256QAM	3	1	22.83	22.55	22.42	0-2	2
		3	3	22.82	22.64	22.49	0-2	2
		6	0	21.80	21.62	21.48	0-3	3
		1	0	19.96	19.70	19.59	0-5	5
		1	3	19.91	19.56	19.49	0-5	5
		1	5	19.90	19.68	19.56	0-5	5
	3	0	19.85	19.61	19.50	0-5	5	
	3	1	19.75	19.59	19.39	0-5	5	
	3	3	19.86	19.62	19.48	0-5	5	
	6	0	19.79	19.64	19.47	0-5	5	

LTE Band 5_ 3 MHz Bandwidth

Bandwidth	Modulation	RB Size	RB Offset	Max. Average Power [dBm]			MPR Allowed Per 3GPP [dB]	MPR [dB]
				20415 Ch. 825.5 MHz	20525 Ch. 836.5 MHz	20635 Ch. 847.5 MHz		
3 MHz	QPSK	1	0	24.82	24.75	24.59	0	0
		1	7	24.85	24.88	24.68	0	0
		1	14	24.75	24.70	24.56	0	0
		8	0	23.80	23.81	23.60	0-1	1
		8	3	23.85	23.83	23.65	0-1	1
		8	7	23.83	23.80	23.63	0-1	1
	16QAM	15	0	23.86	23.84	23.67	0-1	1
		1	0	23.93	23.99	23.77	0-1	1
		1	7	23.69	23.84	23.61	0-1	1
		1	14	23.93	23.96	23.77	0-1	1
		8	0	22.95	22.86	22.67	0-2	2
		8	3	22.95	22.91	22.70	0-2	2
	64QAM	8	7	22.97	22.86	22.71	0-2	2
		15	0	22.90	22.84	22.66	0-2	2
		1	0	22.90	22.92	22.78	0-2	2
		1	7	22.93	22.99	22.86	0-2	2
		1	14	22.95	22.94	22.75	0-2	2
		8	0	21.90	21.83	21.70	0-3	3
	256QAM	8	3	21.85	21.83	21.69	0-3	3
		8	7	21.87	21.86	21.68	0-3	3
		15	0	21.89	21.84	21.70	0-3	3
		1	0	19.95	19.99	19.71	0-5	5
		1	7	19.98	19.85	19.78	0-5	5
		1	14	19.88	19.88	19.77	0-5	5
		8	0	19.89	19.88	19.66	0-5	5
		8	3	19.93	19.85	19.69	0-5	5
		8	7	19.88	19.80	19.66	0-5	5
		15	0	19.88	19.82	19.68	0-5	5

LTE Band 5 _ 5 MHz Bandwidth

Bandwidth	Modulation	RB Size	RB Offset	Max. Average Power [dBm]			MPR Allowed Per 3GPP [dB]	MPR [dB]
				20425 Ch. 826.5 MHz	20525 Ch. 836.5 MHz	20625 Ch. 846.5 MHz		
5 MHz	QPSK	1	0	24.80	24.80	24.64	0	0
		1	12	24.87	24.91	24.72	0	0
		1	24	24.78	24.79	24.61	0	0
		12	0	23.87	23.85	23.71	0-1	1
		12	6	23.87	23.83	23.71	0-1	1
		12	11	23.87	23.83	23.71	0-1	1
	16QAM	25	0	23.93	23.84	23.76	0-1	1
		1	0	23.98	23.98	23.84	0-1	1
		1	12	23.82	23.80	23.60	0-1	1
		1	24	23.91	23.93	23.88	0-1	1
		12	0	22.94	22.89	22.73	0-2	2
		12	6	22.90	22.89	22.69	0-2	2
	64QAM	12	11	22.88	22.86	22.71	0-2	2
		25	0	22.91	22.86	22.72	0-2	2
		1	0	22.96	22.98	22.86	0-2	2
		1	12	22.97	22.94	22.92	0-2	2
		1	24	22.97	22.93	22.78	0-2	2
		12	0	21.95	21.90	21.74	0-3	3
	256QAM	12	6	21.94	21.90	21.74	0-3	3
		12	11	21.94	21.91	21.71	0-3	3
		25	0	21.94	21.86	21.72	0-3	3
		1	0	19.91	19.88	19.93	0-5	5
		1	12	19.96	19.90	19.84	0-5	5
		1	24	19.94	19.93	19.84	0-5	5
		12	0	19.87	19.86	19.76	0-5	5
		12	6	19.92	19.85	19.72	0-5	5
		12	11	19.93	19.87	19.70	0-5	5
		25	0	19.91	19.88	19.70	0-5	5

LTE Band 5 _ 10 MHz Bandwidth

Bandwidth	Modulation	RB Size	RB Offset	Max. Average Power [dBm]	MPR Allowed Per 3GPP [dB]	MPR [dB]
				20525 Ch. 836.5 MHz		
10 MHz	QPSK	1	0	24.60	0	0
		1	24	24.59	0	0
		1	49	24.51	0	0
		25	0	23.72	0-1	1
		25	12	23.65	0-1	1
		25	24	23.67	0-1	1
		50	0	23.72	0-1	1
	16QAM	1	0	23.82	0-1	1
		1	24	23.85	0-1	1
		1	49	23.76	0-1	1
		25	0	22.71	0-2	2
		25	12	22.69	0-2	2
		25	24	22.64	0-2	2
		50	0	22.74	0-2	2
	64QAM	1	0	22.93	0-2	2
		1	24	22.88	0-2	2
		1	49	22.84	0-2	2
		25	0	21.70	0-3	3
		25	12	21.68	0-3	3
		25	24	21.63	0-3	3
		50	0	21.75	0-3	3
	256QAM	1	0	19.89	0-5	5
		1	24	19.86	0-5	5
		1	49	19.74	0-5	5
25		0	19.74	0-5	5	
25		12	19.71	0-5	5	
25		24	19.69	0-5	5	
50		0	19.69	0-5	5	

[LTE Band 12 Conducted Power]

LTE Band 12 _ 1.4 MHz Bandwidth

Bandwidth	Modulation	RB Size	RB Offset	Max. Average Power [dBm]			MPR Allowed Per 3GPP [dB]	MPR [dB]
				23017 Ch. 699.7 MHz	23095 Ch. 707.5 MHz	23173 Ch. 715.3 MHz		
1.4 MHz	QPSK	1	0	23.66	23.34	23.27	0	0
		1	3	23.58	23.30	23.22	0	0
		1	5	23.67	23.40	23.29	0	0
		3	0	23.71	23.39	23.31	0	0
		3	1	23.58	23.33	23.20	0	0
		3	3	23.67	23.34	23.27	0	0
	16QAM	6	0	22.73	22.42	22.36	0-1	1
		1	0	22.94	22.59	22.43	0-1	1
		1	3	22.75	22.55	22.32	0-1	1
		1	5	22.79	22.53	22.39	0-1	1
		3	0	22.78	22.49	22.32	0-1	1
		3	1	22.77	22.40	22.37	0-1	1
	64QAM	3	3	22.77	22.45	22.35	0-1	1
		6	0	21.75	21.43	21.32	0-2	2
		1	0	21.83	21.60	21.36	0-2	2
		1	3	21.70	21.55	21.31	0-2	2
		1	5	21.77	21.55	21.41	0-2	2
		3	0	21.73	21.43	21.34	0-2	2
	256QAM	3	1	21.73	21.47	21.33	0-2	2
		3	3	21.80	21.44	21.31	0-2	2
		6	0	20.74	20.41	20.29	0-3	3
		1	0	18.75	18.60	18.36	0-5	5
		1	3	18.67	18.37	18.28	0-5	5
		1	5	18.84	18.49	18.36	0-5	5
		3	0	18.71	18.43	18.29	0-5	5
		3	1	18.65	18.38	18.24	0-5	5
		3	3	18.73	18.46	18.29	0-5	5
		6	0	18.73	18.36	18.25	0-5	5

LTE Band 12 _ 3 MHz Bandwidth

Bandwidth	Modulation	RB Size	RB Offset	Max. Average Power [dBm]			MPR Allowed Per 3GPP [dB]	MPR [dB]
				23025 Ch. 700.5 MHz	23095 Ch. 707.5 MHz	23165 Ch. 714.5 MHz		
3 MHz	QPSK	1	0	23.65	23.67	23.48	0	0
		1	7	23.75	23.70	23.55	0	0
		1	14	23.64	23.56	23.42	0	0
		8	0	22.70	22.61	22.49	0-1	1
		8	3	22.72	22.67	22.51	0-1	1
		8	7	22.72	22.66	22.48	0-1	1
		15	0	22.75	22.66	22.50	0-1	1
	16QAM	1	0	22.90	22.81	22.60	0-1	1
		1	7	22.64	22.80	22.55	0-1	1
		1	14	22.77	22.84	22.50	0-1	1
		8	0	21.77	21.70	21.46	0-2	2
		8	3	21.74	21.64	21.42	0-2	2
		8	7	21.73	21.65	21.47	0-2	2
		15	0	21.72	21.65	21.42	0-2	2
	64QAM	1	0	21.86	21.65	21.68	0-2	2
		1	7	21.73	21.75	21.58	0-2	2
		1	14	21.75	21.76	21.52	0-2	2
		8	0	20.68	20.62	20.44	0-3	3
		8	3	20.63	20.59	20.41	0-3	3
		8	7	20.67	20.58	20.43	0-3	3
		15	0	20.71	20.62	20.39	0-3	3
	256QAM	1	0	18.78	18.70	18.45	0-5	5
		1	7	18.74	18.76	18.41	0-5	5
		1	14	18.68	18.60	18.43	0-5	5
		8	0	18.70	18.59	18.42	0-5	5
		8	3	18.66	18.64	18.44	0-5	5
		8	7	18.62	18.57	18.39	0-5	5
15		0	18.66	18.57	18.42	0-5	5	

LTE Band 12 _ 5 MHz Bandwidth

Bandwidth	Modulation	RB Size	RB Offset	Max. Average Power [dBm]			MPR Allowed Per 3GPP [dB]	MPR [dB]
				23035 Ch. 701.5 MHz	23095 Ch. 707.5 MHz	23155 Ch. 713.5 MHz		
5 MHz	QPSK	1	0	23.68	23.59	23.51	0	0
		1	12	23.74	23.71	23.55	0	0
		1	24	23.58	23.54	23.43	0	0
		12	0	22.72	22.64	22.55	0-1	1
		12	6	22.70	22.63	22.52	0-1	1
		12	11	22.71	22.60	22.51	0-1	1
		25	0	22.77	22.74	22.67	0-1	1
	16QAM	1	0	22.87	22.65	22.64	0-1	1
		1	12	22.63	22.60	22.38	0-1	1
		1	24	22.78	22.64	22.51	0-1	1
		12	0	21.69	21.63	21.55	0-2	2
		12	6	21.64	21.59	21.46	0-2	2
		12	11	21.62	21.64	21.44	0-2	2
		25	0	21.76	21.68	21.58	0-2	2
	64QAM	1	0	21.86	21.70	21.61	0-2	2
		1	12	21.83	21.70	21.60	0-2	2
		1	24	21.74	21.63	21.62	0-2	2
		12	0	20.70	20.66	20.52	0-3	3
		12	6	20.66	20.56	20.45	0-3	3
		12	11	20.62	20.62	20.44	0-3	3
		25	0	20.71	20.64	20.57	0-3	3
	256QAM	1	0	18.77	18.65	18.63	0-5	5
		1	12	18.76	18.63	18.47	0-5	5
		1	24	18.72	18.67	18.48	0-5	5
		12	0	18.62	18.57	18.48	0-5	5
		12	6	18.61	18.57	18.45	0-5	5
		12	11	18.64	18.60	18.41	0-5	5
		25	0	18.71	18.64	18.52	0-5	5

LTE Band 12 _ 10 MHz Bandwidth

Bandwidth	Modulation	RB Size	RB Offset	Max. Average Power [dBm]			MPR Allowed Per 3GPP [dB]	MPR [dB]
				23060 Ch. 704 MHz	23095 Ch. 707.5 MHz	23130 Ch. 711 MHz		
10 MHz	QPSK	1	0	23.62	23.58	23.61	0	0
		1	24	23.52	23.52	23.50	0	0
		1	49	23.50	23.45	23.39	0	0
		25	0	22.75	22.71	22.66	0-1	1
		25	12	22.65	22.66	22.63	0-1	1
		25	24	22.68	22.62	22.59	0-1	1
		50	0	22.75	22.72	22.66	0-1	1
	16QAM	1	0	22.85	22.76	22.79	0-1	1
		1	24	22.55	22.73	22.55	0-1	1
		1	49	22.68	22.63	22.47	0-1	1
		25	0	21.68	21.68	21.66	0-2	2
		25	12	21.66	21.65	21.58	0-2	2
		25	24	21.66	21.61	21.52	0-2	2
		50	0	21.70	21.65	21.59	0-2	2
	64QAM	1	0	21.82	21.73	21.78	0-2	2
		1	24	21.65	21.68	21.58	0-2	2
		1	49	21.69	21.57	21.46	0-2	2
		25	0	20.66	20.65	20.54	0-3	3
		25	12	20.60	20.59	20.54	0-3	3
		25	24	20.65	20.57	20.51	0-3	3
		50	0	20.67	20.65	20.63	0-3	3
	256QAM	1	0	18.70	18.66	18.52	0-5	5
		1	24	18.58	18.65	18.66	0-5	5
		1	49	18.54	18.58	18.49	0-5	5
25		0	18.64	18.64	18.59	0-5	5	
25		12	18.63	18.60	18.55	0-5	5	
25		24	18.60	18.58	18.51	0-5	5	
50		0	18.66	18.63	18.59	0-5	5	

[LTE Band 17 Conducted Power]

LTE Band 17 _ 5 MHz Bandwidth

Bandwidth	Modulation	RB Size	RB Offset	Max. Average Power [dBm]			MPR Allowed Per 3GPP [dB]	MPR [dB]
				23755ch. 706.5 MHz	23790ch. 710 MHz	23825ch. 713.5 MHz		
5 MHz	QPSK	1	0	23.92	23.94	23.91	0	0
		1	12	24.03	23.99	23.95	0	0
		1	24	23.91	23.86	23.81	0	0
		12	0	23.01	23.01	22.94	0-1	1
		12	6	23.04	22.99	22.89	0-1	1
		12	11	22.98	22.94	22.88	0-1	1
		25	0	23.10	23.06	23.07	0-1	1
	16QAM	1	0	23.19	23.19	23.06	0-1	1
		1	12	22.93	22.89	22.83	0-1	1
		1	24	23.05	23.03	22.89	0-1	1
		12	0	22.00	21.99	21.90	0-2	2
		12	6	21.93	21.97	21.82	0-2	2
		12	11	22.00	21.91	21.80	0-2	2
		25	0	22.08	22.03	21.95	0-2	2
	64QAM	1	0	22.05	22.03	22.01	0-2	2
		1	12	22.21	22.12	21.87	0-2	2
		1	24	22.06	21.92	21.84	0-2	2
		12	0	20.97	20.91	20.87	0-3	3
		12	6	20.99	20.90	20.83	0-3	3
		12	11	20.94	20.91	20.75	0-3	3
		25	0	21.00	20.98	20.92	0-3	3
	256QAM	1	0	19.04	19.07	18.87	0-5	5
		1	12	19.14	19.09	18.86	0-5	5
		1	24	19.04	18.83	18.81	0-5	5
		12	0	18.96	18.93	18.82	0-5	5
		12	6	18.91	18.89	18.81	0-5	5
		12	11	18.92	18.91	18.75	0-5	5
		25	0	19.02	18.99	18.92	0-5	5

LTE Band17 _ 10 MHz Bandwidth

Bandwidth	Modulation	RB Size	RB Offset	Max. Average Power [dBm]		MPR Allowed Per 3GPP [dB]	MPR [dB]
				23790ch.	710 MHz		
10 MHz	QPSK	1	0	23.96	0	0	
		1	24	23.90	0	0	
		1	49	23.72	0	0	
		25	0	23.07	0-1	1	
		25	12	22.98	0-1	1	
		25	24	22.98	0-1	1	
	16QAM	50	0	23.09	0-1	1	
		1	0	23.08	0-1	1	
		1	24	22.90	0-1	1	
		1	49	22.80	0-1	1	
		25	0	22.02	0-2	2	
		25	12	21.94	0-2	2	
	64QAM	25	24	21.90	0-2	2	
		50	0	21.98	0-2	2	
		1	0	22.00	0-2	2	
		1	24	21.90	0-2	2	
		1	49	21.81	0-2	2	
		25	0	20.97	0-3	3	
	256QAM	25	12	20.89	0-3	3	
		25	24	20.83	0-3	3	
		50	0	20.98	0-3	3	
		1	0	18.95	0-5	5	
		1	24	18.90	0-5	5	
		1	49	18.72	0-5	5	
	25	0	18.95	0-5	5		
	25	12	18.93	0-5	5		
	25	24	18.89	0-5	5		
	50	0	18.94	0-5	5		

[LTE Band 26 Conducted Power]

LTE Band 26 _ 1.4 MHz Bandwidth

Bandwidth	Modulation	RB Size	RB Offset	Max. Average Power [dBm]			MPR Allowed Per 3GPP [dB]	MPR [dB]
				26697 Ch. 814.7 MHz	26865 Ch. 831.5 MHz	27033 Ch. 848.3 MHz		
1.4 MHz	QPSK	1	0	23.87	23.78	23.51	0	0
		1	3	23.81	23.70	23.43	0	0
		1	5	23.88	23.79	23.56	0	0
		3	0	23.90	23.79	23.57	0	0
		3	1	23.80	23.80	23.47	0	0
		3	3	23.86	23.80	23.55	0	0
	16QAM	1	0	23.23	22.97	22.66	0-1	1
		1	3	23.04	22.82	22.59	0-1	1
		1	5	23.13	22.91	22.56	0-1	1
		3	0	22.95	22.87	22.62	0-1	1
		3	1	22.97	22.94	22.58	0-1	1
		3	3	22.96	22.85	22.57	0-1	1
	64QAM	6	0	21.90	21.88	21.54	0-2	2
		1	0	21.90	21.99	21.59	0-2	2
		1	3	22.00	21.86	21.51	0-2	2
		1	5	22.03	21.89	21.59	0-2	2
		3	0	21.93	21.83	21.54	0-2	2
		3	1	21.89	21.82	21.51	0-2	2
	256QAM	3	3	21.89	21.84	21.53	0-2	2
		6	0	20.90	20.78	20.49	0-3	3
		1	0	18.87	18.87	18.48	0-5	5
		1	3	18.80	18.72	18.50	0-5	5
		1	5	18.90	18.82	18.51	0-5	5
		3	0	18.83	18.73	18.47	0-5	5
		3	1	18.88	18.73	18.45	0-5	5
		3	3	18.89	18.80	18.52	0-5	5
		6	0	18.86	18.73	18.48	0-5	5

LTE Band 26 _ 3 MHz Bandwidth

Bandwidth	Modulation	RB Size	RB Offset	Max. Average Power [dBm]			MPR Allowed Per 3GPP [dB]	MPR [dB]
				26705 Ch. 815.5 MHz	26865 Ch. 831.5 MHz	27025 Ch. 847.5 MHz		
3 MHz	QPSK	1	0	23.89	23.76	23.61	0	0
		1	7	23.96	23.83	23.63	0	0
		1	14	23.88	23.74	23.57	0	0
		8	0	22.94	22.77	22.62	0-1	1
		8	3	22.96	22.82	22.67	0-1	1
		8	7	22.94	22.79	22.63	0-1	1
	16QAM	15	0	22.96	22.80	22.63	0-1	1
		1	0	22.93	22.94	22.68	0-1	1
		1	7	22.90	22.85	22.68	0-1	1
		1	14	22.97	22.89	22.67	0-1	1
		8	0	21.92	21.77	21.57	0-2	2
		8	3	21.92	21.81	21.56	0-2	2
	64QAM	8	7	21.92	21.76	21.59	0-2	2
		15	0	21.94	21.76	21.54	0-2	2
		1	0	21.98	21.78	21.61	0-2	2
		1	7	21.95	21.80	21.52	0-2	2
		1	14	22.02	21.91	21.59	0-2	2
		8	0	20.84	20.71	20.45	0-3	3
	256QAM	8	3	20.84	20.64	20.45	0-3	3
		8	7	20.84	20.70	20.45	0-3	3
		15	0	20.89	20.73	20.49	0-3	3
		1	0	18.79	18.77	18.61	0-5	5
		1	7	18.99	18.69	18.58	0-5	5
		1	14	18.93	18.83	18.58	0-5	5
		8	0	18.87	18.72	18.45	0-5	5
		8	3	18.87	18.70	18.46	0-5	5
		8	7	18.86	18.71	18.48	0-5	5
		15	0	18.85	18.67	18.44	0-5	5

LTE Band 26 _ 5 MHz Bandwidth

Bandwidth	Modulation	RB Size	RB Offset	Max. Average Power [dBm]			MPR Allowed Per 3GPP [dB]	MPR [dB]
				26715 Ch. 816.5 MHz	26865 Ch. 831.5 MHz	27015 Ch. 846.5 MHz		
5 MHz	QPSK	1	0	23.96	23.82	23.64	0	0
		1	12	24.00	23.87	23.68	0	0
		1	24	24.02	23.81	23.62	0	0
		12	0	22.99	22.83	22.67	0-1	1
		12	6	22.98	22.85	22.66	0-1	1
		12	11	22.97	22.84	22.69	0-1	1
		25	0	23.08	22.93	22.84	0-1	1
	16QAM	1	0	23.08	22.97	22.77	0-1	1
		1	12	22.84	22.79	22.51	0-1	1
		1	24	23.14	23.02	22.65	0-1	1
		12	0	21.93	21.79	21.58	0-2	2
		12	6	21.96	21.76	21.58	0-2	2
		12	11	21.96	21.77	21.56	0-2	2
		25	0	22.02	21.92	21.72	0-2	2
	64QAM	1	0	22.08	21.84	21.63	0-2	2
		1	12	22.12	21.96	21.63	0-2	2
		1	24	22.09	21.92	21.61	0-2	2
		12	0	20.92	20.74	20.53	0-3	3
		12	6	20.90	20.74	20.52	0-3	3
		12	11	20.92	20.75	20.57	0-3	3
		25	0	21.01	20.82	20.67	0-3	3
	256QAM	1	0	18.95	18.76	18.56	0-5	5
		1	12	18.93	18.81	18.61	0-5	5
		1	24	18.97	18.83	18.59	0-5	5
		12	0	18.93	18.74	18.51	0-5	5
		12	6	18.92	18.77	18.53	0-5	5
		12	11	18.92	18.76	18.58	0-5	5
		25	0	19.02	18.86	18.69	0-5	5

LTE Band 26 _ 10 MHz Bandwidth

Bandwidth	Modulation	RB Size	RB Offset	Max. Average Power [dBm]			MPR Allowed Per 3GPP [dB]	MPR [dB]
				26740 Ch. 819 MHz	26865 Ch. 831.5 MHz	26990 Ch. 844 MHz		
10 MHz	QPSK	1	0	24.02	23.91	23.82	0	0
		1	24	23.96	23.83	23.68	0	0
		1	49	23.95	23.81	23.67	0	0
		25	0	23.16	23.06	22.97	0-1	1
		25	12	23.09	23.02	22.93	0-1	1
		25	24	23.10	22.96	22.93	0-1	1
		50	0	23.16	23.07	23.00	0-1	1
	16QAM	1	0	23.15	23.04	22.87	0-1	1
		1	24	23.07	22.95	22.70	0-1	1
		1	49	22.96	23.05	22.80	0-1	1
		25	0	22.12	22.01	21.85	0-2	2
		25	12	22.05	21.98	21.82	0-2	2
		25	24	22.03	21.96	21.80	0-2	2
		50	0	22.12	21.99	21.88	0-2	2
	64QAM	1	0	22.16	22.00	21.90	0-2	2
		1	24	22.19	21.99	21.66	0-2	2
		1	49	22.01	21.95	21.78	0-2	2
		25	0	21.06	20.94	20.81	0-3	3
		25	12	21.04	20.91	20.77	0-3	3
		25	24	20.99	20.89	20.76	0-3	3
		50	0	21.11	20.98	20.79	0-3	3
	256QAM	1	0	19.08	18.85	18.78	0-5	5
		1	24	19.06	18.85	18.65	0-5	5
		1	49	18.92	18.94	18.71	0-5	5
25		0	19.05	18.94	18.79	0-5	5	
25		12	19.04	18.90	18.79	0-5	5	
25		24	18.94	18.89	18.75	0-5	5	
50		0	19.06	18.93	18.80	0-5	5	

LTE Band 26 _ 15 MHz Bandwidth

Bandwidth	Modulation	RB Size	RB Offset	Max. Average Power [dBm]		MPR Allowed Per 3GPP [dB]	MPR [dB]
				26865 Ch. 831.5 MHz			
15 MHz	QPSK	1	0	23.94	0	0	
		1	36	23.78	0	0	
		1	74	23.92	0	0	
		36	0	23.01	0-1	1	
		36	18	22.96	0-1	1	
		36	39	22.91	0-1	1	
		75	0	23.00	0-1	1	
	16QAM	1	0	23.13	0-1	1	
		1	36	22.91	0-1	1	
		1	74	22.90	0-1	1	
		36	0	21.92	0-2	2	
		36	18	21.91	0-2	2	
		36	39	21.88	0-2	2	
		75	0	21.93	0-2	2	
	64QAM	1	0	21.94	0-2	2	
		1	36	21.77	0-2	2	
		1	74	21.94	0-2	2	
		36	0	20.90	0-3	3	
		36	18	20.90	0-3	3	
		36	39	20.85	0-3	3	
		75	0	20.90	0-3	3	
	256QAM	1	0	18.96	0-5	5	
		1	36	18.88	0-5	5	
		1	74	18.84	0-5	5	
		36	0	18.89	0-5	5	
		36	18	18.87	0-5	5	
		36	39	18.84	0-5	5	
		75	0	18.91	0-5	5	

[LTE Band 41 Conducted Power]

LTE Band 41 _ 5 MHz Bandwidth

Band width	Modulation	RB Size	RB Offset	Max. Average Power [dBm]					MPR Allowed Per GPP [dB]	MPR [dB]
				39750 Ch. 2506.0 MHz	40185 Ch. 2549.5 MHz	40620 Ch. 2593.0 MHz	41055 Ch. 2636.5 MHz	41490 Ch. 2680.0 MHz		
5 MHz	QPSK	1	0	23.51	23.45	23.63	23.44	24.06	0	0
		1	12	23.60	23.57	23.72	23.61	24.25	0	0
		1	24	23.55	23.52	23.64	23.50	24.13	0	0
		12	0	22.63	22.52	22.71	22.53	23.16	0-1	1
		12	6	22.63	22.54	22.72	22.54	23.17	0-1	1
		12	11	22.63	22.56	22.70	22.55	23.18	0-1	1
		25	0	22.69	22.56	22.75	22.60	23.20	0-1	1
	16QAM	1	0	22.60	22.38	22.71	22.51	23.05	0-1	1
		1	12	22.54	22.27	22.49	22.59	23.18	0-1	1
		1	24	22.62	22.41	22.60	22.58	23.12	0-1	1
		12	0	21.61	21.53	21.67	21.51	22.13	0-2	2
		12	6	21.60	21.53	21.67	21.49	22.14	0-2	2
		12	11	21.59	21.53	21.66	21.49	22.11	0-2	2
		25	0	21.60	21.54	21.71	21.53	22.18	0-2	2
	64QAM	1	0	21.75	21.59	21.79	21.59	22.12	0-2	2
		1	12	21.77	21.77	21.96	21.74	22.24	0-2	2
		1	24	21.60	21.59	21.76	21.50	22.05	0-2	2
		12	0	20.61	20.51	20.68	20.51	21.10	0-3	3
		12	6	20.59	20.47	20.64	20.51	21.08	0-3	3
		12	11	20.54	20.47	20.63	20.48	21.07	0-3	3
		25	0	20.58	20.46	20.65	20.49	21.07	0-3	3
	256QAM	1	0	18.40	18.43	18.59	18.32	18.84	0-5	5
		1	12	18.46	18.51	18.68	18.45	18.99	0-5	5
		1	24	18.38	18.36	18.48	18.30	18.87	0-5	5
		12	0	18.54	18.44	18.63	18.42	18.99	0-5	5
12		6	18.50	18.42	18.59	18.40	18.97	0-5	5	
12		11	18.47	18.40	18.56	18.37	18.93	0-5	5	
25		0	18.57	18.47	18.64	18.48	19.03	0-5	5	

LTE Band 41 _ 10 MHz Bandwidth

Band width	Modulation	RB Size	RB Offset	Max. Average Power [dBm]					MPR Allowed Per 3GPP [dB]	MPR [dB]
				39750 Ch. 2506.0 MHz	40185 Ch. 2549.5 MHz	40620 Ch. 2593.0 MHz	41055 Ch. 2636.5 MHz	41490 Ch. 2680.0 MHz		
10 MHz	QPSK	1	0	23.60	23.48	23.73	23.52	24.12	0	0
		1	24	23.74	23.70	23.86	23.73	24.29	0	0
		1	49	23.54	23.53	23.60	23.54	24.13	0	0
		25	0	22.70	22.58	22.77	22.64	23.22	0-1	1
		25	12	22.70	22.59	22.75	22.63	23.22	0-1	1
		25	24	22.68	22.59	22.73	22.64	23.22	0-1	1
	16QAM	1	0	22.66	22.56	22.76	22.50	23.21	0-1	1
		1	24	22.47	22.36	22.78	22.51	23.13	0-1	1
		1	49	22.62	22.60	22.71	22.50	23.17	0-1	1
		25	0	21.67	21.55	21.77	21.59	22.20	0-2	2
		25	12	21.67	21.56	21.75	21.59	22.21	0-2	2
		25	24	21.64	21.57	21.71	21.59	22.19	0-2	2
	64QAM	50	0	21.67	21.55	21.72	21.59	22.20	0-2	2
		1	0	21.68	21.58	21.76	21.62	22.10	0-2	2
		1	24	21.72	21.49	21.68	21.67	22.11	0-2	2
		1	49	21.68	21.51	21.58	21.57	22.09	0-2	2
		25	0	20.64	20.51	20.72	20.54	21.14	0-3	3
		25	12	20.63	20.51	20.68	20.52	21.12	0-3	3
	256QAM	25	24	20.61	20.51	20.66	20.52	21.10	0-3	3
		50	0	20.68	20.53	20.72	20.59	21.13	0-3	3
		1	0	18.39	18.41	18.60	18.36	18.99	0-5	5
		1	24	18.42	18.45	18.69	18.40	19.01	0-5	5
		1	49	18.30	18.34	18.52	18.41	18.92	0-5	5
		25	0	18.63	18.51	18.71	18.55	19.08	0-5	5
	25	12	18.61	18.48	18.69	18.53	19.07	0-5	5	
	25	24	18.61	18.49	18.66	18.53	19.04	0-5	5	
	50	0	18.67	18.51	18.71	18.57	19.07	0-5	5	

LTE Band 41 _ 15 MHz Bandwidth

Band width	Modulation	RB Size	RB Offset	Max. Average Power [dBm]					MPR Allowed Per 3GPP [dB]	MPR [dB]
				39750 Ch. 2506.0 MHz	40185 Ch. 2549.5 MHz	40620 Ch. 2593.0 MHz	41055 Ch. 2636.5 MHz	41490 Ch. 2680.0 MHz		
15 MHz	QPSK	1	0	23.61	23.45	23.68	23.52	23.95	0	0
		1	36	23.64	23.60	23.71	23.72	24.24	0	0
		1	74	23.59	23.58	23.56	23.60	23.68	0	0
		36	0	22.71	22.56	22.73	22.64	23.22	0-1	1
		36	18	22.70	22.57	22.70	22.63	23.22	0-1	1
		36	39	22.68	22.59	22.65	22.65	23.23	0-1	1
		75	0	22.69	22.59	22.69	22.65	23.24	0-1	1
	16QAM	1	0	22.60	22.44	22.60	22.56	23.08	0-1	1
		1	36	22.52	22.57	22.49	22.61	23.19	0-1	1
		1	74	22.50	22.52	22.45	22.54	22.89	0-1	1
		36	0	21.66	21.51	21.78	21.58	22.18	0-2	2
		36	18	21.61	21.53	21.76	21.57	22.17	0-2	2
		36	39	21.61	21.53	21.71	21.57	22.16	0-2	2
		75	0	21.64	21.55	21.77	21.60	22.19	0-2	2
	64QAM	1	0	21.68	21.62	21.86	21.58	22.10	0-2	2
		1	36	21.67	21.70	21.88	21.70	22.18	0-2	2
		1	74	21.62	21.56	21.72	21.55	22.12	0-2	2
		36	0	20.63	20.50	20.76	20.56	21.13	0-3	3
		36	18	20.61	20.51	20.72	20.56	21.13	0-3	3
		36	39	20.57	20.51	20.65	20.54	21.11	0-3	3
		75	0	20.59	20.52	20.70	20.55	21.13	0-3	3
	256QAM	1	0	18.34	18.41	18.67	18.45	18.95	0-5	5
		1	36	18.33	18.56	18.69	18.46	18.95	0-5	5
		1	74	18.36	18.40	18.47	18.37	18.91	0-5	5
		36	0	18.60	18.51	18.71	18.54	19.06	0-5	5
		36	18	18.58	18.50	18.68	18.53	19.06	0-5	5
		36	39	18.56	18.52	18.63	18.52	19.05	0-5	5
		75	0	18.53	18.46	18.62	18.49	19.01	0-5	5

LTE Band 41 _ 20 MHz Bandwidth

Band width	Modulation	RB Size	RB Offset	Max. Average Power [dBm]					MPR Allowed Per 3GPP [dB]	MPR [dB]
				39750 Ch. 2506.0 MHz	40185 Ch. 2549.5 MHz	40620 Ch. 2593.0 MHz	41055 Ch. 2636.5 MHz	41490 Ch. 2680.0 MHz		
20 MHz	QPSK	1	0	23.69	23.48	23.82	23.55	24.15	0	0
		1	49	23.77	23.71	23.89	23.74	24.30	0	0
		1	99	23.56	23.54	23.57	23.56	23.98	0	0
		50	0	22.78	22.60	22.85	22.70	23.26	0-1	1
		50	25	22.75	22.61	22.79	22.69	23.28	0-1	1
		50	49	22.74	22.61	22.74	22.69	23.27	0-1	1
	16QAM	100	0	22.71	22.59	22.78	22.67	23.26	0-1	1
		1	0	22.62	22.44	22.72	22.50	23.15	0-1	1
		1	49	22.46	22.46	22.58	22.41	23.05	0-1	1
		1	99	22.52	22.53	22.49	22.52	23.07	0-1	1
		50	0	21.72	21.56	21.82	21.64	22.21	0-2	2
		50	25	21.69	21.57	21.76	21.61	22.23	0-2	2
	64QAM	50	49	21.69	21.57	21.72	21.62	22.21	0-2	2
		100	0	21.72	21.58	21.79	21.65	22.26	0-2	2
		1	0	21.80	21.45	21.90	21.64	22.16	0-2	2
		1	49	21.71	21.48	21.81	21.59	22.17	0-2	2
		1	99	21.66	21.51	21.67	21.58	22.12	0-2	2
		50	0	20.74	20.54	20.78	20.66	21.20	0-3	3
	256QAM	50	25	20.72	20.56	20.73	20.62	21.18	0-3	3
		50	49	20.70	20.55	20.68	20.61	21.16	0-3	3
		100	0	20.65	20.49	20.70	20.57	21.12	0-3	3
		1	0	18.48	18.24	18.64	18.32	18.95	0-5	5
		1	49	18.42	18.28	18.53	18.34	18.95	0-5	5
		1	99	18.36	18.29	18.40	18.33	18.87	0-5	5
		50	0	18.73	18.53	18.79	18.64	19.13	0-5	5
		50	25	18.71	18.54	18.74	18.60	19.11	0-5	5
		50	49	18.70	18.52	18.68	18.60	19.10	0-5	5
		100	0	18.60	18.44	18.64	18.50	19.03	0-5	5

Note; LTE Band 41 has 5 required test channels per FCC KDB 447498 D01v06.

[LTE Band 66 Conducted Power]

LTE Band 66 _ 1.4 MHz Bandwidth

Bandwidth	Modulation	RB Size	RB Offset	Max. Average Power [dBm]			MPR Allowed Per 3GPP [dB]	MPR [dB]
				131979Ch. 1710.7 MHz	132322 Ch. 1745 MHz	132665 Ch. 1779.3 MHz		
1.4 MHz	QPSK	1	0	24.32	24.07	23.81	0	0
		1	3	24.24	24.01	23.71	0	0
		1	5	24.31	24.08	23.81	0	0
		3	0	24.33	24.15	23.84	0	0
		3	1	24.26	24.09	23.82	0	0
		3	3	24.31	24.11	23.78	0	0
	16QAM	6	0	23.37	23.15	22.88	0-1	1
		1	0	23.48	23.22	23.03	0-1	1
		1	3	23.39	23.13	22.96	0-1	1
		1	5	23.55	23.26	23.02	0-1	1
		3	0	23.53	23.21	22.88	0-1	1
		3	1	23.51	23.18	22.88	0-1	1
	64QAM	3	3	23.42	23.10	22.89	0-1	1
		6	0	22.38	22.10	21.93	0-2	2
		1	0	22.49	22.35	22.00	0-2	2
		1	3	22.43	22.13	21.96	0-2	2
		1	5	22.55	22.20	22.00	0-2	2
		3	0	22.59	22.17	22.00	0-2	2
	256QAM	3	1	22.41	22.14	21.90	0-2	2
		3	3	22.41	22.13	21.88	0-2	2
		6	0	21.42	21.01	20.79	0-3	3
		1	0	19.57	19.22	19.02	0-5	5
		1	3	19.45	19.21	18.95	0-5	5
		1	5	19.57	19.28	19.01	0-5	5
		3	0	19.48	19.27	18.99	0-5	5
		3	1	19.39	19.19	19.01	0-5	5
		3	3	19.40	19.18	18.89	0-5	5
6		0	19.48	19.19	18.84	0-5	5	

LTE Band 66 _ 3 MHz Bandwidth

Bandwidth	Modulation	RB Size	RB Offset	Max. Average Power [dBm]			MPR Allowed Per 3GPP [dB]	MPR [dB]
				131987 Ch. 1711.5 MHz	132322 Ch. 1745 MHz	132657 Ch. 1778.5 MHz		
3 MHz	QPSK	1	0	24.32	24.12	23.86	0	0
		1	7	24.32	24.13	23.87	0	0
		1	14	24.25	24.06	23.76	0	0
		8	0	23.36	23.12	22.93	0-1	1
		8	3	23.38	23.12	22.89	0-1	1
		8	7	23.39	23.15	22.92	0-1	1
	16QAM	15	0	23.41	23.17	22.94	0-1	1
		1	0	23.50	23.24	23.07	0-1	1
		1	7	23.44	23.14	22.79	0-1	1
		1	14	23.53	23.22	22.92	0-1	1
		8	0	22.46	22.14	21.94	0-2	2
		8	3	22.47	22.20	21.99	0-2	2
	64QAM	8	7	22.44	22.17	21.96	0-2	2
		15	0	22.41	22.13	21.94	0-2	2
		1	0	22.51	22.30	22.05	0-2	2
		1	7	22.56	22.35	22.02	0-2	2
		1	14	22.31	22.27	22.02	0-2	2
		8	0	21.42	21.13	20.94	0-3	3
	256QAM	8	3	21.45	21.10	20.90	0-3	3
		8	7	21.40	21.09	20.92	0-3	3
		15	0	21.47	21.12	20.95	0-3	3
		1	0	19.61	19.34	19.00	0-5	5
		1	7	19.61	19.43	19.03	0-5	5
		1	14	19.51	19.20	18.99	0-5	5
		8	0	19.48	19.18	18.96	0-5	5
		8	3	19.48	19.20	18.94	0-5	5
		8	7	19.45	19.13	18.90	0-5	5
		15	0	19.45	19.10	18.93	0-5	5

LTE Band 66 _ 5 MHz Bandwidth

Bandwidth	Modulation	RB Size	RB Offset	Max. Average Power [dBm]			MPR Allowed Per 3GPP [dB]	MPR [dB]
				131997 Ch. 1712.5 MHz	132322Ch. 1745 MHz	132647 Ch. 1777.5 MHz		
5 MHz	QPSK	1	0	24.18	24.11	23.85	0	0
		1	12	24.21	24.19	23.92	0	0
		1	24	24.29	24.09	23.82	0	0
		12	0	23.38	23.12	22.97	0-1	1
		12	6	23.37	23.15	22.91	0-1	1
		12	11	23.38	23.16	22.92	0-1	1
	16QAM	25	0	23.41	23.23	23.00	0-1	1
		1	0	23.50	23.31	23.10	0-1	1
		1	12	23.43	23.12	22.74	0-1	1
		1	24	23.47	23.17	22.88	0-1	1
		12	0	22.40	22.15	21.97	0-2	2
		12	6	22.43	22.15	21.98	0-2	2
	64QAM	12	11	22.45	22.13	21.95	0-2	2
		25	0	22.40	22.17	21.96	0-2	2
		1	0	22.52	22.32	22.15	0-2	2
		1	12	22.55	22.43	22.09	0-2	2
		1	24	22.54	22.26	22.02	0-2	2
		12	0	21.45	21.14	20.98	0-3	3
	256QAM	12	6	21.47	21.14	20.93	0-3	3
		12	11	21.44	21.09	20.98	0-3	3
		25	0	21.40	21.13	20.93	0-3	3
		1	0	19.51	19.18	19.08	0-5	5
		1	12	19.69	19.41	19.26	0-5	5
		1	24	19.58	19.32	18.99	0-5	5
		12	0	19.41	19.17	18.96	0-5	5
		12	6	19.39	19.14	18.93	0-5	5
		12	11	19.40	19.15	18.94	0-5	5
		25	0	19.41	19.16	18.94	0-5	5

LTE Band 66 _ 10 MHz Bandwidth

Bandwidth	Modulation	RB Size	RB Offset	Max. Average Power [dBm]			MPR Allowed Per 3GPP [dB]	MPR [dB]	
				132022 Ch. 1715 MHz	132322 Ch. 1745 MHz	132622 Ch. 1775 MHz			
10 MHz	QPSK	1	0	24.25	24.16	23.95	0	0	
		1	24	24.22	24.24	24.00	0	0	
		1	49	24.30	24.04	23.83	0	0	
		25	0	23.45	23.24	23.03	0-1	1	
		25	12	23.42	23.22	23.05	0-1	1	
		25	24	23.43	23.19	23.04	0-1	1	
	16QAM	50	0	23.47	23.29	23.11	0-1	1	
		1	0	23.53	23.31	23.16	0-1	1	
		1	24	23.42	23.26	23.09	0-1	1	
		1	49	23.47	23.24	23.01	0-1	1	
		25	0	22.40	22.22	22.03	0-2	2	
		25	12	22.40	22.20	22.00	0-2	2	
	64QAM	25	24	22.44	22.16	21.98	0-2	2	
		50	0	22.45	22.24	22.03	0-2	2	
		1	0	22.57	22.32	22.09	0-2	2	
		1	24	22.57	22.18	22.24	0-2	2	
		1	49	22.55	22.19	22.02	0-2	2	
		25	0	21.40	21.18	21.02	0-3	3	
	256QAM	25	12	21.38	21.19	21.03	0-3	3	
		25	24	21.39	21.12	20.98	0-3	3	
		25	24	21.39	21.12	20.98	0-3	3	
		50	0	21.42	21.22	21.03	0-3	3	
		1	0	19.48	19.38	19.05	0-5	5	
		1	24	19.57	19.27	19.26	0-5	5	
		256QAM	1	49	19.52	19.16	19.09	0-5	5
			25	0	19.43	19.17	19.00	0-5	5
			25	12	19.41	19.18	19.00	0-5	5
			25	24	19.41	19.21	18.97	0-5	5
			50	0	19.44	19.21	18.99	0-5	5

LTE Band 66 _ 15 MHz Bandwidth

Bandwidth	Modulation	RB Size	RB Offset	Max. Average Power [dBm]			MPR Allowed Per 3GPP [dB]	MPR [dB]
				132047 Ch. 1717.5 MHz	132322 Ch. 1745 MHz	132597 Ch. 1772.5 MHz		
15 MHz	QPSK	1	0	24.31	24.19	23.98	0	0
		1	36	24.28	24.19	24.00	0	0
		1	74	24.30	24.09	23.86	0	0
		36	0	23.40	23.26	23.05	0-1	1
		36	18	23.36	23.20	23.01	0-1	1
		36	39	23.35	23.22	23.02	0-1	1
	16QAM	75	0	23.46	23.24	23.06	0-1	1
		1	0	23.53	23.37	23.31	0-1	1
		1	36	23.56	23.24	23.11	0-1	1
		1	74	23.40	23.37	23.05	0-1	1
		36	0	22.44	22.26	22.05	0-2	2
		36	18	22.41	22.21	22.06	0-2	2
	64QAM	36	39	22.43	22.18	22.00	0-2	2
		75	0	22.40	22.24	22.04	0-2	2
		1	0	22.56	22.40	22.21	0-2	2
		1	36	22.72	22.57	22.30	0-2	2
		1	74	22.59	22.36	22.09	0-2	2
		36	0	21.43	21.25	21.10	0-3	3
	256QAM	36	18	21.42	21.22	21.06	0-3	3
		36	39	21.40	21.19	20.99	0-3	3
		75	0	21.43	21.20	21.08	0-3	3
		1	0	19.60	19.44	19.23	0-5	5
		1	36	19.66	19.31	19.24	0-5	5
		1	74	19.59	19.23	19.10	0-5	5
		36	0	19.46	19.27	19.09	0-5	5
		36	18	19.46	19.24	19.04	0-5	5
		36	39	19.44	19.19	19.01	0-5	5
		75	0	19.39	19.18	19.01	0-5	5

LTE Band 66 _ 20 MHz Bandwidth

Bandwidth	Modulation	RB Size	RB Offset	Max. Average Power [dBm]			MPR Allowed Per 3GPP [dB]	MPR [dB]	
				132072 Ch. 1720 MHz	132322 Ch. 1745 MHz	132572 Ch. 1770 MHz			
20 MHz	QPSK	1	0	24.22	24.23	24.02	0	0	
		1	49	24.19	24.22	24.06	0	0	
		1	99	24.18	24.08	23.85	0	0	
		50	0	23.51	23.31	23.15	0-1	1	
		50	25	23.42	23.30	23.15	0-1	1	
		50	49	23.35	23.32	23.11	0-1	1	
	16QAM	100	0	23.41	23.27	23.14	0-1	1	
		1	0	23.42	23.34	23.24	0-1	1	
		1	49	23.46	23.29	23.10	0-1	1	
		1	99	23.50	23.32	23.10	0-1	1	
		50	0	22.40	22.31	22.12	0-2	2	
		50	25	22.44	22.25	22.08	0-2	2	
	64QAM	50	49	22.37	22.23	22.07	0-2	2	
		100	0	22.40	22.22	22.08	0-2	2	
		1	0	22.65	22.47	22.19	0-2	2	
		1	49	22.58	22.35	22.17	0-2	2	
		1	99	22.53	22.27	22.16	0-2	2	
		50	0	21.46	21.30	21.13	0-3	3	
	256QAM	50	25	21.43	21.26	21.08	0-3	3	
		50	49	21.39	21.27	21.06	0-3	3	
		100	0	21.39	21.23	21.08	0-3	3	
		1	0	19.57	19.37	19.24	0-5	5	
		1	49	19.55	19.32	19.20	0-5	5	
		1	99	19.66	19.37	19.12	0-5	5	
		256QAM	50	0	19.45	19.30	19.13	0-5	5
			50	25	19.39	19.22	19.11	0-5	5
			50	49	19.35	19.19	19.04	0-5	5
100			0	19.39	19.22	19.08	0-5	5	

[LTE Band 66 Conducted Power] - Upper

LTE Band 66 _ 1.4 MHz Bandwidth

Bandwidth	Modulation	RB Size	RB Offset	Max. Average Power [dBm]			MPR Allowed Per 3GPP [dB]	MPR [dB]
				131979Ch. 1710.7 MHz	132322 Ch. 1745 MHz	132665 Ch. 1779.3 MHz		
1.4 MHz	QPSK	1	0	24.11	23.86	24.10	0	0
		1	3	24.16	23.86	24.15	0	0
		1	5	24.15	23.88	24.17	0	0
		3	0	24.14	23.97	23.96	0	0
		3	1	24.16	23.94	23.93	0	0
		3	3	24.18	23.97	23.99	0	0
	16QAM	6	0	23.25	22.95	22.88	0-1	1
		1	0	23.29	23.14	23.28	0-1	1
		1	3	23.31	23.09	23.28	0-1	1
		1	5	23.26	23.11	23.22	0-1	1
		3	0	23.28	22.99	22.89	0-1	1
		3	1	23.31	22.96	22.90	0-1	1
	64QAM	3	3	23.29	22.97	22.89	0-1	1
		6	0	22.24	21.93	21.90	0-2	2
		1	0	22.35	22.09	22.09	0-2	2
		1	3	22.42	22.07	22.10	0-2	2
		1	5	22.39	22.06	22.07	0-2	2
		3	0	22.28	22.01	21.96	0-2	2
	256QAM	3	1	22.25	22.03	22.00	0-2	2
		3	3	22.31	22.01	21.97	0-2	2
		6	0	21.24	20.91	20.81	0-3	3
		1	0	19.36	19.17	19.32	0-5	5
		1	3	19.38	19.17	19.35	0-5	5
		1	5	19.34	19.11	19.37	0-5	5
		3	0	19.32	18.98	18.97	0-5	5
		3	1	19.31	18.97	19.00	0-5	5
		3	3	19.33	18.96	18.96	0-5	5
		6	0	19.29	18.98	18.87	0-5	5

LTE Band 66 _ 3 MHz Bandwidth

Bandwidth	Modulation	RB Size	RB Offset	Max. Average Power [dBm]			MPR Allowed Per 3GPP [dB]	MPR [dB]
				131987 Ch. 1711.5 MHz	132322 Ch. 1745 MHz	132657 Ch. 1778.5 MHz		
3 MHz	QPSK	1	0	24.10	23.78	23.80	0	0
		1	7	24.14	23.79	23.81	0	0
		1	14	24.13	23.83	23.77	0	0
		8	0	23.34	23.07	23.00	0-1	1
		8	3	23.31	23.02	22.95	0-1	1
		8	7	23.31	23.08	22.99	0-1	1
	16QAM	15	0	23.28	23.06	23.05	0-1	1
		1	0	23.18	23.08	23.13	0-1	1
		1	7	23.16	23.05	23.08	0-1	1
		1	14	23.17	23.05	23.07	0-1	1
		8	0	22.24	22.05	21.96	0-2	2
		8	3	22.23	22.05	21.96	0-2	2
	64QAM	8	7	22.25	22.05	21.97	0-2	2
		15	0	22.24	22.06	21.95	0-2	2
		1	0	22.10	21.97	22.01	0-2	2
		1	7	22.14	22.01	22.04	0-2	2
		1	14	22.10	21.98	22.02	0-2	2
		8	0	21.17	21.04	20.90	0-3	3
	256QAM	8	3	21.19	21.03	20.88	0-3	3
		8	7	21.17	21.06	20.91	0-3	3
		15	0	21.26	21.14	20.94	0-3	3
		1	0	19.29	18.99	19.00	0-5	5
		1	7	19.30	18.97	19.01	0-5	5
		1	14	19.26	18.98	18.93	0-5	5
		8	0	19.20	19.05	18.96	0-5	5
		8	3	19.18	19.08	18.94	0-5	5
		8	7	19.17	19.06	18.99	0-5	5
		15	0	19.16	19.10	19.03	0-5	5

LTE Band 66 _ 5 MHz Bandwidth

Bandwidth	Modulation	RB Size	RB Offset	Max. Average Power [dBm]			MPR Allowed Per 3GPP [dB]	MPR [dB]
				131997 Ch. 1712.5 MHz	132322Ch. 1745 MHz	132647 Ch. 1777.5 MHz		
5 MHz	QPSK	1	0	24.12	24.09	23.92	0	0
		1	12	24.17	24.14	23.98	0	0
		1	24	24.14	24.12	23.97	0	0
		12	0	23.17	23.15	22.90	0-1	1
		12	6	23.18	23.12	22.94	0-1	1
		12	11	23.18	23.17	22.96	0-1	1
	16QAM	25	0	23.20	23.19	22.98	0-1	1
		1	0	23.25	23.23	23.02	0-1	1
		1	12	23.24	23.20	23.00	0-1	1
		1	24	23.18	23.26	23.06	0-1	1
		12	0	22.22	22.11	21.97	0-2	2
		12	6	22.22	22.12	21.97	0-2	2
	64QAM	12	11	22.24	22.17	21.95	0-2	2
		25	0	22.23	22.14	21.97	0-2	2
		1	0	22.25	22.21	22.03	0-2	2
		1	12	22.19	22.15	22.01	0-2	2
		1	24	22.20	22.16	22.01	0-2	2
		12	0	21.28	21.05	20.89	0-3	3
	256QAM	12	6	21.26	21.07	20.94	0-3	3
		12	11	21.25	21.08	20.88	0-3	3
		25	0	21.23	21.01	21.10	0-3	3
		1	0	19.30	19.18	19.04	0-5	5
		1	12	19.34	19.15	18.98	0-5	5
		1	24	19.31	19.17	19.01	0-5	5
		12	0	19.22	19.11	19.00	0-5	5
		12	6	19.26	19.13	18.94	0-5	5
		12	11	19.20	19.09	18.98	0-5	5
		25	0	19.20	19.14	18.99	0-5	5

LTE Band 66 _ 10 MHz Bandwidth

Bandwidth	Modulation	RB Size	RB Offset	Max. Average Power [dBm]			MPR Allowed Per 3GPP [dB]	MPR [dB]
				132022 Ch. 1715 MHz	132322 Ch. 1745 MHz	132622 Ch. 1775 MHz		
10 MHz	QPSK	1	0	24.16	24.03	23.90	0	0
		1	24	24.18	23.96	23.90	0	0
		1	49	24.14	23.97	23.94	0	0
		25	0	23.31	23.01	23.12	0-1	1
		25	12	23.31	23.05	23.19	0-1	1
		25	24	23.29	23.05	23.13	0-1	1
	16QAM	50	0	23.30	23.07	23.14	0-1	1
		1	0	23.24	23.15	23.27	0-1	1
		1	24	23.27	23.17	23.23	0-1	1
		1	49	23.30	23.17	23.26	0-1	1
		25	0	22.29	22.01	21.95	0-2	2
		25	12	22.30	22.00	22.00	0-2	2
	64QAM	25	24	22.30	21.98	22.01	0-2	2
		50	0	22.22	22.00	22.02	0-2	2
		1	0	22.32	22.20	22.11	0-2	2
		1	24	22.30	22.24	22.14	0-2	2
		1	49	22.29	22.18	22.14	0-2	2
		25	0	21.33	20.99	20.94	0-3	3
	256QAM	25	12	21.31	20.97	20.92	0-3	3
		25	24	21.34	21.01	20.97	0-3	3
		50	0	21.27	20.98	21.07	0-3	3
		1	0	19.34	19.14	19.09	0-5	5
		1	24	19.38	19.16	19.14	0-5	5
		1	49	19.37	19.12	19.09	0-5	5
		25	0	19.28	19.00	19.08	0-5	5
		25	12	19.30	19.03	19.02	0-5	5
		25	24	19.24	19.01	19.01	0-5	5
		50	0	19.21	19.03	19.06	0-5	5

LTE Band 66 _ 15 MHz Bandwidth

Bandwidth	Modulation	RB Size	RB Offset	Max. Average Power [dBm]			MPR Allowed Per 3GPP [dB]	MPR [dB]
				132047 Ch. 1717.5 MHz	132322 Ch. 1745 MHz	132597 Ch. 1772.5 MHz		
15 MHz	QPSK	1	0	24.00	23.97	23.79	0	0
		1	36	23.97	23.92	23.76	0	0
		1	74	23.96	23.96	23.80	0	0
		36	0	23.10	23.08	22.97	0-1	1
		36	18	23.16	23.05	22.93	0-1	1
		36	39	23.09	23.08	22.92	0-1	1
	16QAM	75	0	23.16	23.00	22.86	0-1	1
		1	0	23.13	23.18	22.93	0-1	1
		1	36	23.13	23.18	22.99	0-1	1
		1	74	23.11	23.18	22.98	0-1	1
		36	0	22.05	21.99	21.86	0-2	2
		36	18	22.08	22.00	21.81	0-2	2
	64QAM	36	39	22.07	22.01	21.84	0-2	2
		75	0	22.06	22.01	21.83	0-2	2
		1	0	22.13	22.09	21.98	0-2	2
		1	36	22.16	22.04	22.01	0-2	2
		1	74	22.20	22.04	21.96	0-2	2
		36	0	21.09	21.01	20.86	0-3	3
	256QAM	36	18	21.15	20.98	20.83	0-3	3
		36	39	21.11	20.97	20.87	0-3	3
		75	0	21.11	20.98	20.88	0-3	3
		1	0	19.35	19.16	18.96	0-5	5
		1	36	19.31	19.16	18.94	0-5	5
		1	74	19.30	19.20	18.99	0-5	5
		36	0	19.17	19.01	18.91	0-5	5
		36	18	19.19	19.02	18.86	0-5	5
		36	39	19.15	19.01	18.88	0-5	5
		75	0	19.16	19.00	18.89	0-5	5

LTE Band 66 _ 20 MHz Bandwidth

Bandwidth	Modulation	RB Size	RB Offset	Max. Average Power [dBm]			MPR Allowed Per 3GPP [dB]	MPR [dB]
				132072 Ch. 1720 MHz	132322 Ch. 1745 MHz	132572 Ch. 1770 MHz		
20 MHz	QPSK	1	0	23.98	23.98	23.94	0	0
		1	49	24.06	23.99	23.96	0	0
		1	99	24.04	23.93	23.94	0	0
		50	0	23.21	22.93	23.01	0-1	1
		50	25	23.20	22.93	23.05	0-1	1
		50	49	23.16	22.97	22.99	0-1	1
	16QAM	100	0	23.15	22.73	23.06	0-1	1
		1	0	23.16	23.07	23.06	0-1	1
		1	49	23.16	23.03	23.08	0-1	1
		1	99	23.17	23.02	23.08	0-1	1
		50	0	22.09	21.91	22.02	0-2	2
		50	25	22.05	21.90	21.99	0-2	2
	64QAM	50	49	22.08	21.91	22.03	0-2	2
		100	0	22.03	21.74	21.89	0-2	2
		1	0	22.25	22.20	22.04	0-2	2
		1	49	22.24	22.15	21.99	0-2	2
		1	99	22.29	22.17	22.05	0-2	2
		50	0	21.15	20.85	20.98	0-3	3
	256QAM	50	25	21.21	20.86	21.00	0-3	3
		50	49	21.20	20.85	21.01	0-3	3
		100	0	21.13	20.61	20.92	0-3	3
		1	0	19.13	19.12	19.01	0-5	5
		1	49	19.16	19.17	18.99	0-5	5
		1	99	19.17	19.13	19.04	0-5	5
		50	0	19.15	19.01	19.03	0-5	5
		50	25	19.12	19.00	18.96	0-5	5
		50	49	19.16	19.03	19.01	0-5	5
		100	0	19.19	18.65	18.93	0-5	5

The EUT enables maximum power reduction in accordance with 3GPP 36.101. The MPR settings are configured during the manufacture process and are not configurable by the network, carrier, or end user.

11.3.2 LTE Reduced Conducted Power(Hotspot, Earjack Insert, Grip Sensor Mode)

[LTE Band 2 Conducted Power]

LTE Band 2 _ 1.4 MHz Bandwidth

Bandwidth	Modulation	RB Size	RB Offset	Reduced Power [dBm]			MPR [dB]
				18607 Ch. 1850.7 MHz	18900 Ch. 1880 MHz	19193 Ch. 1909.3 MHz	
1.4 MHz	QPSK	1	0	20.00	19.80	19.18	0
		1	3	19.89	19.70	19.11	0
		1	5	19.95	19.80	19.18	0
		3	0	19.95	19.79	19.18	0
		3	1	19.91	19.78	19.07	0
		3	3	19.92	19.78	19.20	0
		6	0	19.98	19.82	19.18	0
	16QAM	1	0	20.11	19.92	19.41	0
		1	3	20.04	19.88	19.33	0
		1	5	19.99	19.98	19.28	0
		3	0	20.04	19.82	19.22	0
		3	1	19.98	19.89	19.23	0
		3	3	20.01	19.85	19.30	0
		6	0	19.97	19.79	19.18	0
	64QAM	1	0	20.18	19.89	19.36	0
		1	3	20.09	19.82	19.24	0
		1	5	20.11	19.89	19.35	0
		3	0	20.06	19.85	19.26	0
		3	1	20.01	19.78	19.20	0
		3	3	20.09	19.80	19.15	0
		6	0	19.98	19.76	19.17	0
	256QAM	1	0	19.12	19.00	18.41	1
		1	3	18.95	18.95	18.27	1
		1	5	19.05	19.01	18.31	1
		3	0	19.09	19.03	18.27	1
		3	1	19.07	18.83	18.20	1
		3	3	19.10	18.94	18.33	1
		6	0	19.06	18.88	18.25	1

LTE Band 2_ 3 MHz Bandwidth

Bandwidth	Modulation	RB Size	RB Offset	Reduced Power [dBm]			MPR [dB]	
				18615 Ch. 1851.5 MHz	18900 Ch. 1880 MHz	19185 Ch. 1908.5 MHz		
3 MHz	QPSK	1	0	20.03	19.50	19.26	0	
		1	7	20.06	19.54	19.27	0	
		1	14	19.93	19.43	19.19	0	
		8	0	19.98	19.45	19.23	0	
		8	3	20.09	19.50	19.26	0	
		8	7	20.01	19.47	19.22	0	
	16QAM	15	0	20.01	19.50	19.26	0	
		1	0	20.23	19.58	19.40	0	
		1	7	19.92	19.56	19.24	0	
		1	14	20.06	19.70	19.39	0	
		8	0	20.03	19.48	19.21	0	
		8	3	20.05	19.51	19.29	0	
	64QAM	8	7	19.96	19.47	19.21	0	
		15	0	20.03	19.44	19.25	0	
		1	0	20.15	19.59	19.39	0	
		1	7	20.10	19.61	19.16	0	
		1	14	20.10	19.57	19.30	0	
		8	0	20.00	19.44	19.20	0	
	256QAM	8	3	19.94	19.43	19.13	0	
		8	7	19.98	19.39	19.17	0	
		15	0	20.03	19.48	19.22	0	
		1	0	19.12	18.57	18.33	1	
		1	7	19.31	18.66	18.50	1	
		1	14	19.11	18.64	18.47	1	
			8	0	19.11	18.52	18.24	1
			8	3	19.04	18.53	18.30	1
			8	7	19.04	18.46	18.27	1
			15	0	19.00	18.54	18.29	1

LTE Band 2_ 5 MHz Bandwidth

Bandwidth	Modulation	RB Size	RB Offset	Reduced Power [dBm]			MPR [dB]
				18625 Ch. 1852.5 MHz	18900 Ch. 1880 MHz	19175 Ch. 1907.5 MHz	
5 MHz	QPSK	1	0	20.01	19.49	19.26	0
		1	12	20.07	19.56	19.32	0
		1	24	19.93	19.47	19.28	0
		12	0	20.07	19.50	19.32	0
		12	6	20.05	19.51	19.29	0
		12	11	20.03	19.52	19.30	0
		25	0	20.03	19.55	19.34	0
	16QAM	1	0	20.15	19.67	19.37	0
		1	12	20.10	19.59	19.24	0
		1	24	20.03	19.60	19.38	0
		12	0	20.08	19.47	19.23	0
		12	6	20.05	19.51	19.27	0
		12	11	20.00	19.48	19.26	0
		25	0	20.05	19.53	19.32	0
	64QAM	1	0	20.35	19.67	19.50	0
		1	12	20.14	19.72	19.45	0
		1	24	20.14	19.62	19.37	0
		12	0	20.03	19.48	19.24	0
		12	6	20.02	19.50	19.21	0
		12	11	20.04	19.47	19.25	0
		25	0	19.96	19.47	19.28	0
	256QAM	1	0	19.31	18.63	18.43	1
		1	12	19.22	18.66	18.51	1
		1	24	19.16	18.77	18.47	1
		12	0	19.08	18.56	18.32	1
		12	6	19.04	18.55	18.34	1
		12	11	19.05	18.54	18.34	1
		25	0	19.02	18.51	18.32	1

LTE Band 2 _ 10 MHz Bandwidth

Bandwidth	Modulation	RB Size	RB Offset	Reduced Power [dBm]			MPR [dB]
				18650 Ch. 1855 MHz	18900 Ch. 1880 MHz	19150 Ch. 1905 MHz	
10 MHz	QPSK	1	0	20.07	19.59	19.36	0
		1	24	20.01	19.52	19.35	0
		1	49	19.83	19.45	19.30	0
		25	0	20.05	19.65	19.42	0
		25	12	20.00	19.54	19.40	0
		25	24	20.00	19.51	19.43	0
	16QAM	50	0	20.07	19.62	19.48	0
		1	0	20.29	19.71	19.40	0
		1	24	20.09	19.65	19.44	0
		1	49	20.07	19.70	19.43	0
		25	0	20.04	19.60	19.39	0
		25	12	20.00	19.53	19.36	0
	64QAM	25	24	20.00	19.55	19.37	0
		50	0	20.07	19.59	19.42	0
		1	0	20.25	19.74	19.44	0
		1	24	19.99	19.58	19.34	0
		1	49	19.99	19.66	19.42	0
		25	0	20.01	19.60	19.35	0
	256QAM	25	12	19.95	19.51	19.35	0
		25	24	19.94	19.50	19.35	0
		50	0	20.03	19.60	19.39	0
		1	0	19.22	18.76	18.55	1
		1	24	19.13	18.63	18.57	1
		1	49	19.10	18.68	18.51	1
	25	0	19.04	18.63	18.40	1	
	25	12	19.02	18.57	18.40	1	
	25	24	18.99	18.54	18.42	1	
	50	0	19.02	18.60	18.38	1	

LTE Band 2 _ 15 MHz Bandwidth

Bandwidth	Modulation	RB Size	RB Offset	Reduced Power [dBm]			MPR [dB]
				18675 Ch. 1857.5 MHz	18900 Ch. 1880 MHz	19125 Ch. 1902.5 MHz	
15 MHz	QPSK	1	0	20.07	20.31	20.01	0
		1	36	19.94	20.28	20.05	0
		1	74	19.84	20.18	20.03	0
		36	0	20.06	20.35	20.14	0
		36	18	20.00	20.28	20.12	0
		36	39	19.98	20.25	20.08	0
	16QAM	75	0	20.00	20.31	20.11	0
		1	0	20.40	20.44	20.15	0
		1	36	20.13	20.33	20.14	0
		1	74	19.97	20.37	20.03	0
		36	0	20.04	20.31	20.05	0
		36	18	19.98	20.24	20.07	0
	64QAM	36	39	19.89	20.23	20.04	0
		75	0	19.97	20.27	20.07	0
		1	0	20.26	20.38	20.28	0
		1	36	20.02	20.44	20.08	0
		1	74	19.91	20.32	20.13	0
		36	0	20.07	20.30	20.05	0
	256QAM	36	18	19.96	20.27	20.04	0
		36	39	19.88	20.21	20.02	0
		75	0	19.97	20.24	20.07	0
		1	0	19.29	19.46	19.18	1
		1	36	19.22	19.44	19.19	1
		1	74	19.01	19.35	19.30	1
	36	0	19.10	19.36	19.13	1	
	36	18	19.03	19.29	19.12	1	
	36	39	18.93	19.25	19.09	1	
	75	0	19.00	19.31	19.10	1	

LTE Band 2 _ 20 MHz Bandwidth

Bandwidth	Modulation	RB Size	RB Offset	Reduced Power [dBm]			MPR [dB]
				18700 Ch. 1860 MHz	18900 Ch. 1880 MHz	19100 Ch. 1900 MHz	
20 MHz	QPSK	1	0	20.38	20.35	20.06	0
		1	49	20.20	20.17	20.00	0
		1	99	19.82	20.04	19.96	0
		50	0	20.18	20.44	20.18	0
		50	25	20.10	20.34	20.18	0
		50	49	20.02	20.24	20.17	0
	16QAM	100	0	20.03	20.32	20.15	0
		1	0	20.40	20.44	20.17	0
		1	49	20.03	20.35	20.17	0
		1	99	19.96	20.27	20.06	0
		50	0	20.12	20.38	20.18	0
		50	25	20.04	20.32	20.16	0
	64QAM	50	49	19.95	20.29	20.14	0
		100	0	20.02	20.26	20.10	0
		1	0	20.39	20.43	20.26	0
		1	49	20.01	20.35	20.03	0
		1	99	19.85	20.26	20.09	0
		50	0	20.14	20.39	20.16	0
	256QAM	50	25	20.08	20.29	20.17	0
		50	49	19.97	20.23	20.11	0
		100	0	20.01	20.26	20.08	0
		1	0	19.40	19.49	19.29	1
		1	49	19.22	19.36	19.18	1
		1	99	19.01	19.34	19.31	1
	50	0	19.12	19.33	19.11	1	
	50	25	19.00	19.27	19.10	1	
	50	49	18.88	19.20	19.08	1	
	100	0	19.03	19.26	19.16	1	

[LTE Band 2 Conducted Power] - Upper

LTE Band 2 _ 1.4 MHz Bandwidth

Bandwidth	Modulation	RB Size	RB Offset	Reduced Power [dBm]			MPR [dB]
				18607 Ch. 1850.7 MHz	18900 Ch. 1880 MHz	19193 Ch. 1909.3 MHz	
1.4 MHz	QPSK	1	0	20.62	20.92	20.97	0
		1	3	20.65	20.93	21.01	0
		1	5	20.64	20.98	21.00	0
		3	0	20.71	20.92	21.01	0
		3	1	20.70	20.93	21.06	0
		3	3	20.64	20.98	21.11	0
		6	0	20.79	21.10	20.99	0
	16QAM	1	0	20.55	20.82	21.02	0
		1	3	20.55	20.78	21.05	0
		1	5	20.51	20.81	21.01	0
		3	0	20.69	20.78	21.00	0
		3	1	20.65	20.79	21.07	0
		3	3	20.66	20.87	21.00	0
		6	0	20.76	20.89	21.04	0
	64QAM	1	0	20.74	20.90	20.78	0
		1	3	20.71	20.85	20.94	0
		1	5	20.71	20.84	20.85	0
		3	0	20.57	20.62	20.97	0
		3	1	20.65	20.73	21.01	0
		3	3	20.65	20.69	21.03	0
		6	0	20.67	20.90	20.90	0
	256QAM	1	0	19.74	20.07	20.15	1
		1	3	19.83	20.08	20.15	1
		1	5	19.79	20.12	20.19	1
		3	0	19.75	19.91	20.11	1
		3	1	19.79	19.94	20.12	1
		3	3	19.78	20.02	20.05	1
		6	0	19.80	19.97	20.05	1

LTE Band 2_ 3 MHz Bandwidth

Bandwidth	Modulation	RB Size	RB Offset	Reduced Power [dBm]			MPR [dB]
				18615 Ch. 1851.5 MHz	18900 Ch. 1880 MHz	19185 Ch. 1908.5 MHz	
3 MHz	QPSK	1	0	20.67	20.96	21.02	0
		1	7	20.69	20.98	21.04	0
		1	14	20.72	20.99	21.03	0
		8	0	20.76	20.96	21.08	0
		8	3	20.70	21.00	21.09	0
		8	7	20.72	20.99	21.15	0
	15	0	20.83	21.12	21.02	0	
	16QAM	1	0	20.56	20.84	21.06	0
		1	7	20.61	20.84	21.08	0
		1	14	20.56	20.84	21.06	0
		8	0	20.76	20.86	21.05	0
		8	3	20.72	20.86	21.09	0
		8	7	20.72	20.89	21.04	0
	15	0	20.76	20.90	21.05	0	
	64QAM	1	0	20.76	20.96	20.86	0
		1	7	20.76	20.90	20.99	0
		1	14	20.75	20.92	20.92	0
		8	0	20.62	20.70	21.04	0
		8	3	20.69	20.77	21.06	0
		8	7	20.69	20.72	21.11	0
	15	0	20.74	20.90	20.96	0	
	256QAM	1	0	19.79	20.11	20.20	1
		1	7	19.83	20.08	20.17	1
		1	14	19.80	20.13	20.19	1
		8	0	19.77	19.97	20.15	1
		8	3	19.82	19.98	20.14	1
		8	7	19.79	20.03	20.12	1
	15	0	19.82	19.99	20.06	1	

LTE Band 2_ 5 MHz Bandwidth

Bandwidth	Modulation	RB Size	RB Offset	Reduced Power [dBm]			MPR [dB]
				18625 Ch. 1852.5 MHz	18900 Ch. 1880 MHz	19175 Ch. 1907.5 MHz	
5 MHz	QPSK	1	0	20.59	20.76	20.84	0
		1	12	20.60	20.79	20.83	0
		1	24	20.58	20.75	20.84	0
		12	0	20.65	20.85	20.95	0
		12	6	20.63	20.87	20.91	0
		12	11	20.64	20.83	20.90	0
		25	0	20.69	20.90	20.91	0
	16QAM	1	0	20.90	20.81	20.85	0
		1	12	20.88	20.84	20.85	0
		1	24	20.85	20.82	20.88	0
		12	0	20.65	20.77	20.76	0
		12	6	20.64	20.80	20.83	0
		12	11	20.66	20.76	20.81	0
		25	0	20.61	20.82	20.79	0
	64QAM	1	0	20.63	20.73	20.83	0
		1	12	20.61	20.78	20.80	0
		1	24	20.62	20.76	20.84	0
		12	0	20.62	20.70	20.77	0
		12	6	20.59	20.69	20.73	0
		12	11	20.59	20.74	20.72	0
		25	0	20.58	20.72	20.76	0
	256QAM	1	0	19.82	20.00	19.97	1
		1	12	19.80	20.00	19.97	1
		1	24	19.84	20.03	19.98	1
		12	0	19.67	19.95	19.98	1
		12	6	19.68	19.96	20.01	1
		12	11	19.70	19.97	19.97	1
		25	0	19.63	19.96	19.97	1

LTE Band 2_ 10 MHz Bandwidth

Bandwidth	Modulation	RB Size	RB Offset	Reduced Power [dBm]			MPR [dB]
				18650 Ch. 1855 MHz	18900 Ch. 1880 MHz	19150 Ch. 1905 MHz	
10 MHz	QPSK	1	0	20.61	20.85	20.99	0
		1	24	20.69	20.94	20.95	0
		1	49	20.64	20.83	21.02	0
		25	0	20.71	20.86	21.15	0
		25	12	20.78	20.98	21.12	0
		25	24	20.75	20.93	21.11	0
	16QAM	50	0	20.78	21.09	21.19	0
		1	0	20.76	20.86	20.97	0
		1	24	20.71	20.87	20.97	0
		1	49	20.71	20.77	20.91	0
		25	0	20.69	20.89	21.04	0
		25	12	20.71	20.92	21.07	0
	64QAM	25	24	20.71	20.84	21.09	0
		50	0	20.83	20.87	21.04	0
		1	0	20.75	20.93	21.03	0
		1	24	20.75	20.92	21.06	0
		1	49	20.72	20.96	21.01	0
		25	0	20.80	20.86	20.77	0
	256QAM	25	12	20.71	20.89	20.85	0
		25	24	20.71	20.89	20.85	0
		50	0	20.80	20.92	20.96	0
		1	0	19.93	20.09	20.15	1
		1	24	19.91	20.08	20.15	1
		1	49	19.94	20.07	20.14	1
	25	0	19.81	19.92	20.00	1	
	25	12	19.75	19.96	20.00	1	
	25	24	19.76	19.94	20.05	1	
	50	0	19.78	20.02	20.02	1	

LTE Band 2_ 15 MHz Bandwidth

Bandwidth	Modulation	RB Size	RB Offset	Reduced Power [dBm]			MPR [dB]
				18675 Ch. 1857.5 MHz	18900 Ch. 1880 MHz	19125 Ch. 1902.5 MHz	
15 MHz	QPSK	1	0	20.80	21.02	21.03	0
		1	36	20.79	20.96	21.00	0
		1	74	20.75	20.97	21.05	0
		36	0	20.86	21.11	21.13	0
		36	18	20.84	21.06	21.06	0
		36	39	20.82	21.10	21.09	0
	75	0	20.87	21.03	21.15	0	
	16QAM	1	0	21.10	21.11	21.32	0
		1	36	21.09	21.04	21.29	0
		1	74	21.13	21.09	21.29	0
		36	0	20.81	20.98	21.08	0
		36	18	20.76	20.99	21.09	0
		36	39	20.76	21.04	21.10	0
	75	0	20.76	20.93	21.08	0	
	64QAM	1	0	20.88	20.98	21.07	0
		1	36	20.88	20.98	21.14	0
		1	74	20.89	20.99	21.11	0
		36	0	20.85	20.94	21.10	0
		36	18	20.84	20.96	21.04	0
		36	39	20.86	20.99	21.08	0
	75	0	20.80	20.90	20.94	0	
	256QAM	1	0	19.98	20.05	20.38	1
		1	36	19.98	20.07	20.41	1
		1	74	19.97	20.08	20.43	1
36		0	19.89	20.04	20.09	1	
36		18	19.83	20.05	20.14	1	
36		39	19.87	20.01	20.15	1	
75	0	19.88	19.64	20.10	1		

LTE Band 2_ 20 MHz Bandwidth

Bandwidth	Modulation	RB Size	RB Offset	Reduced Power [dBm]			MPR [dB]
				18700 Ch. 1860 MHz	18900 Ch. 1880 MHz	19100 Ch. 1900 MHz	
20 MHz	QPSK	1	0	20.76	20.91	21.06	0
		1	49	20.73	20.96	21.05	0
		1	99	20.79	20.92	21.03	0
		50	0	20.86	21.04	21.14	0
		50	25	20.88	21.04	21.13	0
		50	49	20.84	21.06	21.16	0
	16QAM	100	0	20.87	20.99	21.10	0
		1	0	20.90	21.04	21.14	0
		1	49	20.92	21.04	21.14	0
		1	99	20.87	21.04	21.14	0
		50	0	20.76	20.95	21.05	0
		50	25	20.77	20.96	21.09	0
	64QAM	50	49	20.79	20.94	21.05	0
		100	0	20.82	20.97	21.06	0
		1	0	20.81	20.87	20.94	0
		1	49	20.79	20.93	21.01	0
		1	99	20.78	20.87	20.93	0
		50	0	20.85	21.00	21.10	0
	256QAM	50	25	20.90	21.00	21.12	0
		50	49	20.85	20.98	21.12	0
		100	0	20.83	20.92	21.01	0
		1	0	19.95	20.06	20.22	1
		1	49	20.00	20.08	20.23	1
		1	99	19.99	20.10	20.20	1
	50	0	19.84	20.03	20.19	1	
	50	25	19.82	20.02	20.19	1	
	50	49	19.84	20.05	20.16	1	
	100	0	19.85	20.11	20.09	1	

[LTE Band 4 Conducted Power]

LTE Band 4 _ 1.4 MHz Bandwidth

Bandwidth	Modulation	RB Size	RB Offset	Reduced Power [dBm]			MPR [dB]
				19957 Ch. 1710.7 MHz	20175 Ch. 1732.5 MHz	20393 Ch. 1754.3 MHz	
1.4 MHz	QPSK	1	0	20.14	20.00	19.82	0
		1	3	19.98	19.88	19.73	0
		1	5	20.16	20.00	19.85	0
		3	0	20.14	19.91	19.86	0
		3	1	20.03	19.81	19.80	0
		3	3	20.19	19.97	19.77	0
	16QAM	6	0	20.20	19.97	19.87	0
		1	0	20.33	20.17	20.05	0
		1	3	20.22	20.06	19.92	0
		1	5	20.30	20.16	19.99	0
		3	0	20.24	20.03	19.92	0
		3	1	20.27	20.09	19.82	0
	64QAM	3	3	20.23	19.99	19.86	0
		6	0	20.15	19.92	19.84	0
		1	0	20.24	20.15	19.98	0
		1	3	20.20	20.09	19.84	0
		1	5	20.34	19.98	19.94	0
		3	0	20.23	20.00	19.89	0
	256QAM	3	1	20.23	20.07	19.92	0
		3	3	20.22	20.04	19.87	0
		6	0	20.16	19.96	19.83	0
		1	0	19.38	19.19	18.96	1
		1	3	19.29	19.16	18.95	1
		1	5	19.38	19.21	19.01	1
		3	0	19.27	19.08	18.95	1
		3	1	19.20	19.06	18.83	1
		3	3	19.28	19.14	18.93	1
		6	0	19.29	19.08	18.93	1

LTE Band 4 _ 3 MHz Bandwidth

Bandwidth	Modulation	RB Size	RB Offset	Reduced Power [dBm]			MPR [dB]
				19965 Ch. 1711.5 MHz	20175 Ch. 1732.5 MHz	20385 Ch. 1753.5 MHz	
3 MHz	QPSK	1	0	20.16	20.01	19.86	0
		1	7	20.19	20.06	19.94	0
		1	14	20.12	19.94	19.82	0
		8	0	20.17	19.96	19.83	0
		8	3	20.16	20.02	19.86	0
		8	7	20.17	19.97	19.89	0
		15	0	20.18	20.02	19.88	0
	16QAM	1	0	20.27	20.18	19.95	0
		1	7	20.15	20.14	19.75	0
		1	14	20.26	20.12	19.98	0
		8	0	20.18	20.02	19.88	0
		8	3	20.17	20.03	19.85	0
		8	7	20.16	19.97	19.87	0
		15	0	20.13	19.98	19.81	0
	64QAM	1	0	20.16	20.13	19.95	0
		1	7	20.17	20.02	19.99	0
		1	14	20.17	20.03	19.92	0
		8	0	20.09	19.94	19.81	0
		8	3	20.08	19.90	19.79	0
		8	7	20.13	19.96	19.80	0
		15	0	20.12	19.97	19.83	0
	256QAM	1	0	19.38	19.08	18.97	1
		1	7	19.37	19.20	18.98	1
		1	14	19.27	19.21	18.89	1
		8	0	19.21	19.05	18.92	1
		8	3	19.25	19.05	18.95	1
		8	7	19.20	19.03	18.90	1
		15	0	19.20	19.08	18.89	1

LTE Band 4 _ 5 MHz Bandwidth

Bandwidth	Modulation	RB Size	RB Offset	Reduced Power [dBm]			MPR [dB]
				19975 Ch. 1712.5 MHz	20175 Ch. 1732.5 MHz	20375 Ch. 1752.5 MHz	
5 MHz	QPSK	1	0	20.19	20.01	19.86	0
		1	12	20.21	20.05	19.92	0
		1	24	20.10	19.94	19.87	0
		12	0	20.19	20.05	19.93	0
		12	6	20.15	20.03	19.91	0
		12	11	20.18	20.03	19.88	0
	16QAM	25	0	20.22	20.06	19.94	0
		1	0	20.26	20.12	19.94	0
		1	12	20.28	20.10	19.83	0
		1	24	20.24	20.19	19.98	0
		12	0	20.16	20.06	19.91	0
		12	6	20.17	19.99	19.81	0
	64QAM	12	11	20.15	20.03	19.86	0
		25	0	20.19	19.99	19.91	0
		1	0	20.30	20.11	19.93	0
		1	12	20.13	20.11	19.87	0
		1	24	20.25	20.15	19.90	0
		12	0	20.17	19.96	19.87	0
	256QAM	12	6	20.13	19.96	19.80	0
		12	11	20.16	19.98	19.86	0
		25	0	20.16	19.97	19.87	0
		1	0	19.36	19.24	19.06	1
		1	12	19.34	19.17	19.11	1
		1	24	19.39	19.18	19.08	1
		12	0	19.22	19.07	18.96	1
		12	6	19.22	19.07	18.95	1
		12	11	19.25	19.09	18.99	1
25		0	19.19	19.05	18.87	1	

LTE Band 4 _ 10 MHz Bandwidth

Bandwidth	Modulation	RB Size	RB Offset	Reduced Power [dBm]			MPR [dB]
				20000 Ch. 1715 MHz	20175 Ch. 1732.5 MHz	20350 Ch. 1750 MHz	
10 MHz	QPSK	1	0	20.14	20.06	19.84	0
		1	24	20.16	20.02	19.77	0
		1	49	20.10	19.98	19.74	0
		25	0	20.27	20.11	19.90	0
		25	12	20.26	20.07	19.92	0
		25	24	20.22	20.10	19.98	0
	16QAM	50	0	20.29	20.12	20.04	0
		1	0	20.25	20.29	20.20	0
		1	24	20.22	20.10	19.99	0
		1	49	20.39	20.06	19.95	0
		25	0	20.21	20.06	20.00	0
		25	12	20.17	20.08	19.98	0
	64QAM	25	24	20.17	20.05	19.96	0
		50	0	20.21	20.08	19.99	0
		1	0	20.15	20.29	20.16	0
		1	24	20.19	20.23	20.10	0
		1	49	20.21	20.18	20.03	0
		25	0	20.15	20.02	19.96	0
	256QAM	25	12	20.18	20.05	19.92	0
		25	24	20.14	20.03	19.92	0
		50	0	20.21	20.15	19.99	0
		1	0	19.39	19.27	19.21	1
		1	24	19.33	19.36	19.19	1
		1	49	19.39	19.33	19.20	1
		25	0	19.22	19.16	19.00	1
		25	12	19.24	19.10	18.98	1
		25	24	19.22	19.08	18.97	1
	50	0	19.20	19.09	18.99	1	

LTE Band 4 _ 15 MHz Bandwidth

Bandwidth	Modulation	RB Size	RB Offset	Reduced Power [dBm]			MPR [dB]
				20025 Ch. 1717.5 MHz	20175 Ch. 1732.5 MHz	20325 Ch. 1747.5 MHz	
15 MHz	QPSK	1	0	20.12	20.08	20.01	0
		1	36	20.17	20.06	19.97	0
		1	74	20.11	20.02	19.91	0
		36	0	20.21	20.11	20.02	0
		36	18	20.16	20.10	20.00	0
		36	39	20.19	20.09	19.97	0
		75	0	20.23	20.08	20.03	0
	16QAM	1	0	20.16	20.24	20.20	0
		1	36	20.10	20.00	19.95	0
		1	74	20.28	20.16	20.01	0
		36	0	20.18	20.10	20.02	0
		36	18	20.13	20.05	19.92	0
		36	39	20.14	20.04	19.93	0
		75	0	20.15	20.06	19.98	0
	64QAM	1	0	20.21	20.22	20.17	0
		1	36	20.17	20.10	20.07	0
		1	74	20.33	20.09	19.94	0
		36	0	20.17	20.10	19.98	0
		36	18	20.15	20.09	19.91	0
		36	39	20.15	20.02	19.91	0
		75	0	20.16	20.06	19.94	0
	256QAM	1	0	19.51	19.31	19.32	1
		1	36	19.35	19.22	19.14	1
		1	74	19.38	19.15	19.05	1
		36	0	19.23	19.17	19.03	1
		36	18	19.23	19.12	19.02	1
		36	39	19.22	19.09	18.97	1
75		0	19.17	19.07	19.00	1	

LTE Band 4 _ 20 MHz Bandwidth

Bandwidth	Modulation	RB Size	RB Offset	Reduced Power [dBm]			MPR [dB]
				20050 Ch. 1720 MHz	20175 Ch. 1732.5 MHz	20300 Ch. 1745 MHz	
20MHz	QPSK	1	0	20.16	20.04	19.97	0
		1	49	20.17	19.93	19.83	0
		1	99	20.09	19.79	19.73	0
		50	0	20.32	20.09	20.02	0
		50	25	20.22	19.99	19.96	0
		50	49	20.19	20.03	19.95	0
	16QAM	100	0	20.22	20.01	19.91	0
		1	0	20.29	20.13	20.04	0
		1	49	20.20	20.02	19.87	0
		1	99	20.26	20.06	19.86	0
		50	0	20.22	20.04	19.97	0
		50	25	20.22	20.02	19.91	0
	64QAM	50	49	20.15	19.97	19.91	0
		100	0	20.16	19.99	19.91	0
		1	0	20.23	20.25	20.17	0
		1	49	20.18	20.09	19.99	0
		1	99	20.17	19.94	19.87	0
		50	0	20.26	20.04	19.96	0
	256QAM	50	25	20.20	20.02	19.91	0
		50	49	20.18	19.96	19.91	0
		100	0	20.16	19.95	19.89	0
		1	0	19.33	19.29	19.16	1
		1	49	19.31	19.12	19.12	1
		1	99	19.18	19.06	18.94	1
	50	0	19.22	19.00	18.94	1	
	50	25	19.21	18.98	18.92	1	
	50	49	19.12	18.95	18.86	1	
	100	0	19.21	18.97	18.92	1	

[LTE Band 5 Conducted Power]

LTE Band 5 _ 1.4 MHz Bandwidth

Bandwidth	Modulation	RB Size	RB Offset	Reduced Power [dBm]			MPR Allowed Per 3GPP [dB]	MPR [dB]
				20407 Ch. 824.7 MHz	20525 Ch. 836.5 MHz	20643 Ch. 848.3 MHz		
1.4 MHz	QPSK	1	0	22.24	21.98	21.87	0	0
		1	3	22.17	21.88	21.77	0	0
		1	5	22.26	21.96	21.83	0	0
		3	0	22.27	21.95	21.87	0	0
		3	1	22.20	21.88	21.72	0	0
		3	3	22.24	22.00	21.80	0	0
	16QAM	6	0	22.22	22.06	21.84	0-1	0
		1	0	22.47	22.25	22.08	0-1	0
		1	3	22.38	22.13	21.90	0-1	0
		1	5	22.45	22.18	22.05	0-1	0
		3	0	22.35	22.09	21.99	0-1	0
		3	1	22.43	22.04	21.91	0-1	0
	64QAM	3	3	22.31	22.15	21.93	0-1	0
		6	0	22.23	22.01	21.88	0-2	0
		1	0	22.49	22.14	21.97	0-2	0
		1	3	22.36	22.04	22.05	0-2	0
		1	5	22.41	22.22	22.04	0-2	0
		3	0	22.37	22.09	21.95	0-2	0
	256QAM	3	1	22.31	22.10	21.90	0-2	0
		3	3	22.31	22.09	21.99	0-2	0
		6	0	22.28	22.04	21.91	0-3	0
		1	0	20.38	20.04	19.93	0-5	2
		1	3	20.27	20.02	19.87	0-5	2
		1	5	20.40	20.08	19.98	0-5	2
	3	0	20.27	20.05	19.89	0-5	2	
	3	1	20.19	20.03	19.87	0-5	2	
	3	3	20.34	20.06	19.91	0-5	2	
	6	0	20.23	20.00	19.90	0-5	2	

LTE Band 5_ 3 MHz Bandwidth

Bandwidth	Modulation	RB Size	RB Offset	Reduced Power [dBm]			MPR Allowed Per 3GPP [dB]	MPR [dB]
				20415 Ch. 825.5 MHz	20525 Ch. 836.5 MHz	20635 Ch. 847.5 MHz		
3 MHz	QPSK	1	0	22.27	22.05	21.87	0	0
		1	7	22.33	22.07	21.87	0	0
		1	14	22.25	21.96	21.83	0	0
		8	0	22.26	22.03	21.89	0-1	0
		8	3	22.25	22.07	21.89	0-1	0
		8	7	22.27	22.01	21.88	0-1	0
	16QAM	15	0	22.27	22.01	21.90	0-1	0
		1	0	22.43	22.25	22.16	0-1	0
		1	7	22.46	22.17	21.94	0-1	0
		1	14	22.41	22.18	22.11	0-1	0
		8	0	22.37	22.06	21.93	0-2	0
		8	3	22.35	22.08	21.96	0-2	0
	64QAM	8	7	22.30	22.14	21.92	0-2	0
		15	0	22.32	22.06	21.92	0-2	0
		1	0	22.47	22.22	22.07	0-2	0
		1	7	22.48	22.07	22.04	0-2	0
		1	14	22.39	22.01	22.12	0-2	0
		8	0	22.23	22.04	21.86	0-3	0
	256QAM	8	3	22.26	21.98	21.91	0-3	0
		8	7	22.25	22.07	21.88	0-3	0
		15	0	22.28	22.04	21.87	0-3	0
		1	0	20.41	20.15	20.07	0-5	2
		1	7	20.46	20.14	20.12	0-5	2
		1	14	20.37	20.09	20.03	0-5	2
		8	0	20.27	20.01	19.84	0-5	2
		8	3	20.26	20.08	19.94	0-5	2
		8	7	20.31	20.01	19.89	0-5	2
		15	0	20.26	20.01	19.86	0-5	2

LTE Band 5 _ 5 MHz Bandwidth

Bandwidth	Modulation	RB Size	RB Offset	Reduced Power [dBm]			MPR Allowed Per 3GPP [dB]	MPR [dB]
				20425 Ch. 826.5 MHz	20525 Ch. 836.5 MHz	20625 Ch. 846.5 MHz		
5 MHz	QPSK	1	0	22.27	22.01	21.88	0	0
		1	12	22.34	22.07	21.99	0	0
		1	24	22.27	22.00	21.86	0	0
		12	0	22.34	22.07	21.92	0-1	0
		12	6	22.32	22.05	21.95	0-1	0
		12	11	22.33	22.06	21.94	0-1	0
	16QAM	25	0	22.33	22.06	21.94	0-1	0
		1	0	22.42	22.24	22.07	0-1	0
		1	12	22.28	22.15	21.92	0-1	0
		1	24	22.33	22.13	21.92	0-1	0
		12	0	22.29	22.07	21.98	0-2	0
		12	6	22.32	22.06	21.94	0-2	0
	64QAM	12	11	22.32	22.05	21.91	0-2	0
		25	0	22.34	22.08	21.96	0-2	0
		1	0	22.44	22.26	22.10	0-2	0
		1	12	22.41	22.08	22.16	0-2	0
		1	24	22.43	22.13	22.09	0-2	0
		12	0	22.33	22.07	21.91	0-3	0
	256QAM	12	6	22.31	22.06	21.89	0-3	0
		12	11	22.34	22.07	21.92	0-3	0
		25	0	22.30	22.03	21.90	0-3	0
		1	0	20.47	20.27	20.11	0-5	2
		1	12	20.44	20.13	19.97	0-5	2
		1	24	20.41	20.22	20.06	0-5	2
		12	0	20.29	20.02	19.90	0-5	2
		12	6	20.30	20.02	19.92	0-5	2
		12	11	20.29	20.04	19.92	0-5	2
	25	0	20.32	20.03	19.91	0-5	2	

LTE Band 5 _ 10 MHz Bandwidth

Bandwidth	Modulation	RB Size	RB Offset	Reduced Power [dBm]	MPR Allowed Per 3GPP [dB]	MPR [dB]
				20525 Ch. 836.5 MHz		
10 MHz	QPSK	1	0	22.10	0	0
		1	24	22.00	0	0
		1	49	21.95	0	0
		25	0	22.09	0-1	0
		25	12	22.06	0-1	0
		25	24	22.08	0-1	0
		50	0	22.07	0-1	0
	16QAM	1	0	22.33	0-1	0
		1	24	22.19	0-1	0
		1	49	22.21	0-1	0
		25	0	22.08	0-2	0
		25	12	22.05	0-2	0
		25	24	22.02	0-2	0
		50	0	22.06	0-2	0
	64QAM	1	0	22.31	0-2	0
		1	24	22.26	0-2	0
		1	49	22.24	0-2	0
		25	0	22.06	0-3	0
		25	12	22.07	0-3	0
		25	24	22.03	0-3	0
		50	0	22.12	0-3	0
	256QAM	1	0	20.25	0-5	2
		1	24	20.15	0-5	2
		1	49	20.18	0-5	2
		25	0	20.05	0-5	2
		25	12	20.06	0-5	2
		25	24	20.02	0-5	2
50		0	20.03	0-5	2	

[LTE Band 66 Conducted Power]

LTE Band 66 _ 1.4 MHz Bandwidth

Bandwidth	Modulation	RB Size	RB Offset	Reduced Power [dBm]			MPR [dB]
				131979Ch. 1710.7 MHz	132322 Ch. 1745 MHz	132665 Ch. 1779.3 MHz	
1.4 MHz	QPSK	1	0	19.80	19.33	19.24	0
		1	3	19.76	19.23	19.19	0
		1	5	19.87	19.32	19.31	0
		3	0	19.89	19.29	19.28	0
		3	1	19.88	19.27	19.35	0
		3	3	19.84	19.36	19.40	0
	16QAM	6	0	19.94	19.43	19.48	0
		1	0	19.99	19.54	19.53	0
		1	3	19.94	19.41	19.45	0
		1	5	20.04	19.51	19.51	0
		3	0	19.81	19.43	19.45	0
		3	1	19.88	19.38	19.41	0
	64QAM	3	3	19.94	19.40	19.47	0
		6	0	19.91	19.48	19.46	0
		1	0	19.86	19.60	19.50	0
		1	3	19.77	19.48	19.50	0
		1	5	19.88	19.62	19.52	0
		3	0	19.77	19.48	19.44	0
	256QAM	3	1	19.78	19.38	19.47	0
		3	3	19.84	19.42	19.47	0
		6	0	19.79	19.42	19.38	0
		1	0	18.97	18.64	18.61	1
		1	3	18.95	18.52	18.53	1
		1	5	18.99	18.60	18.66	1
		3	0	19.00	18.60	18.58	1
		3	1	19.00	18.60	18.51	1
		3	3	18.93	18.49	18.56	1
		6	0	18.92	18.50	18.52	1

LTE Band 66 _ 3 MHz Bandwidth

Bandwidth	Modulation	RB Size	RB Offset	Reduced Power [dBm]			MPR [dB]
				131987 Ch. 1711.5 MHz	132322 Ch. 1745 MHz	132657 Ch. 1778.5 MHz	
3 MHz	QPSK	1	0	19.81	19.47	19.47	0
		1	7	19.92	19.56	19.56	0
		1	14	19.78	19.39	19.45	0
		8	0	19.81	19.45	19.47	0
		8	3	19.78	19.43	19.52	0
		8	7	19.85	19.43	19.48	0
	16QAM	15	0	19.84	19.46	19.49	0
		1	0	19.91	19.55	19.57	0
		1	7	19.52	19.18	19.46	0
		1	14	19.89	19.59	19.60	0
		8	0	19.85	19.42	19.47	0
		8	3	19.82	19.51	19.49	0
	64QAM	8	7	19.79	19.45	19.48	0
		15	0	19.78	19.42	19.47	0
		1	0	19.93	19.55	19.58	0
		1	7	20.02	19.57	19.65	0
		1	14	19.87	19.60	19.58	0
		8	0	19.73	19.35	19.42	0
	256QAM	8	3	19.75	19.39	19.41	0
		8	7	19.80	19.34	19.43	0
		15	0	19.73	19.37	19.44	0
		1	0	19.00	18.54	18.57	1
		1	7	19.14	18.75	18.71	1
		1	14	18.94	18.67	18.64	1
		8	0	18.87	18.48	18.49	1
		8	3	18.91	18.49	18.56	1
		8	7	18.86	18.51	18.50	1
		15	0	18.87	18.47	18.52	1

LTE Band 66 _ 5 MHz Bandwidth

Bandwidth	Modulation	RB Size	RB Offset	Reduced Power [dBm]			MPR [dB]
				131997 Ch. 1712.5 MHz	132322Ch. 1745 MHz	132647 Ch. 1777.5 MHz	
5 MHz	QPSK	1	0	19.64	19.42	19.42	0
		1	12	19.75	19.53	19.52	0
		1	24	19.69	19.47	19.43	0
		12	0	19.70	19.48	19.50	0
		12	6	19.67	19.45	19.47	0
		12	11	19.70	19.44	19.48	0
	16QAM	25	0	19.77	19.52	19.56	0
		1	0	19.95	19.63	19.58	0
		1	12	19.73	19.60	19.53	0
		1	24	19.86	19.53	19.62	0
		12	0	19.74	19.43	19.48	0
		12	6	19.80	19.47	19.47	0
	64QAM	12	11	19.80	19.40	19.46	0
		25	0	19.84	19.45	19.49	0
		1	0	19.79	19.47	19.49	0
		1	12	19.69	19.63	19.54	0
		1	24	19.87	19.54	19.56	0
		12	0	19.80	19.41	19.44	0
	256QAM	12	6	19.77	19.42	19.43	0
		12	11	19.78	19.39	19.40	0
		25	0	19.79	19.43	19.49	0
		1	0	18.87	18.63	18.65	1
		1	12	19.02	18.69	18.51	1
		1	24	18.99	18.61	18.62	1
		12	0	18.86	18.51	18.51	1
		12	6	18.85	18.49	18.48	1
		12	11	18.88	18.53	18.53	1
	25	0	18.81	18.50	18.50	1	

LTE Band 66 _ 10 MHz Bandwidth

Bandwidth	Modulation	RB Size	RB Offset	Reduced Power [dBm]			MPR [dB]
				132022 Ch. 1715 MHz	132322 Ch. 1745 MHz	132622 Ch. 1775 MHz	
10 MHz	QPSK	1	0	19.76	19.52	19.48	0
		1	24	19.84	19.48	19.50	0
		1	49	19.75	19.42	19.45	0
		25	0	19.89	19.55	19.56	0
		25	12	19.87	19.57	19.59	0
		25	24	19.83	19.56	19.56	0
		50	0	19.94	19.66	19.63	0
	16QAM	1	0	19.97	19.73	19.59	0
		1	24	19.90	19.58	19.47	0
		1	49	19.95	19.55	19.58	0
		25	0	19.80	19.51	19.52	0
		25	12	19.84	19.48	19.55	0
		25	24	19.80	19.46	19.53	0
		50	0	19.88	19.55	19.60	0
	64QAM	1	0	19.81	19.58	19.66	0
		1	24	19.85	19.67	19.61	0
		1	49	19.94	19.50	19.61	0
		25	0	19.81	19.47	19.52	0
		25	12	19.80	19.46	19.51	0
		25	24	19.80	19.48	19.52	0
		50	0	19.86	19.51	19.58	0
	256QAM	1	0	18.96	18.61	18.68	1
		1	24	19.07	18.72	18.62	1
		1	49	19.05	18.65	18.80	1
		25	0	18.83	18.50	18.54	1
		25	12	18.82	18.53	18.52	1
		25	24	18.84	18.53	18.54	1
		50	0	18.87	18.51	18.57	1

LTE Band 66 _ 15 MHz Bandwidth

Bandwidth	Modulation	RB Size	RB Offset	Reduced Power [dBm]			MPR [dB]
				132047 Ch. 1717.5 MHz	132322 Ch. 1745 MHz	132597 Ch. 1772.5 MHz	
15 MHz	QPSK	1	0	19.65	19.51	19.49	0
		1	36	19.77	19.54	19.63	0
		1	74	19.70	19.48	19.55	0
		36	0	19.72	19.54	19.61	0
		36	18	19.76	19.52	19.59	0
		36	39	19.83	19.54	19.59	0
		75	0	19.85	19.55	19.62	0
	16QAM	1	0	19.99	19.75	19.80	0
		1	36	19.89	19.57	19.70	0
		1	74	20.00	19.75	19.75	0
		36	0	19.79	19.53	19.53	0
		36	18	19.83	19.47	19.56	0
		36	39	19.84	19.51	19.59	0
		75	0	19.84	19.49	19.56	0
	64QAM	1	0	19.89	19.79	19.62	0
		1	36	19.91	19.67	19.65	0
		1	74	19.96	19.63	19.72	0
		36	0	19.79	19.52	19.54	0
		36	18	19.80	19.51	19.55	0
		36	39	19.83	19.51	19.54	0
		75	0	19.81	19.48	19.55	0
	256QAM	1	0	18.98	18.69	18.70	1
		1	36	19.14	18.73	18.76	1
		1	74	19.02	18.69	18.70	1
		36	0	18.90	18.53	18.58	1
		36	18	18.87	18.54	18.57	1
		36	39	18.88	18.59	18.60	1
		75	0	18.84	18.51	18.59	1

LTE Band 66 _ 20 MHz Bandwidth

Bandwidth	Modulation	RB Size	RB Offset	Reduced Power [dBm]			MPR [dB]
				132072 Ch. 1720 MHz	132322 Ch. 1745 MHz	132572 Ch. 1770 MHz	
20 MHz	QPSK	1	0	19.67	19.55	19.56	0
		1	49	19.64	19.49	19.55	0
		1	99	19.69	19.47	19.54	0
		50	0	19.87	19.59	19.65	0
		50	25	19.80	19.61	19.66	0
		50	49	19.80	19.64	19.64	0
	100	0	19.80	19.58	19.64	0	
	16QAM	1	0	19.89	19.69	19.79	0
		1	49	19.97	19.60	19.64	0
		1	99	20.09	19.66	19.74	0
		50	0	19.92	19.57	19.65	0
		50	25	19.90	19.57	19.60	0
		50	49	19.91	19.60	19.61	0
	64QAM	100	0	19.87	19.56	19.61	0
		1	0	19.96	19.69	19.62	0
		1	49	19.90	19.59	19.63	0
		1	99	20.08	19.66	19.70	0
		50	0	19.91	19.57	19.61	0
		50	25	19.91	19.56	19.61	0
	256QAM	50	49	19.89	19.56	19.64	0
		100	0	19.83	19.52	19.58	0
		1	0	18.98	18.79	18.86	1
		1	49	19.07	18.70	18.78	1
		1	99	18.93	18.67	18.74	1
		50	0	18.87	18.56	18.61	1
		50	25	18.85	18.58	18.59	1
		50	49	18.85	18.52	18.61	1
		100	0	18.86	18.54	18.61	1

[LTE Band 66 Conducted Power] -Upper

LTE Band 66 _ 1.4 MHz Bandwidth

Bandwidth	Modulation	RB Size	RB Offset	Reduced Power [dBm]			MPR [dB]
				131979Ch. 1710.7 MHz	132322 Ch. 1745 MHz	132665 Ch. 1779.3 MHz	
1.4 MHz	QPSK	1	0	20.06	20.06	19.82	0
		1	3	20.19	20.07	19.94	0
		1	5	20.12	20.01	19.83	0
		3	0	20.20	20.12	19.91	0
		3	1	20.17	20.10	19.86	0
		3	3	20.20	20.06	19.86	0
	16QAM	6	0	20.14	20.09	19.89	0
		1	0	20.28	20.21	20.14	0
		1	3	20.09	20.19	20.02	0
		1	5	20.27	19.99	20.01	0
		3	0	20.23	20.05	19.86	0
		3	1	20.22	20.03	19.79	0
	64QAM	3	3	20.08	19.96	19.95	0
		6	0	20.15	20.03	19.82	0
		1	0	20.21	20.06	19.87	0
		1	3	20.16	20.06	19.87	0
		1	5	20.21	19.94	19.88	0
		3	0	20.18	20.07	19.88	0
	256QAM	3	1	20.14	20.08	19.87	0
		3	3	20.20	19.99	19.84	0
		6	0	20.08	20.08	19.90	0
		1	0	19.31	19.17	18.94	1
		1	3	19.53	19.17	19.01	1
		1	5	19.28	19.26	18.89	1
		3	0	19.19	19.12	18.92	1
		3	1	19.17	19.11	18.92	1
		3	3	19.24	19.00	18.85	1
		6	0	19.19	19.05	18.80	1

LTE Band 66 _ 3 MHz Bandwidth

Bandwidth	Modulation	RB Size	RB Offset	Reduced Power [dBm]			MPR [dB]
				131987 Ch. 1711.5 MHz	132322 Ch. 1745 MHz	132657 Ch. 1778.5 MHz	
3 MHz	QPSK	1	0	20.10	20.06	19.81	0
		1	7	20.19	20.09	19.97	0
		1	14	20.15	19.96	19.82	0
		8	0	20.24	20.13	19.95	0
		8	3	20.12	20.11	19.86	0
		8	7	20.17	20.13	19.84	0
	16QAM	15	0	20.12	20.09	19.92	0
		1	0	20.32	20.24	20.09	0
		1	7	20.16	20.19	20.02	0
		1	14	20.31	19.99	19.99	0
		8	0	20.21	20.11	19.83	0
		8	3	20.21	20.06	19.82	0
	64QAM	8	7	20.12	19.99	19.95	0
		15	0	20.15	19.99	19.83	0
		1	0	20.20	20.08	19.90	0
		1	7	20.23	20.04	19.92	0
		1	14	20.19	19.96	19.87	0
		8	0	20.21	20.05	19.90	0
	256QAM	8	3	20.09	20.09	19.89	0
		8	7	20.18	19.96	19.86	0
		15	0	20.07	20.09	19.83	0
		1	0	19.26	19.21	18.97	1
		1	7	19.47	19.23	19.05	1
		1	14	19.30	19.27	18.95	1
		8	0	19.14	19.07	18.87	1
		8	3	19.12	19.04	18.88	1
		8	7	19.19	19.04	18.83	1
		15	0	19.17	19.11	18.80	1

LTE Band 66 _ 5 MHz Bandwidth

Bandwidth	Modulation	RB Size	RB Offset	Reduced Power [dBm]			MPR [dB]
				131997 Ch. 1712.5 MHz	132322Ch. 1745 MHz	132647 Ch. 1777.5 MHz	
5 MHz	QPSK	1	0	20.14	20.07	19.93	0
		1	12	20.24	20.18	19.98	0
		1	24	20.13	20.02	19.87	0
		12	0	20.24	20.15	20.00	0
		12	6	20.19	20.13	19.90	0
		12	11	20.27	20.15	19.89	0
	16QAM	25	0	20.20	20.13	19.92	0
		1	0	20.31	20.26	20.12	0
		1	12	20.20	20.22	20.08	0
		1	24	20.34	20.06	20.03	0
		12	0	20.24	20.12	19.96	0
		12	6	20.26	20.12	19.86	0
	64QAM	12	11	20.14	20.05	20.01	0
		25	0	20.18	20.09	19.89	0
		1	0	20.27	20.13	19.95	0
		1	12	20.23	20.10	19.91	0
		1	24	20.27	20.05	19.94	0
		12	0	20.22	20.15	19.90	0
	256QAM	12	6	20.12	20.13	19.91	0
		12	11	20.27	20.03	19.87	0
		25	0	20.18	20.11	19.90	0
		1	0	19.31	19.26	19.06	1
		1	12	19.56	19.25	19.10	1
		1	24	19.34	19.33	18.98	1
		12	0	19.20	19.16	18.92	1
		12	6	19.17	19.13	18.95	1
		12	11	19.27	19.05	18.85	1
25		0	19.21	19.11	18.89	1	

LTE Band 66 _ 10 MHz Bandwidth

Bandwidth	Modulation	RB Size	RB Offset	Reduced Power [dBm]			MPR [dB]
				132022 Ch. 1715 MHz	132322 Ch. 1745 MHz	132622 Ch. 1775 MHz	
10 MHz	QPSK	1	0	20.07	20.08	19.81	0
		1	24	20.23	20.11	19.96	0
		1	49	20.07	19.98	19.77	0
		25	0	20.18	20.10	19.95	0
		25	12	20.13	20.10	19.90	0
		25	24	20.21	20.13	19.80	0
		50	0	20.16	20.11	19.86	0
	16QAM	1	0	20.28	20.20	20.06	0
		1	24	20.16	20.20	20.01	0
		1	49	20.25	19.99	19.95	0
		25	0	20.19	20.06	19.87	0
		25	12	20.17	20.04	19.77	0
		25	24	20.13	19.95	19.90	0
		50	0	20.11	20.02	19.81	0
	64QAM	1	0	20.16	20.08	19.89	0
		1	24	20.20	20.09	19.84	0
		1	49	20.17	20.01	19.88	0
		25	0	20.21	20.08	19.91	0
		25	12	20.08	20.07	19.89	0
		25	24	20.17	20.02	19.81	0
		50	0	20.11	20.07	19.87	0
	256QAM	1	0	19.25	19.18	18.98	1
		1	24	19.48	19.17	19.04	1
		1	49	19.28	19.28	18.90	1
25		0	19.14	19.10	18.91	1	
25		12	19.15	19.10	18.93	1	
25		24	19.19	19.03	18.84	1	
50		0	19.16	19.07	18.86	1	

LTE Band 66 _ 15 MHz Bandwidth

Bandwidth	Modulation	RB Size	RB Offset	Reduced Power [dBm]			MPR [dB]
				132047 Ch. 1717.5 MHz	132322 Ch. 1745 MHz	132597 Ch. 1772.5 MHz	
15 MHz	QPSK	1	0	20.14	20.08	19.86	0
		1	36	20.22	20.05	19.95	0
		1	74	20.10	20.02	19.84	0
		36	0	20.19	20.07	19.96	0
		36	18	20.15	20.07	19.85	0
		36	39	20.24	20.11	19.85	0
		75	0	20.13	20.11	19.92	0
	16QAM	1	0	20.26	20.24	20.08	0
		1	36	20.16	20.16	20.06	0
		1	74	20.26	19.98	20.00	0
		36	0	20.25	20.08	19.91	0
		36	18	20.19	20.04	19.83	0
		36	39	20.09	20.02	19.91	0
		75	0	20.13	20.05	19.83	0
	64QAM	1	0	20.22	20.10	19.89	0
		1	36	20.18	20.03	19.85	0
		1	74	20.22	19.98	19.91	0
		36	0	20.17	20.11	19.85	0
		36	18	20.09	20.11	19.92	0
		36	39	20.15	19.95	19.84	0
		75	0	20.09	20.04	19.84	0
	256QAM	1	0	19.28	19.18	19.00	1
		1	36	19.49	19.19	18.99	1
		1	74	19.26	19.33	18.96	1
		36	0	19.17	19.12	18.95	1
		36	18	19.16	19.09	18.96	1
		36	39	19.20	19.02	18.84	1
		75	0	19.17	19.07	18.88	1

LTE Band 66 _ 20 MHz Bandwidth

Bandwidth	Modulation	RB Size	RB Offset	Reduced Power [dBm]			MPR [dB]
				132072 Ch. 1720 MHz	132322 Ch. 1745 MHz	132572 Ch. 1770 MHz	
20 MHz	QPSK	1	0	20.14	20.09	19.89	0
		1	49	20.26	20.13	19.98	0
		1	99	20.15	20.04	19.84	0
		50	0	20.24	20.14	19.97	0
		50	25	20.18	20.13	19.91	0
		50	49	20.23	20.14	19.88	0
	100	0	20.18	20.13	19.93	0	
	16QAM	1	0	20.32	20.25	20.14	0
		1	49	20.17	20.22	20.07	0
		1	99	20.32	20.02	20.01	0
		50	0	20.26	20.12	19.91	0
		50	25	20.24	20.09	19.84	0
		50	49	20.15	20.03	19.97	0
	100	0	20.15	20.07	19.89	0	
	64QAM	1	0	20.22	20.12	19.91	0
		1	49	20.23	20.09	19.92	0
		1	99	20.24	20.02	19.93	0
		50	0	20.23	20.13	19.92	0
		50	25	20.15	20.12	19.93	0
		50	49	20.22	20.03	19.87	0
	100	0	20.15	20.10	19.91	0	
	256QAM	1	0	19.32	19.25	19.01	1
		1	49	19.54	19.24	19.07	1
		1	99	19.32	19.34	18.96	1
50		0	19.21	19.13	18.95	1	
50		25	19.19	19.12	18.96	1	
50		49	19.25	19.07	18.88	1	
100	0	19.20	19.12	18.88	1		

11.3.3 LTE Reduced Conducted Power(RCV on)

[LTE Band 2 Conducted Power] - Upper

LTE Band 2 _ 1.4 MHz Bandwidth

Bandwidth	Modulation	RB Size	RB Offset	Reduced Power [dBm]			MPR [dB]
				18607 Ch. 1850.7 MHz	18900 Ch. 1880 MHz	19193 Ch. 1909.3 MHz	
1.4 MHz	QPSK	1	0	20.62	20.92	20.97	0
		1	3	20.65	20.93	21.01	0
		1	5	20.64	20.98	21.00	0
		3	0	20.71	20.92	21.01	0
		3	1	20.70	20.93	21.06	0
		3	3	20.64	20.98	21.11	0
		6	0	20.79	21.10	20.99	0
	16QAM	1	0	20.55	20.82	21.02	0
		1	3	20.55	20.78	21.05	0
		1	5	20.51	20.81	21.01	0
		3	0	20.69	20.78	21.00	0
		3	1	20.65	20.79	21.07	0
		3	3	20.66	20.87	21.00	0
	64QAM	6	0	20.76	20.89	21.04	0
		1	0	20.74	20.90	20.78	0
		1	3	20.71	20.85	20.94	0
		1	5	20.71	20.84	20.85	0
		3	0	20.57	20.62	20.97	0
		3	1	20.65	20.73	21.01	0
		3	3	20.65	20.69	21.03	0
	256QAM	6	0	20.67	20.90	20.90	0
		1	0	19.74	20.07	20.15	1
		1	3	19.83	20.08	20.15	1
		1	5	19.79	20.12	20.19	1
		3	0	19.75	19.91	20.11	1
		3	1	19.79	19.94	20.12	1
		3	3	19.78	20.02	20.05	1
		6	0	19.80	19.97	20.05	1

LTE Band 2_ 3 MHz Bandwidth

Bandwidth	Modulation	RB Size	RB Offset	Reduced Power [dBm]			MPR [dB]
				18615 Ch. 1851.5 MHz	18900 Ch. 1880 MHz	19185 Ch. 1908.5 MHz	
3 MHz	QPSK	1	0	20.67	20.96	21.02	0
		1	7	20.69	20.98	21.04	0
		1	14	20.72	20.99	21.03	0
		8	0	20.76	20.96	21.08	0
		8	3	20.70	21.00	21.09	0
		8	7	20.72	20.99	21.15	0
	15	0	20.83	21.12	21.02	0	
	16QAM	1	0	20.56	20.84	21.06	0
		1	7	20.61	20.84	21.08	0
		1	14	20.56	20.84	21.06	0
		8	0	20.76	20.86	21.05	0
		8	3	20.72	20.86	21.09	0
		8	7	20.72	20.89	21.04	0
	15	0	20.76	20.90	21.05	0	
	64QAM	1	0	20.76	20.96	20.86	0
		1	7	20.76	20.90	20.99	0
		1	14	20.75	20.92	20.92	0
		8	0	20.62	20.70	21.04	0
		8	3	20.69	20.77	21.06	0
		8	7	20.69	20.72	21.11	0
	15	0	20.74	20.90	20.96	0	
	256QAM	1	0	19.79	20.11	20.20	1
		1	7	19.83	20.08	20.17	1
		1	14	19.80	20.13	20.19	1
		8	0	19.77	19.97	20.15	1
		8	3	19.82	19.98	20.14	1
		8	7	19.79	20.03	20.12	1
	15	0	19.82	19.99	20.06	1	

LTE Band 2_ 5 MHz Bandwidth

Bandwidth	Modulation	RB Size	RB Offset	Reduced Power [dBm]			MPR [dB]
				18625 Ch. 1852.5 MHz	18900 Ch. 1880 MHz	19175 Ch. 1907.5 MHz	
5 MHz	QPSK	1	0	20.59	20.76	20.84	0
		1	12	20.60	20.79	20.83	0
		1	24	20.58	20.75	20.84	0
		12	0	20.65	20.85	20.95	0
		12	6	20.63	20.87	20.91	0
		12	11	20.64	20.83	20.90	0
		25	0	20.69	20.90	20.91	0
	16QAM	1	0	20.90	20.81	20.85	0
		1	12	20.88	20.84	20.85	0
		1	24	20.85	20.82	20.88	0
		12	0	20.65	20.77	20.76	0
		12	6	20.64	20.80	20.83	0
		12	11	20.66	20.76	20.81	0
		25	0	20.61	20.82	20.79	0
	64QAM	1	0	20.63	20.73	20.83	0
		1	12	20.61	20.78	20.80	0
		1	24	20.62	20.76	20.84	0
		12	0	20.62	20.70	20.77	0
		12	6	20.59	20.69	20.73	0
		12	11	20.59	20.74	20.72	0
		25	0	20.58	20.72	20.76	0
	256QAM	1	0	19.82	20.00	19.97	1
		1	12	19.80	20.00	19.97	1
		1	24	19.84	20.03	19.98	1
		12	0	19.67	19.95	19.98	1
		12	6	19.68	19.96	20.01	1
		12	11	19.70	19.97	19.97	1
		25	0	19.63	19.96	19.97	1

LTE Band 2_ 10 MHz Bandwidth

Bandwidth	Modulation	RB Size	RB Offset	Reduced Power [dBm]			MPR [dB]
				18650 Ch. 1855 MHz	18900 Ch. 1880 MHz	19150 Ch. 1905 MHz	
10 MHz	QPSK	1	0	20.61	20.85	20.99	0
		1	24	20.69	20.94	20.95	0
		1	49	20.64	20.83	21.02	0
		25	0	20.71	20.86	21.15	0
		25	12	20.78	20.98	21.12	0
		25	24	20.75	20.93	21.11	0
	16QAM	50	0	20.78	21.09	21.19	0
		1	0	20.76	20.86	20.97	0
		1	24	20.71	20.87	20.97	0
		1	49	20.71	20.77	20.91	0
		25	0	20.69	20.89	21.04	0
		25	12	20.71	20.92	21.07	0
	64QAM	25	24	20.71	20.84	21.09	0
		50	0	20.83	20.87	21.04	0
		1	0	20.75	20.93	21.03	0
		1	24	20.75	20.92	21.06	0
		1	49	20.72	20.96	21.01	0
		25	0	20.80	20.86	20.77	0
	256QAM	25	12	20.71	20.89	20.85	0
		25	24	20.71	20.89	20.85	0
		50	0	20.80	20.92	20.96	0
		1	0	19.93	20.09	20.15	1
		1	24	19.91	20.08	20.15	1
		1	49	19.94	20.07	20.14	1
	25	0	19.81	19.92	20.00	1	
	25	12	19.75	19.96	20.00	1	
	25	24	19.76	19.94	20.05	1	
	50	0	19.78	20.02	20.02	1	

LTE Band 2_ 15 MHz Bandwidth

Bandwidth	Modulation	RB Size	RB Offset	Reduced Power [dBm]			MPR [dB]
				18675 Ch. 1857.5 MHz	18900 Ch. 1880 MHz	19125 Ch. 1902.5 MHz	
15 MHz	QPSK	1	0	20.80	21.02	21.03	0
		1	36	20.79	20.96	21.00	0
		1	74	20.75	20.97	21.05	0
		36	0	20.86	21.11	21.13	0
		36	18	20.84	21.06	21.06	0
		36	39	20.82	21.10	21.09	0
	16QAM	75	0	20.87	21.03	21.15	0
		1	0	21.10	21.11	21.32	0
		1	36	21.09	21.04	21.29	0
		1	74	21.13	21.09	21.29	0
		36	0	20.81	20.98	21.08	0
		36	18	20.76	20.99	21.09	0
	64QAM	36	39	20.76	21.04	21.10	0
		75	0	20.76	20.93	21.08	0
		1	0	20.88	20.98	21.07	0
		1	36	20.88	20.98	21.14	0
		1	74	20.89	20.99	21.11	0
		36	0	20.85	20.94	21.10	0
	256QAM	36	18	20.84	20.96	21.04	0
		36	39	20.86	20.99	21.08	0
		75	0	20.80	20.90	20.94	0
		1	0	19.98	20.05	20.38	1
		1	36	19.98	20.07	20.41	1
		1	74	19.97	20.08	20.43	1
	36	0	19.89	20.04	20.09	1	
	36	18	19.83	20.05	20.14	1	
	36	39	19.87	20.01	20.15	1	
	75	0	19.88	19.64	20.10	1	

LTE Band 2_ 20 MHz Bandwidth

Bandwidth	Modulation	RB Size	RB Offset	Reduced Power [dBm]			MPR [dB]
				18700 Ch. 1860 MHz	18900 Ch. 1880 MHz	19100 Ch. 1900 MHz	
20 MHz	QPSK	1	0	20.76	20.91	21.06	0
		1	49	20.73	20.96	21.05	0
		1	99	20.79	20.92	21.03	0
		50	0	20.86	21.04	21.14	0
		50	25	20.88	21.04	21.13	0
		50	49	20.84	21.06	21.16	0
	16QAM	100	0	20.87	20.99	21.10	0
		1	0	20.90	21.04	21.14	0
		1	49	20.92	21.04	21.14	0
		1	99	20.87	21.04	21.14	0
		50	0	20.76	20.95	21.05	0
		50	25	20.77	20.96	21.09	0
	64QAM	50	49	20.79	20.94	21.05	0
		100	0	20.82	20.97	21.06	0
		1	0	20.81	20.87	20.94	0
		1	49	20.79	20.93	21.01	0
		1	99	20.78	20.87	20.93	0
		50	0	20.85	21.00	21.10	0
	256QAM	50	25	20.90	21.00	21.12	0
		50	49	20.85	20.98	21.12	0
		100	0	20.83	20.92	21.01	0
		1	0	19.95	20.06	20.22	1
		1	49	20.00	20.08	20.23	1
		1	99	19.99	20.10	20.20	1
	50	0	19.84	20.03	20.19	1	
	50	25	19.82	20.02	20.19	1	
	50	49	19.84	20.05	20.16	1	
	100	0	19.85	20.11	20.09	1	

[LTE Band 66 Conducted Power] -Upper

LTE Band 66 _ 1.4 MHz Bandwidth

Bandwidth	Modulation	RB Size	RB Offset	Reduced Power [dBm]			MPR [dB]
				131979Ch. 1710.7 MHz	132322 Ch. 1745 MHz	132665 Ch. 1779.3 MHz	
1.4 MHz	QPSK	1	0	20.06	20.06	19.82	0
		1	3	20.19	20.07	19.94	0
		1	5	20.12	20.01	19.83	0
		3	0	20.20	20.12	19.91	0
		3	1	20.17	20.10	19.86	0
		3	3	20.20	20.06	19.86	0
	16QAM	6	0	20.14	20.09	19.89	0
		1	0	20.28	20.21	20.14	0
		1	3	20.09	20.19	20.02	0
		1	5	20.27	19.99	20.01	0
		3	0	20.23	20.05	19.86	0
		3	1	20.22	20.03	19.79	0
	64QAM	3	3	20.08	19.96	19.95	0
		6	0	20.15	20.03	19.82	0
		1	0	20.21	20.06	19.87	0
		1	3	20.16	20.06	19.87	0
		1	5	20.21	19.94	19.88	0
		3	0	20.18	20.07	19.88	0
	256QAM	3	1	20.14	20.08	19.87	0
		3	3	20.20	19.99	19.84	0
		6	0	20.08	20.08	19.90	0
		1	0	19.31	19.17	18.94	1
		1	3	19.53	19.17	19.01	1
		1	5	19.28	19.26	18.89	1
		3	0	19.19	19.12	18.92	1
		3	1	19.17	19.11	18.92	1
		3	3	19.24	19.00	18.85	1
		6	0	19.19	19.05	18.80	1

LTE Band 66 _ 3 MHz Bandwidth

Bandwidth	Modulation	RB Size	RB Offset	Reduced Power [dBm]			MPR [dB]
				131987 Ch. 1711.5 MHz	132322 Ch. 1745 MHz	132657 Ch. 1778.5 MHz	
3 MHz	QPSK	1	0	20.10	20.06	19.81	0
		1	7	20.19	20.09	19.97	0
		1	14	20.15	19.96	19.82	0
		8	0	20.24	20.13	19.95	0
		8	3	20.12	20.11	19.86	0
		8	7	20.17	20.13	19.84	0
		15	0	20.12	20.09	19.92	0
	16QAM	1	0	20.32	20.24	20.09	0
		1	7	20.16	20.19	20.02	0
		1	14	20.31	19.99	19.99	0
		8	0	20.21	20.11	19.83	0
		8	3	20.21	20.06	19.82	0
		8	7	20.12	19.99	19.95	0
		15	0	20.15	19.99	19.83	0
	64QAM	1	0	20.20	20.08	19.90	0
		1	7	20.23	20.04	19.92	0
		1	14	20.19	19.96	19.87	0
		8	0	20.21	20.05	19.90	0
		8	3	20.09	20.09	19.89	0
		8	7	20.18	19.96	19.86	0
		15	0	20.07	20.09	19.83	0
	256QAM	1	0	19.26	19.21	18.97	1
		1	7	19.47	19.23	19.05	1
		1	14	19.30	19.27	18.95	1
		8	0	19.14	19.07	18.87	1
		8	3	19.12	19.04	18.88	1
		8	7	19.19	19.04	18.83	1
		15	0	19.17	19.11	18.80	1

LTE Band 66 _ 5 MHz Bandwidth

Bandwidth	Modulation	RB Size	RB Offset	Reduced Power [dBm]			MPR [dB]
				131997 Ch. 1712.5 MHz	132322Ch. 1745 MHz	132647 Ch. 1777.5 MHz	
5 MHz	QPSK	1	0	20.14	20.07	19.93	0
		1	12	20.24	20.18	19.98	0
		1	24	20.13	20.02	19.87	0
		12	0	20.24	20.15	20.00	0
		12	6	20.19	20.13	19.90	0
		12	11	20.27	20.15	19.89	0
	16QAM	25	0	20.20	20.13	19.92	0
		1	0	20.31	20.26	20.12	0
		1	12	20.20	20.22	20.08	0
		1	24	20.34	20.06	20.03	0
		12	0	20.24	20.12	19.96	0
		12	6	20.26	20.12	19.86	0
	64QAM	12	11	20.14	20.05	20.01	0
		25	0	20.18	20.09	19.89	0
		1	0	20.27	20.13	19.95	0
		1	12	20.23	20.10	19.91	0
		1	24	20.27	20.05	19.94	0
		12	0	20.22	20.15	19.90	0
	256QAM	12	6	20.12	20.13	19.91	0
		12	11	20.27	20.03	19.87	0
		25	0	20.18	20.11	19.90	0
		1	0	19.31	19.26	19.06	1
		1	12	19.56	19.25	19.10	1
		1	24	19.34	19.33	18.98	1
		12	0	19.20	19.16	18.92	1
		12	6	19.17	19.13	18.95	1
		12	11	19.27	19.05	18.85	1
25		0	19.21	19.11	18.89	1	

LTE Band 66 _ 10 MHz Bandwidth

Bandwidth	Modulation	RB Size	RB Offset	Reduced Power [dBm]			MPR [dB]
				132022 Ch. 1715 MHz	132322 Ch. 1745 MHz	132622 Ch. 1775 MHz	
10 MHz	QPSK	1	0	20.07	20.08	19.81	0
		1	24	20.23	20.11	19.96	0
		1	49	20.07	19.98	19.77	0
		25	0	20.18	20.10	19.95	0
		25	12	20.13	20.10	19.90	0
		25	24	20.21	20.13	19.80	0
		50	0	20.16	20.11	19.86	0
	16QAM	1	0	20.28	20.20	20.06	0
		1	24	20.16	20.20	20.01	0
		1	49	20.25	19.99	19.95	0
		25	0	20.19	20.06	19.87	0
		25	12	20.17	20.04	19.77	0
		25	24	20.13	19.95	19.90	0
		50	0	20.11	20.02	19.81	0
	64QAM	1	0	20.16	20.08	19.89	0
		1	24	20.20	20.09	19.84	0
		1	49	20.17	20.01	19.88	0
		25	0	20.21	20.08	19.91	0
		25	12	20.08	20.07	19.89	0
		25	24	20.17	20.02	19.81	0
		50	0	20.11	20.07	19.87	0
	256QAM	1	0	19.25	19.18	18.98	1
		1	24	19.48	19.17	19.04	1
		1	49	19.28	19.28	18.90	1
25		0	19.14	19.10	18.91	1	
25		12	19.15	19.10	18.93	1	
25		24	19.19	19.03	18.84	1	
50		0	19.16	19.07	18.86	1	

LTE Band 66 _ 15 MHz Bandwidth

Bandwidth	Modulation	RB Size	RB Offset	Reduced Power [dBm]			MPR [dB]
				132047 Ch. 1717.5 MHz	132322 Ch. 1745 MHz	132597 Ch. 1772.5 MHz	
15 MHz	QPSK	1	0	20.14	20.08	19.86	0
		1	36	20.22	20.05	19.95	0
		1	74	20.10	20.02	19.84	0
		36	0	20.19	20.07	19.96	0
		36	18	20.15	20.07	19.85	0
		36	39	20.24	20.11	19.85	0
		75	0	20.13	20.11	19.92	0
	16QAM	1	0	20.26	20.24	20.08	0
		1	36	20.16	20.16	20.06	0
		1	74	20.26	19.98	20.00	0
		36	0	20.25	20.08	19.91	0
		36	18	20.19	20.04	19.83	0
		36	39	20.09	20.02	19.91	0
		75	0	20.13	20.05	19.83	0
	64QAM	1	0	20.22	20.10	19.89	0
		1	36	20.18	20.03	19.85	0
		1	74	20.22	19.98	19.91	0
		36	0	20.17	20.11	19.85	0
		36	18	20.09	20.11	19.92	0
		36	39	20.15	19.95	19.84	0
		75	0	20.09	20.04	19.84	0
	256QAM	1	0	19.28	19.18	19.00	1
		1	36	19.49	19.19	18.99	1
		1	74	19.26	19.33	18.96	1
		36	0	19.17	19.12	18.95	1
		36	18	19.16	19.09	18.96	1
		36	39	19.20	19.02	18.84	1
		75	0	19.17	19.07	18.88	1

LTE Band 66 _ 20 MHz Bandwidth

Bandwidth	Modulation	RB Size	RB Offset	Reduced Power [dBm]			MPR [dB]
				132072 Ch. 1720 MHz	132322 Ch. 1745 MHz	132572 Ch. 1770 MHz	
20 MHz	QPSK	1	0	20.14	20.09	19.89	0
		1	49	20.26	20.13	19.98	0
		1	99	20.15	20.04	19.84	0
		50	0	20.24	20.14	19.97	0
		50	25	20.18	20.13	19.91	0
		50	49	20.23	20.14	19.88	0
	100	0	20.18	20.13	19.93	0	
	16QAM	1	0	20.32	20.25	20.14	0
		1	49	20.17	20.22	20.07	0
		1	99	20.32	20.02	20.01	0
		50	0	20.26	20.12	19.91	0
		50	25	20.24	20.09	19.84	0
		50	49	20.15	20.03	19.97	0
	100	0	20.15	20.07	19.89	0	
	64QAM	1	0	20.22	20.12	19.91	0
		1	49	20.23	20.09	19.92	0
		1	99	20.24	20.02	19.93	0
		50	0	20.23	20.13	19.92	0
		50	25	20.15	20.12	19.93	0
		50	49	20.22	20.03	19.87	0
	100	0	20.15	20.10	19.91	0	
	256QAM	1	0	19.32	19.25	19.01	1
		1	49	19.54	19.24	19.07	1
		1	99	19.32	19.34	18.96	1
50		0	19.21	19.13	18.95	1	
50		25	19.19	19.12	18.96	1	
50		49	19.25	19.07	18.88	1	
100	0	19.20	19.12	18.88	1		

11.4 NR Maximum Output Power

11.4.1 NR Band Maximum Conducted Power

[NR Band n5 Conducted Power]

NR Band n5_ 5 MHz Bandwidth

Bandwidth	SCS(kHz)	OFDM	Modulation	RB Size	RB Offset	Max. Average Power [dBm]			MPR [dB]
						165300	167300	169300	
						826.5 MHz	836.5 MHz	846.5 MHz	
5 MHz	15	DFT-s OFDM	pi/2 BPSK	1	1	25.21	25.08	24.95	0
				1	13	25.13	24.93	24.85	0
				1	23	25.19	24.98	24.95	0
				12	0	24.73	24.56	24.46	0.5
				12	7	25.25	25.04	24.95	0
				12	13	24.72	24.52	24.46	0.5
			25	0	24.76	24.55	24.47	0.5	
			QPSK	1	1	25.26	25.09	24.97	0
				1	13	25.17	24.95	24.86	0
				1	23	25.23	25.01	24.96	0
				12	0	24.28	24.09	23.98	1
				12	7	25.25	25.05	24.97	0
				12	13	24.25	24.03	23.96	1
			25	0	24.29	24.06	23.97	1	
			16QAM	1	1	24.24	24.20	23.97	1
			64QAM	1	1	22.82	22.70	22.49	2.5
			256QAM	1	1	20.71	20.52	20.39	4.5
			CP	QPSK	1	1	23.79	23.60	23.49

NR Band n5_ 10 MHz Bandwidth

Bandwidth	SCS(kHz)	OFDM	Modulation	RB Size	RB Offset	Max. Average Power [dBm]			MPR [dB]
							167300		
							836.5 MHz		
10 MHz	15	DFT-s OFDM	pi/2 BPSK	1	1	25.18		0	
				1	26	25.23		0	
				1	50	25.01		0	
				25	0	24.64		0.5	
				25	14	25.08		0	
				25	27	24.54		0.5	
			50	0	24.60		0.5		
			QPSK	1	1	25.21		0	
				1	26	25.15		0	
				1	50	25.03		0	
				25	0	24.17		1	
				25	14	25.09		0	
				25	27	24.05		1	
			50	0	24.10		1		
			16QAM	1	1	24.18		1	
			64QAM	1	1	22.80		2.5	
			256QAM	1	1	20.67		4.5	
			CP	QPSK	1	1	23.73		1.5

NR Band n5_ 15 MHz Bandwidth

Bandwidth	SCS(kHz)	OFDM	Modulation	RB Size	RB Offset	Max. Average Power [dBm]		MPR [dB]
						167300	836.5 MHz	
15 MHz	15	DFT-s OFDM	pi/2 BPSK	1	1		25.25	0
				1	40		25.00	0
				1	77		24.99	0
				36	0		24.71	0.5
				36	22		25.09	0
				36	43		24.55	0.5
			75	0		24.63	0.5	
			QPSK	1	1		25.24	0
				1	40		25.00	0
				1	77		24.99	0
				36	0		24.23	1
				36	22		25.12	0
				36	43		24.07	1
			75	0		24.15	1	
			16QAM	1	1		24.28	1
			64QAM	1	1		22.87	2.5
256QAM	1	1		20.72	4.5			
CP	QPSK	1	1		23.81	1.5		

NR Band n5_ 20 MHz Bandwidth

Bandwidth	SCS(kHz)	OFDM	Modulation	RB Size	RB Offset	Max. Average Power [dBm]		MPR [dB]
						167300	836.5 MHz	
20 MHz	15	DFT-s OFDM	pi/2 BPSK	1	1		25.28	0
				1	53		25.25	0
				1	104		24.97	0
				50	0		24.75	0.5
				50	28		25.10	0
				50	56		24.54	0.5
			100	0		24.65	0.5	
			QPSK	1	1		25.32	0
				1	53		25.14	0
				1	104		24.98	0
				50	0		24.27	1
				50	28		25.11	0
				50	56		24.07	1
			100	0		24.16	1	
			16QAM	1	1		24.26	1
			64QAM	1	1		22.85	2.5
256QAM	1	1		20.74	4.5			
CP	QPSK	1	1		23.86	1.5		

[NR Band n41 Conducted Power]

NR Band n41 _10 MHz Bandwidth

Bandwidth	SCS(kHz)	OFDM	Modulation	RB Size	RB Offset	Max. Average Power (dBm)					MPR [dB]
						500202	509400	518598	527802	537000	
						2501.01 MHz	2547 MHz	2592.99 MHz	2639.01 MHz	2685 MHz	
10 MHz	30	DFT-s	pi/2 BPSK	1	1	18.57	19.04	19.73	19.74	18.78	0
				1	12	18.75	19.16	19.93	19.72	18.84	0
				1	22	18.75	19.13	19.85	19.63	18.73	0
				12	0	18.15	18.60	19.31	19.27	18.28	0.5
				12	6	18.72	19.15	19.85	19.74	18.80	0
				12	12	18.26	18.68	19.37	19.27	18.29	0.5
			QPSK	1	1	18.59	19.06	19.75	19.73	18.77	0
				1	12	18.63	19.09	19.78	19.77	18.73	0
				1	22	18.73	19.12	19.85	19.65	18.74	0
				12	0	17.67	18.13	18.82	18.78	17.83	1
				12	6	18.73	19.16	19.86	19.75	18.81	0
				12	12	17.79	18.20	18.89	18.72	17.79	1
			16QAM	24	0	17.72	18.17	18.86	18.75	17.79	1
				1	1	17.63	18.28	18.84	18.86	17.96	1
				1	1	16.01	16.63	17.21	17.26	16.24	2.5
			256QAM	1	1	13.79	14.26	15.26	15.19	13.95	4.5
CP	QPSK	1		1	17.15	17.64	18.20	18.22	17.32	1.5	

NR Band n41 _15 MHz Bandwidth

Bandwidth	SCS(kHz)	OFDM	Modulation	RB Size	RB Offset	Max. Average Power (dBm)					MPR [dB]
						500700	509664	518598	527562	536496	
						2503.5 MHz	2548.32 MHz	2592.99 MHz	2637.81 MHz	2682.48 MHz	
15 MHz	30	DFT-s	pi/2 BPSK	1	1	18.69	19.10	19.73	19.73	19.03	0
				1	18	18.77	19.10	19.76	19.64	18.92	0
				1	36	18.97	19.27	19.84	19.59	18.94	0
				18	0	18.28	18.66	19.32	19.27	18.55	0.5
				18	9	18.87	19.21	19.84	19.76	19.02	0
				18	18	18.42	18.76	19.43	19.21	18.48	0.5
			QPSK	36	0	18.36	18.73	19.37	19.26	18.50	0.5
				1	1	18.66	19.11	19.74	19.76	19.04	0
				1	18	18.76	19.09	19.78	19.70	18.91	0
				1	36	18.94	19.25	19.88	19.64	18.93	0
				18	0	17.79	18.18	18.83	18.80	18.07	1
				18	9	18.88	19.22	19.86	19.78	19.02	0
			16QAM	18	18	17.95	18.26	18.94	18.73	18.02	1
				36	0	17.86	18.22	18.87	18.77	18.02	1
				1	1	17.87	18.29	18.60	18.85	18.16	1
			256QAM	1	1	16.33	16.71	17.33	17.16	16.54	2.5
1	1	13.95		14.40	14.97	15.02	14.34	4.5			
CP	QPSK	1	1	17.23	17.69	18.28	18.24	17.63	1.5		

NR Band n41_20 MHz Bandwidth

Bandwidth	SCS(kHz)	OFDM	Modulation	RB Size	RB Offset	Max. Average Power (dBm)					MPR [dB]
						501204	509898	518598	527298	535998	
						2506.02 MHz	2549.49 MHz	2592.99 MHz	2636.49 MHz	2679.99 MHz	
20 MHz	30	DFT-s	pi/2 BPSK	1	1	18.52	19.10	19.70	19.72	19.07	0
				1	26	18.70	19.17	19.81	19.67	18.94	0
				1	49	18.86	19.31	19.85	19.54	18.92	0
				25	0	18.15	18.70	19.32	19.28	18.56	0.5
				25	13	18.75	19.23	19.89	19.76	19.03	0
				25	26	18.36	18.82	19.41	19.17	18.47	0.5
			QPSK	50	0	18.25	18.73	19.36	19.25	18.52	0.5
				1	1	18.50	19.13	19.70	19.74	19.06	0
				1	26	18.66	19.20	19.83	19.74	18.95	0
				1	49	18.83	19.32	19.84	19.55	18.91	0
				25	0	17.67	18.22	18.83	18.80	18.11	1
				25	13	18.75	19.28	19.89	19.77	19.04	0
			16QAM	25	26	17.85	18.37	18.93	18.70	17.98	1
				50	0	17.75	18.29	18.92	18.75	18.05	1
				1	1	17.67	18.15	18.89	18.90	18.14	1
			64QAM	1	1	15.80	16.62	17.44	17.18	16.53	2.5
1	1	13.93		14.67	15.14	15.27	14.68	4.5			
CP	QPSK	1	1	16.98	17.63	18.18	18.20	17.58	1.5		

NR Band n41_30 MHz Bandwidth

Bandwidth	SCS(kHz)	OFDM	Modulation	RB Size	RB Offset	Max. Average Power (dBm)					MPR [dB]
						502200	510402	518598	526800	534996	
						2511 MHz	2552.01 MHz	2592.99 MHz	2634 MHz	2674.98 MHz	
30 MHz	30	DFT-s	pi/2 BPSK	1	1	18.59	19.15	19.61	19.87	19.33	0
				1	39	18.94	19.37	19.94	19.98	19.25	0
				1	76	19.03	19.45	19.85	19.66	19.02	0
				36	0	18.29	18.75	19.27	19.44	18.81	0.5
				36	21	18.94	19.36	19.88	19.93	19.21	0
				36	42	18.57	18.97	19.41	19.33	18.63	0.5
			QPSK	75	0	18.42	18.86	19.40	19.42	18.70	0.5
				1	1	18.64	19.17	19.60	19.90	19.37	0
				1	39	18.93	19.31	19.87	19.91	19.18	0
				1	76	19.07	19.49	19.84	19.69	19.01	0
				36	0	17.80	18.26	18.79	18.93	18.32	1
				36	21	18.95	19.36	19.90	19.96	19.22	0
			16QAM	36	42	18.06	18.47	18.91	18.84	18.12	1
				75	0	17.92	18.37	18.90	18.92	18.21	1
				1	1	17.42	18.23	18.73	18.85	18.21	1
			64QAM	1	1	16.29	16.56	17.31	17.49	16.83	2.5
1	1	13.87		14.43	14.83	15.11	14.61	4.5			
CP	QPSK	1	1	17.05	17.70	18.18	18.42	17.91	1.5		

NR Band n41 _40 MHz Bandwidth

Bandwidth	SCS(kHz)	OFDM	Modulation	RB Size	RB Offset	Max. Average Power (dBm)					MPR [dB]
						503202	513468		523734	534000	
						2516.01 MHz	2567.34 MHz		2618.67 MHz	2670 MHz	
40 MHz	30	DFT-s	pi/2 BPSK	1	1	18.38	19.08		19.70	19.45	0
				1	53	18.90	19.41		19.82	19.16	0
				1	104	18.88	19.60		19.70	18.87	0
				50	0	18.14	18.77		19.30	18.83	0.5
				50	28	18.81	19.40		19.81	19.13	0
				50	56	18.40	19.06		19.28	18.51	0.5
			100	0	18.29	18.91		19.30	18.64	0.5	
			QPSK	1	1	18.43	19.08		19.73	19.43	0
				1	53	18.80	19.35		19.78	19.04	0
				1	104	18.88	19.60		19.67	18.87	0
				50	0	17.68	18.32		18.80	18.31	1
				50	28	18.86	19.43		19.82	19.15	0
				50	56	17.93	18.59		18.80	18.02	1
			100	0	17.82	18.43		18.79	18.16	1	
			16QAM	1	1	17.59	18.20		18.86	18.31	1
			64QAM	1	1	15.89	16.71		17.19	17.14	2.5
256QAM	1	1	13.91	14.54		15.10	14.98	4.5			
CP	QPSK	1	1	16.87	17.60		18.26	17.95	1.5		

NR Band n41 _50 MHz Bandwidth

Bandwidth	SCS(kHz)	OFDM	Modulation	RB Size	RB Offset	Max. Average Power (dBm)					MPR [dB]
						504204		518598		532998	
						2521.02 MHz		2592.99 MHz		2664.99 MHz	
50 MHz	30	DFT-s	pi/2 BPSK	1	1	18.57		19.42		19.73	0
				1	67	19.01		19.82		19.26	0
				1	131	19.15		19.84		18.98	0
				64	0	18.38		19.21		19.10	0.5
				64	35	19.08		19.91		19.35	0
				64	69	18.65		19.39		18.68	0.5
			128	0	18.51		19.39		18.82	0.5	
			QPSK	1	1	18.60		19.41		19.80	0
				1	67	19.04		19.80		19.31	0
				1	131	19.18		19.83		19.04	0
				64	0	17.90		18.72		18.62	1
				64	35	19.10		19.91		19.36	0
				64	69	18.18		18.91		18.18	1
			128	0	18.03		18.91		18.34	1	
			16QAM	1	1	17.52		18.33		18.65	1
			64QAM	1	1	16.18		17.07		17.47	2.5
256QAM	1	1	13.80		15.07		14.98	4.5			
CP	QPSK	1	1	17.11		17.92		18.29	1.5		

NR Band n41 _60 MHz Bandwidth

Bandwidth	SCS(kHz)	OFDM	Modulation	RB Size	RB Offset	Max. Average Power (dBm)				MPR [dB]	
						505200		518598			531996
						2526 MHz		2592.99 MHz			2659.98 MHz
60 MHz	30	DFT-s	pi/2 BPSK	1	1	18.52		19.36		19.75	0
				1	81	19.06		19.94		19.38	0
				1	160	19.23		19.82		18.90	0
				81	0	18.34		19.20		19.14	0.5
				81	41	19.01		19.89		19.34	0
				81	81	18.64		19.41		18.60	0.5
			162	0	18.47		19.44		18.82	0.5	
			QPSK	1	1	18.54		19.42		19.80	0
				1	81	18.99		19.87		19.31	0
				1	160	19.24		19.88		18.95	0
				81	0	17.84		18.70		18.66	1
				81	41	19.03		19.92		19.37	0
				81	81	18.14		18.90		18.12	1
			162	0	17.99		18.93		18.32	1	
			16QAM	1	1	17.62		18.43		18.74	1
			64QAM	1	1	16.15		17.02		17.17	2.5
256QAM	1	1	13.95		14.62		15.10	4.5			
CP	QPSK	1	1	17.02		17.94		18.29	1.5		

NR Band n41 _70 MHz Bandwidth

Bandwidth	SCS(kHz)	OFDM	Modulation	RB Size	RB Offset	Max. Average Power (dBm)				MPR [dB]	
						506208					530994
						2531.04 MHz					2654.97 MHz
70 MHz	30	DFT-s	pi/2 BPSK	1	1	18.54				19.45	0
				1	95	19.02				19.88	0
				1	187	19.17				19.75	0
				90	0	18.42				19.18	0.5
				90	50	19.05				19.84	0
				90	99	18.58				19.35	0.5
			180	0	18.41				19.48	0.5	
			QPSK	1	1	18.63				19.40	0
				1	95	18.90				19.86	0
				1	187	19.23				19.87	0
				90	0	17.92				18.67	1
				90	50	19.09				19.95	0
				90	99	18.16				18.94	1
			180	0	18.00				18.85	1	
			16QAM	1	1	17.55				18.52	1
			64QAM	1	1	16.17				17.04	2.5
256QAM	1	1	13.98				14.70	4.5			
CP	QPSK	1	1	16.96				17.96	1.5		

NR Band n41 _80 MHz Bandwidth

Bandwidth	SCS(kHz)	OFDM	Modulation	RB Size	RB Offset	Max. Average Power (dBm)				MPR [dB]	
						507204			529998		
						2536.02 MHz			2649.99 MHz		
80 MHz	30	DFT-s	pi/2 BPSK	1	1	18.60				19.83	0
				1	109	19.04				19.50	0
				1	215	19.60				18.94	0
				108	0	18.43				19.34	0.5
				108	55	19.11				19.58	0
				108	109	18.87				18.68	0.5
				216	0	18.58				19.03	0.5
			QPSK	1	1	18.62				19.88	0
				1	109	19.06				19.53	0
				1	215	19.58				18.96	0
				108	0	17.96				18.86	1
				108	55	19.13				19.61	0
				108	109	18.38				18.21	1
				216	0	18.09				18.54	1
			16QAM	1	1	17.49				18.90	1
			64QAM	1	1	16.23				17.49	2.5
			256QAM	1	1	14.06				15.35	4.5
CP	QPSK	1	1	17.09				18.32	1.5		

NR Band n41 _90 MHz Bandwidth

Bandwidth	SCS(kHz)	OFDM	Modulation	RB Size	RB Offset	Max. Average Power (dBm)				MPR [dB]	
						508200			528996		
						2541 MHz			2644.98 MHz		
90 MHz	30	DFT-s	pi/2 BPSK	1	1	18.64				19.88	0
				1	123	19.20				19.73	0
				1	243	19.80				18.94	0
				120	0	18.54				19.43	0.5
				120	63	19.28				19.78	0
				120	125	19.06				18.78	0.5
				243	0	18.72				19.17	0.5
			QPSK	1	1	18.65				19.89	0
				1	123	19.20				19.75	0
				1	243	19.78				18.94	0
				120	0	18.05				18.96	1
				120	63	19.28				19.79	0
				120	125	18.57				18.28	1
				243	0	18.24				18.68	1
			16QAM	1	1	17.76				18.98	1
			64QAM	1	1	16.04				17.34	2.5
			256QAM	1	1	14.12				15.33	4.5
CP	QPSK	1	1	17.15				18.34	1.5		

NR Band n41 _100 MHz Bandwidth

Bandwidth	SCS(kHz)	OFDM	Modulation	RB Size	RB Offset	Max. Average Power (dBm)				MPR [dB]		
								518598				
100 MHz	30	DFT-s	pi/2 BPSK	1	1			2592.99 MHz			0	
				1	137						0	
				1	271						0	
				135	0						0.5	
				135	69						0	
				135	138						0.5	
				270	0						0.5	
			QPSK	1	1						0	
				1	137						0	
				1	271						0	
				135	0						1	
				135	69						0	
				135	138						1	
				270	0						1	
			16QAM	1	1						1	
			64QAM	1	1						2.5	
			256QAM	1	1						4.5	
			CP	QPSK	1	1						1.5

[NR Band n66 Conducted Power]

NR Band n66_5 MHz Bandwidth

Bandwidth	SCS(kHz)	OFDM	Modulation	RB Size	RB Offset	Max. Average Power [dBm]			MPR [dB]	
						342500	349000	355500		
						1712.5 MHz	1745 MHz	1777.5 MHz		
5 MHz	15	DFT-s OFDM	pi/2 BPSK	1	1	24.62	24.12	23.99	0	
				1	13	24.46	23.99	23.91	0	
				1	23	24.51	24.09	23.95	0	
				12	0	24.09	23.60	23.53	0.5	
				12	7	24.54	24.09	24.02	0	
				12	13	24.04	23.58	23.55	0.5	
			QPSK	25	0	24.07	23.60	23.58	0.5	
				1	1	24.66	24.18	24.08	0	
				1	13	24.50	24.03	23.99	0	
				1	23	24.54	24.10	23.78	0	
				12	0	23.62	23.12	23.08	1	
				12	7	24.58	24.11	24.06	0	
				12	13	23.56	23.12	23.07	1	
				25	0	23.59	23.11	23.09	1	
				16QAM	1	1	23.73	23.04	23.09	1
				64QAM	1	1	22.20	21.76	21.66	2.5
			256QAM	1	1	20.10	19.52	19.39	4.5	
			CP	QPSK	1	1	23.12	22.61	22.52	1.5

NR Band n66_10 MHz Bandwidth

Bandwidth	SCS(kHz)	OFDM	Modulation	RB Size	RB Offset	Max. Average Power [dBm]			MPR [dB]	
						343000	349000	355000		
						1715 MHz	1745 MHz	1775 MHz		
10 MHz	15	DFT-s OFDM	pi/2 BPSK	1	1	24.70	24.19	24.00	0	
				1	26	24.57	24.13	24.04	0	
				1	50	24.44	24.07	23.94	0	
				25	0	24.16	23.68	23.56	0.5	
				25	14	24.56	24.08	24.07	0	
				25	27	24.01	23.62	23.58	0.5	
			QPSK	50	0	24.09	23.62	23.59	0.5	
				1	1	24.72	24.26	24.06	0	
				1	26	24.53	24.12	24.05	0	
				1	50	24.50	24.07	23.75	0	
				25	0	23.67	23.20	23.10	1	
				25	14	24.58	24.11	24.11	0	
				25	27	23.56	23.16	23.11	1	
				50	0	23.60	23.14	23.14	1	
				16QAM	1	1	23.70	23.19	23.13	1
				64QAM	1	1	22.26	21.78	21.67	2.5
			256QAM	1	1	20.14	19.59	19.43	4.5	
			CP	QPSK	1	1	23.21	22.69	22.48	1.5

NR Band n66 _ 15 MHz Bandwidth

Bandwidth	SCS(kHz)	OFDM	Modulation	RB Size	RB Offset	Max. Average Power [dBm]			MPR [dB]
						343500	349000	354500	
						1717.5 MHz	1745 MHz	1772.5 MHz	
15 MHz	15	DFT-s OFDM	pi/2 BPSK	1	1	24.39	24.24	23.91	0
				1	40	24.35	23.99	23.86	0
				1	77	24.38	24.03	23.72	0
				36	0	24.11	23.71	23.47	0.5
				36	22	24.48	24.12	23.96	0
				36	43	23.95	23.62	23.49	0.5
			75	0	24.02	23.64	23.47	0.5	
			QPSK	1	1	24.28	24.26	23.94	0
				1	40	24.40	24.06	23.93	0
				1	77	24.38	24.02	23.57	0
				36	0	23.62	23.24	22.99	1
				36	22	24.49	24.13	24.01	0
				36	43	23.46	23.13	23.02	1
			75	0	23.51	23.15	23.01	1	
			16QAM	1	1	23.59	23.35	22.92	1
			64QAM	1	1	22.20	21.75	21.55	2.5
			256QAM	1	1	20.11	19.62	19.33	4.5
			CP	QPSK	1	1	23.16	22.71	22.44

NR Band n66 _ 20 MHz Bandwidth

Bandwidth	SCS(kHz)	OFDM	Modulation	RB Size	RB Offset	Max. Average Power [dBm]			MPR [dB]
						344000	349000	354000	
						1720 MHz	1745 MHz	1770 MHz	
20 MHz	15	DFT-s OFDM	pi/2 BPSK	1	1	24.50	24.30	23.89	0
				1	53	24.46	24.14	23.97	0
				1	104	24.33	24.00	23.97	0
				50	0	24.03	23.75	23.45	0.5
				50	28	24.41	24.13	23.95	0
				50	56	23.88	23.58	23.50	0.5
			100	0	23.95	23.64	23.48	0.5	
			QPSK	1	1	24.36	24.34	23.94	0
				1	53	24.48	24.14	24.00	0
				1	104	24.38	24.05	23.88	0
				50	0	23.56	23.25	22.97	1
				50	28	24.45	24.12	23.97	0
				50	56	23.42	23.11	23.05	1
			100	0	23.44	23.16	23.01	1	
			16QAM	1	1	23.67	23.37	22.93	1
			64QAM	1	1	22.29	21.88	21.61	2.5
			256QAM	1	1	20.06	19.74	19.30	4.5
			CP	QPSK	1	1	23.20	22.84	22.43

[NR Band n77 Conducted Power]

NR Band n77_ 10 MHz Bandwidth

Bandwidth	SCS(kHz)	OFDM	Modulation	RB Size	RB Offset	Max. Average Power (dBm)						MPR [dB]
						647000	650600	654200	657800	661400	665000	
						3705 MHz	3759 MHz	3813 MHz	3867 MHz	3921 MHz	3975 MHz	
10 MHz	30	DFT-s	pi/2 BPSK	1	1	19.96	20.18	19.49	19.20	19.77	19.83	0
				1	12	20.10	20.22	19.46	19.26	19.88	19.92	0
				1	22	20.06	20.10	19.39	19.29	19.95	20.00	0
				12	0	19.56	19.76	19.05	18.78	19.39	19.45	0.5
				12	6	20.09	20.21	19.51	19.31	19.95	19.98	0
				12	12	19.61	19.70	19.00	18.84	19.49	19.53	0.5
			QPSK	24	0	19.60	19.73	19.03	18.82	19.47	19.50	0.5
				1	1	19.94	20.22	19.45	19.15	19.77	19.78	0
				1	12	20.00	20.14	19.38	19.22	19.81	19.92	0
				1	22	19.99	20.15	19.33	19.25	19.86	19.93	0
				12	0	19.08	19.27	18.57	18.32	18.93	18.96	1
				12	6	20.10	20.24	19.54	19.32	19.96	19.99	0
				12	12	19.11	19.19	18.50	18.36	18.99	19.04	1
				24	0	19.10	19.23	18.52	18.31	18.96	19.00	1
			16QAM	1	1	19.10	18.81	18.51	18.17	18.95	18.96	1
			64QAM	1	1	17.56	17.92	17.01	16.85	17.35	17.39	2.5
			256QAM	1	1	15.46	15.65	14.89	14.48	15.23	15.35	4.5
CP	QPSK	1	1	18.47	18.67	17.96	17.74	18.29	18.32	1.5		

NR Band n77_ 15 MHz Bandwidth

Bandwidth	SCS(kHz)	OFDM	Modulation	RB Size	RB Offset	Max. Average Power (dBm)						MPR [dB]
						647168	650700	654232	657766	661300	664832	
						3707.52 MHz	3760.5 MHz	3813.49 MHz	3866.5 MHz	3919.5 MHz	3972.48 MHz	
15 MHz	30	DFT-s	pi/2 BPSK	1	1	20.01	20.23	19.50	19.14	19.67	19.88	0
				1	18	20.01	20.10	19.36	19.17	19.77	19.95	0
				1	36	20.12	20.06	19.35	19.28	19.93	20.09	0
				18	0	19.62	19.79	19.07	18.76	19.31	19.51	0.5
				18	9	20.15	20.23	19.52	19.31	19.90	20.04	0
				18	18	19.67	19.69	18.96	18.84	19.45	19.60	0.5
			QPSK	36	0	19.66	19.74	19.02	18.80	19.40	19.59	0.5
				1	1	20.09	20.36	19.63	19.16	19.69	20.03	0
				1	18	20.10	20.24	19.50	19.18	19.81	19.98	0
				1	36	20.23	20.17	19.43	19.33	19.96	20.10	0
				18	0	19.16	19.33	18.58	18.26	18.82	19.02	1
				18	9	20.17	20.23	19.52	19.31	19.91	20.07	0
				18	18	19.18	19.19	18.45	18.34	18.96	19.11	1
				36	0	19.15	19.23	18.52	18.29	18.91	19.06	1
			16QAM	1	1	19.26	19.22	18.91	18.18	18.89	19.19	1
			64QAM	1	1	17.78	17.77	17.06	16.82	17.40	17.65	2.5
			256QAM	1	1	15.32	15.42	14.82	14.47	14.96	15.20	4.5
CP	QPSK	1	1	18.58	18.77	18.07	17.70	18.20	18.45	1.5		

NR Band n77_ 20 MHz Bandwidth

Bandwidth	SCS(kHz)	OFDM	Modulation	RB Size	RB Offset	Max. Average Power (dBm)						MPR [dB]
						647334	650800	654266	657734	661200	664666	
						3710.01 MHz	3762 MHz	3813.99 MHz	3866.01 MHz	3918 MHz	3969.99 MHz	
20 MHz	30	DFT-s OFDM	pi/2 BPSK	1	1	20.04	20.27	19.52	19.11	19.54	19.81	0
				1	26	20.11	20.11	19.40	19.20	19.76	19.89	0
				1	49	20.14	19.98	19.30	19.28	19.91	20.05	0
				25	0	19.66	19.79	19.07	18.72	19.23	19.44	0.5
				25	13	20.20	20.21	19.51	19.31	19.85	20.00	0
				25	26	19.71	19.64	18.92	18.85	19.44	19.54	0.5
				50	0	19.71	19.72	19.03	18.79	19.36	19.50	0.5
			QPSK	1	1	20.12	20.32	19.58	19.05	19.57	19.78	0
				1	26	20.14	20.16	19.45	19.16	19.75	19.83	0
				1	49	20.15	19.97	19.31	19.22	19.93	20.00	0
				25	0	19.20	19.31	18.60	18.25	18.77	18.97	1
				25	13	20.21	20.21	19.52	19.31	19.87	20.02	0
				25	26	19.22	19.14	18.44	18.34	18.97	19.07	1
				50	0	19.20	19.21	18.52	18.27	18.85	18.99	1
			16QAM	1	1	18.86	19.01	18.50	18.13	18.10	18.89	1
			64QAM	1	1	17.56	17.98	17.13	16.78	17.21	17.37	2.5
			256QAM	1	1	15.51	15.55	15.03	14.56	14.95	15.34	4.5
CP	QPSK	1	1	18.55	18.83	18.01	17.59	18.02	18.29	1.5		

NR Band n77_ 25 MHz Bandwidth

Bandwidth	SCS(kHz)	OFDM	Modulation	RB Size	RB Offset	Max. Average Power (dBm)						MPR [dB]
						647500	650900	654300	657700	661100	664500	
						3712.5 MHz	3763.5 MHz	3814.5 MHz	3865.5 MHz	3916.5 MHz	3967.5 MHz	
25 MHz	30	DFT-s	pi/2 BPSK	1	1	20.10	20.29	19.54	19.06	19.43	19.76	0
				1	32	20.18	20.12	19.44	19.16	19.69	19.83	0
				1	63	20.21	19.91	19.25	19.27	19.91	20.03	0
				32	0	19.71	19.80	19.10	18.69	19.13	19.37	0.5
				32	17	20.23	20.20	19.50	19.27	19.77	19.93	0
				32	33	19.75	19.58	18.90	18.83	19.41	19.51	0.5
				64	0	19.75	19.70	19.02	18.79	19.29	19.45	0.5
			QPSK	1	1	20.09	20.23	19.51	19.21	19.44	19.89	0
				1	32	20.08	19.99	19.34	19.27	19.61	19.94	0
				1	63	20.13	19.84	19.18	19.38	19.84	20.03	0
				32	0	19.24	19.33	18.60	18.22	18.64	18.90	1
				32	17	20.26	20.21	19.51	19.30	19.81	19.96	0
				32	33	19.25	19.10	18.38	18.35	18.91	19.05	1
				64	0	19.24	19.18	18.51	18.27	18.78	18.95	1
			16QAM	1	1	19.12	19.31	18.56	18.42	18.41	18.89	1
			64QAM	1	1	17.65	17.96	17.08	16.58	17.03	17.27	2.5
			256QAM	1	1	15.34	15.69	14.79	14.29	14.69	15.01	4.5
CP	QPSK	1	1	18.64	18.76	18.08	17.62	17.95	18.33	1.5		

NR Band n77_ 30 MHz Bandwidth

Bandwidth	SCS(kHz)	OFDM	Modulation	RB Size	RB Offset	Max. Average Power (dBm)						MPR [dB]
						647668	651000	654334	657666	661000	664332	
						3715.02 MHz	3765 MHz	3815.01 MHz	3864.99 MHz	3915 MHz	3964.98 MHz	
30 MHz	30	DFT-s	pi/2 BPSK	1	1	19.94	20.09	19.35	19.21	19.32	19.91	0
				1	39	20.12	19.98	19.30	19.43	19.66	19.96	0
				1	76	20.18	19.72	19.12	19.32	19.91	20.04	0
				36	0	19.57	19.59	18.91	18.84	19.03	19.49	0.5
				36	21	20.15	20.01	19.35	19.40	19.72	20.02	0
				36	42	19.68	19.40	18.75	18.92	19.40	19.56	0.5
			QPSK	75	0	19.63	19.53	18.87	18.90	19.23	19.51	0.5
				1	1	20.09	20.07	19.49	19.36	19.45	20.05	0
				1	39	20.15	19.90	19.37	19.47	19.80	20.05	0
				1	76	20.29	19.68	19.27	19.44	20.01	20.14	0
				36	0	19.11	19.14	18.45	18.36	18.56	19.00	1
				36	21	20.14	20.04	19.37	19.41	19.76	20.01	0
				36	42	19.19	18.92	18.26	18.43	18.90	19.08	1
				75	0	19.15	19.03	18.35	18.38	18.71	19.00	1
				16QAM	1	1	19.29	19.23	18.63	18.14	18.57	18.88
			64QAM	1	1	17.48	17.58	17.02	16.67	16.83	17.56	2.5
			256QAM	1	1	15.20	15.38	14.59	14.52	14.56	15.16	4.5
			CP	QPSK	1	1	18.50	18.66	17.91	17.80	17.84	18.45

NR Band n77_40 MHz Bandwidth

Bandwidth	SCS(kHz)	OFDM	Modulation	RB Size	RB Offset	Max. Average Power (dBm)						MPR [dB]
						648000	651200	654400	657600	660800	664000	
						3720 MHz	3768 MHz	3816 MHz	3864 MHz	3912 MHz	3960 MHz	
40 MHz	30	DFT-s OFDM	pi/2 BPSK	1	1	20.03	20.17	19.39	19.15	19.33	19.93	0
				1	53	20.22	19.94	19.29	19.34	19.71	19.85	0
				1	104	20.30	19.62	19.11	19.30	19.94	20.04	0
				50	0	19.69	19.63	18.94	18.81	19.03	19.44	0.5
				50	28	20.23	19.99	19.35	19.37	19.75	19.91	0
				50	56	19.83	19.32	18.74	18.90	19.45	19.49	0.5
			QPSK	100	0	19.72	19.53	18.88	18.86	19.23	19.45	0.5
				1	1	20.08	20.24	19.44	19.12	19.36	19.98	0
				1	53	20.18	19.94	19.31	19.26	19.71	19.83	0
				1	104	20.33	19.66	19.11	19.21	19.97	20.07	0
				50	0	19.20	19.18	18.47	18.33	18.57	18.97	1
				50	28	20.24	20.02	19.36	19.39	19.78	19.94	0
				50	56	19.32	18.83	18.24	18.41	18.96	19.01	1
				100	0	19.23	19.01	18.36	18.36	18.71	18.91	1
				16QAM	1	1	18.77	19.45	17.92	17.91	18.51	18.91
			64QAM	1	1	17.52	17.89	17.10	16.87	16.71	17.35	2.5
			256QAM	1	1	15.41	15.45	14.87	14.55	14.77	15.42	4.5
			CP	QPSK	1	1	18.53	18.73	17.97	17.67	17.81	18.41

NR Band n77_ 50 MHz Bandwidth

Bandwidth	SCS(kHz)	OFDM	Modulation	RB Size	RB Offset	Max. Average Power (dBm)					MPR [dB]	
						648334	652166	656000		659834		663666
						3725.01 MHz	3782.49 MHz	3840 MHz		3897.51 MHz		3954.99 MHz
50 MHz	30	DFT-s OFDM	pi/2 BPSK	1	1	19.93	20.15	19.29		19.19	19.99	0
				1	67	20.08	19.76	19.06		19.30	19.87	0
				1	131	20.31	19.49	19.21		19.82	19.99	0
				64	0	19.57	19.57	18.73		18.78	19.58	0.5
				64	35	20.18	19.86	19.14		19.39	19.96	0
				64	69	19.83	19.20	18.73		19.11	19.47	0.5
			128	0	19.69	19.36	18.65		18.89	19.49	0.5	
			QPSK	1	1	19.89	20.11	19.25		19.15	19.96	0
				1	67	20.05	19.72	18.99		19.21	19.85	0
				1	131	20.27	19.46	19.13		19.73	19.93	0
				64	0	19.11	19.09	18.22		18.29	19.13	1
				64	35	20.20	19.87	19.14		19.39	20.00	0
				64	69	19.34	18.67	18.19		18.62	18.98	1
			128	0	19.16	18.85	18.13		18.35	19.00	1	
			16QAM	1	1	18.56	19.16	18.34		18.32	19.15	1
			64QAM	1	1	17.63	17.63	16.69		16.52	17.42	2.5
			256QAM	1	1	15.37	15.62	14.72		14.46	15.43	4.5
CP	QPSK	1	1	18.44	18.64	17.74		17.73	18.51	1.5		

NR Band n77_ 60 MHz Bandwidth

Bandwidth	SCS(kHz)	OFDM	Modulation	RB Size	RB Offset	Max. Average Power (dBm)					MPR [dB]	
						648668	653556			658444		663332
						3730.02 MHz	3803.34 MHz			3876.66 MHz		3949.98 MHz
60 MHz	30	DFT-s OFDM	pi/2 BPSK	1	1	20.00	19.85			18.98	19.77	0
				1	81	20.26	19.58			19.24	19.87	0
				1	160	20.15	19.08			19.48	20.02	0
				81	0	19.68	19.21			18.66	19.50	0.5
				81	41	20.30	19.56			19.26	19.94	0
				81	81	19.88	18.85			18.81	19.43	0.5
			162	0	19.81	19.05			18.77	19.47	0.5	
			QPSK	1	1	20.00	19.81			19.09	19.91	0
				1	81	20.22	19.42			19.32	19.99	0
				1	160	20.11	19.02			19.58	20.14	0
				81	0	19.21	18.72			18.15	19.04	1
				81	41	20.32	19.56			19.28	19.95	0
				81	81	19.38	18.33			18.29	18.94	1
			162	0	19.29	18.52			18.26	18.96	1	
			16QAM	1	1	19.04	18.90			17.86	18.73	1
			64QAM	1	1	17.60	17.44			16.68	17.52	2.5
			256QAM	1	1	15.62	15.11			14.35	15.03	4.5
CP	QPSK	1	1	18.49	18.37			17.53	18.36	1.5		

NR Band n77_70 MHz Bandwidth

Bandwidth	SCS(kHz)	OFDM	Modulation	RB Size	RB Offset	Max. Average Power (dBm)						MPR [dB]	
						649000	654336			658334	663000		
						3750 MHz	3804.99 MHz			3875.01 MHz	3945 MHz		
70 MHz	30	DFT-s OFDM	pi/2 BPSK	1	1	19.95	19.94			18.96	19.51	0	
				1	95	20.17	19.49			19.15	19.79	0	
				1	187	20.06	19.01			19.60	20.11	0	
				90	0	19.58	19.26			18.58	19.37	0.5	
				90	50	20.27	19.56			19.23	19.90	0	
				90	99	19.78	18.76			18.84	19.40	0.5	
			QPSK	180	0	19.77	19.05			18.74	19.46	0.5	
				1	1	20.11	20.05			18.98	19.63	0	
				1	95	20.29	19.58			19.19	19.95	0	
				1	187	20.19	19.12			19.60	20.21	0	
				90	0	19.10	18.75			18.09	18.90	1	
				90	50	20.28	19.56			19.22	19.93	0	
				90	99	19.31	18.25			18.29	18.92	1	
				180	0	19.25	18.53			18.20	18.95	1	
				16QAM	1	1	18.89	18.85			17.66	18.48	1
				64QAM	1	1	17.62	17.32			16.66	17.18	2.5
			256QAM	1	1	15.24	15.25			14.39	14.84	4.5	
			CP	QPSK	1	1	18.49	18.46			17.48	18.09	1.5

NR Band n77_80 MHz Bandwidth

Bandwidth	SCS(kHz)	OFDM	Modulation	RB Size	RB Offset	Max. Average Power (dBm)						MPR [dB]	
						649334		656000		662666			
						3740.01 MHz		3840 MHz		3939.99 MHz			
80 MHz	30	DFT-s OFDM	pi/2 BPSK	1	1	20.04		19.47		19.43		0	
				1	109	20.30		19.06		19.93		0	
				1	215	19.86		19.33		20.10		0	
				108	0	19.70		18.81		19.38		0.5	
				108	55	20.38		19.14		20.04		0	
				108	109	19.70		18.73		19.41		0.5	
			QPSK	216	0	19.87		18.63		19.58		0.5	
				1	1	20.21		19.50		19.51		0	
				1	109	20.41		19.09		19.98		0	
				1	215	19.98		19.32		20.13		0	
				108	0	19.24		18.29		18.92		1	
				108	55	20.41		19.13		20.06		0	
				108	109	19.22		18.23		18.91		1	
				216	0	19.37		18.11		19.07		1	
				16QAM	1	1	19.01		18.28		18.15		1
				64QAM	1	1	17.76		17.06		17.16		2.5
			256QAM	1	1	15.36		14.87		14.88		4.5	
			CP	QPSK	1	1	18.64		17.98		18.00		1.5

NR Band n77_ 90 MHz Bandwidth

Bandwidth	SCS(kHz)	OFDM	Modulation	RB Size	RB Offset	Max. Average Power (dBm)				MPR [dB]		
						649668		656000			662332	
						3745.02 MHz		3840 MHz			3934.98 MHz	
90 MHz	30	DFT-s OFDM	pi/2 BPSK	1	1	20.04		19.55		19.42	0	
				1	123	20.18		19.05		19.98	0	
				1	243	19.82		19.37		20.01	0	
				120	0	19.61		18.84		19.29	0.5	
				120	63	20.28		19.10		20.07	0	
				120	125	19.57		18.77		19.40	0.5	
				243	0	19.83		18.64		19.61	0.5	
			QPSK	1	1	20.18		19.59		19.46	0	
				1	123	20.33		19.06		20.04	0	
				1	243	19.95		19.37		20.05	0	
				120	0	19.15		18.35		18.83	1	
				120	63	20.30		19.12		20.11	0	
				120	125	19.07		18.25		18.91	1	
			243	0	19.30		18.12		19.10	1		
			16QAM	1	1	19.17		18.52		18.24	1	
			64QAM	1	1	17.74		17.10		17.02	2.5	
			256QAM	1	1	15.41		15.05		14.93	4.5	
CP	QPSK	1	1	18.63		18.04		17.92	1.5			

NR Band n77_ 100 MHz Bandwidth

Bandwidth	SCS(kHz)	OFDM	Modulation	RB Size	RB Offset	Max. Average Power (dBm)				MPR [dB]		
						650000					662000	
						3750 MHz					3930 MHz	
100 MHz	30	DFT-s OFDM	pi/2 BPSK	1	1	20.14				19.38	0	
				1	137	20.21				19.92	0	
				1	271	19.69				20.17	0	
				135	0	19.68				19.04	0.5	
				135	69	20.30				20.00	0	
				135	138	19.41				19.42	0.5	
				270	0	19.82				19.53	0.5	
			QPSK	1	1	20.20				19.37	0	
				1	137	20.28				19.88	0	
				1	271	19.73				20.13	0	
				135	0	19.23				18.59	1	
				135	69	20.34				20.02	0	
				135	138	18.94				18.93	1	
			270	0	19.30				19.02	1		
			16QAM	1	1	19.27				18.34	1	
			64QAM	1	1	17.64				16.97	2.5	
			256QAM	1	1	15.47				14.89	4.5	
CP	QPSK	1	1	18.71				17.89	1.5			

[NR Band n77 DoD Conducted Power]

NR Band n77_10 MHz Bandwidth

Bandwidth	SCS(kHz)	OFDM	Modulation	RB Size	RB Offset	Max. Average Power (dBm)			MPR [dB]
						630334	633334	636332	
						3445.01 MHz	3500.01 MHz	3544.98 MHz	
10 MHz	30	DFT-s	pi/2 BPSK	1	1	19.63	20.03	20.25	0
				1	12	19.63	20.21	20.37	0
				1	22	19.55	20.18	20.28	0
				12	0	19.17	19.65	19.82	0.5
				12	6	19.65	20.21	20.34	0
				12	12	19.13	19.75	19.82	0.5
			QPSK	24	0	19.18	19.72	19.84	0.5
				1	1	19.59	20.01	20.19	0
				1	12	19.55	20.09	20.24	0
				1	22	19.48	20.13	20.21	0
				12	0	18.71	19.18	19.37	1
				12	6	19.67	20.24	20.36	0
			16QAM	12	12	18.65	19.25	19.37	1
				24	0	18.67	19.22	19.34	1
				1	1	18.69	19.01	19.22	1
			64QAM	1	1	17.33	17.72	17.90	2.5
				1	1	15.12	15.48	15.66	4.5
CP	QPSK	1	1	18.13	18.51	18.74	1.5		

NR Band n77_15 MHz Bandwidth

Bandwidth	SCS(kHz)	OFDM	Modulation	RB Size	RB Offset	Max. Average Power (dBm)			MPR [dB]
						630500	633334	636166	
						3457.5 MHz	3500.01 MHz	3542.49 MHz	
15 MHz	30	DFT-s	pi/2 BPSK	1	1	19.70	19.99	20.21	0
				1	18	19.57	20.08	20.18	0
				1	36	19.56	20.20	20.22	0
				18	0	19.26	19.64	19.79	0.5
				18	9	19.70	20.21	20.29	0
				18	18	19.17	19.74	19.79	0.5
			QPSK	36	0	19.23	19.72	19.81	0.5
				1	1	19.84	20.12	20.35	0
				1	18	19.69	20.20	20.31	0
				1	36	19.67	20.32	20.32	0
				18	0	18.76	19.16	19.31	1
				18	9	19.71	20.24	20.31	0
			16QAM	18	18	18.66	19.27	19.31	1
				36	0	18.71	19.22	19.31	1
				1	1	19.14	19.15	19.18	1
			64QAM	1	1	17.38	17.72	17.68	2.5
				1	1	14.95	15.24	15.49	4.5
CP	QPSK	1	1	18.27	18.54	18.74	1.5		

NR Band n77_20 MHz Bandwidth

Bandwidth	SCS(kHz)	OFDM	Modulation	RB Size	RB Offset	Max. Average Power (dBm)			MPR [dB]
						630668	633334	636000	
						3460.02 MHz	3500.01 MHz	3540 MHz	
20 MHz	30	DFT-s	pi/2 BPSK	1	1	19.78	19.91	20.14	0
				1	26	19.61	20.13	20.17	0
				1	49	19.58	20.19	20.17	0
				25	0	19.29	19.59	19.74	0.5
				25	13	19.70	20.20	20.25	0
				25	26	19.17	19.74	19.74	0.5
			50	0	19.23	19.70	19.75	0.5	
			QPSK	1	1	19.80	19.98	20.18	0
				1	26	19.64	20.17	20.17	0
				1	49	19.58	20.20	20.19	0
				25	0	18.81	19.14	19.26	1
				25	13	19.73	20.22	20.27	0
				25	26	18.69	19.26	19.25	1
			50	0	18.73	19.20	19.26	1	
			16QAM	1	1	19.10	18.48	18.74	1
			64QAM	1	1	17.21	17.57	17.80	2.5
			256QAM	1	1	15.26	15.42	15.52	4.5
			CP	QPSK	1	1	18.22	18.40	18.62

NR Band n77_25 MHz Bandwidth

Bandwidth	SCS(kHz)	OFDM	Modulation	RB Size	RB Offset	Max. Average Power (dBm)			MPR [dB]
						631000	633334	635666	
						3465 MHz	3500.01 MHz	3534.99 MHz	
25 MHz	30	DFT-s	pi/2 BPSK	1	1	19.62	19.85	20.13	0
				1	32	19.75	20.17	20.09	0
				1	63	19.76	20.22	19.85	0
				32	0	19.22	19.57	19.66	0.5
				32	17	19.78	20.21	20.12	0
				32	33	19.31	19.75	19.55	0.5
			64	0	19.30	19.72	19.63	0.5	
			QPSK	1	1	19.55	19.82	20.26	0
				1	32	19.60	20.07	20.10	0
				1	63	19.68	20.15	19.97	0
				32	0	18.75	19.10	19.20	1
				32	17	19.79	20.24	20.14	0
				32	33	18.83	19.27	19.04	1
			64	0	18.78	19.21	19.15	1	
			16QAM	1	1	18.60	18.98	19.45	1
			64QAM	1	1	17.27	17.43	17.59	2.5
			256QAM	1	1	15.13	15.26	15.36	4.5
			CP	QPSK	1	1	18.07	18.35	18.69

NR Band n77_30 MHz Bandwidth

Bandwidth	SCS(kHz)	OFDM	Modulation	RB Size	RB Offset	Max. Average Power (dBm)			MPR [dB]
						631000	633334	635666	
						3465 MHz	3500.01 MHz	3534.99 MHz	
30 MHz	30	DFT-s	pi/2 BPSK	1	1	19.66	19.77	20.29	0
				1	39	19.55	20.19	20.37	0
				1	76	19.44	20.23	20.27	0
				36	0	19.14	19.54	19.85	0.5
				36	21	19.55	20.21	20.36	0
				36	42	19.01	19.77	19.86	0.5
				75	0	19.09	19.70	19.86	0.5
			QPSK	1	1	19.80	19.92	20.40	0
				1	39	19.58	20.23	20.38	0
				1	76	19.55	20.33	20.40	0
				36	0	18.68	19.05	19.38	1
				36	21	19.57	20.23	20.39	0
				36	42	18.52	19.28	19.37	1
				75	0	18.55	19.19	19.37	1
			16QAM	1	1	19.19	18.69	19.46	1
			64QAM	1	1	17.20	17.40	17.89	2.5
			256QAM	1	1	14.91	15.02	15.50	4.5
			CP	QPSK	1	1	18.21	18.33	18.83

NR Band n77_40 MHz Bandwidth

Bandwidth	SCS(kHz)	OFDM	Modulation	RB Size	RB Offset	Max. Average Power (dBm)			MPR [dB]
						631334		635332	
						3470.01 MHz		3529.98 MHz	
40 MHz	30	DFT-s	pi/2 BPSK	1	1	19.74		20.20	0
				1	53	19.55		20.23	0
				1	104	19.83		20.18	0
				50	0	19.19		19.78	0.5
				50	28	19.59		20.26	0
				50	56	19.12		19.76	0.5
				100	0	19.11		19.78	0.5
			QPSK	1	1	19.78		20.26	0
				1	53	19.58		20.27	0
				1	104	19.85		20.23	0
				50	0	18.72		19.31	1
				50	28	19.62		20.29	0
				50	56	18.64		19.29	1
				100	0	18.61		19.27	1
			16QAM	1	1	19.06		19.31	1
			64QAM	1	1	17.34		17.66	2.5
			256QAM	1	1	15.04		15.44	4.5
			CP	QPSK	1	1	18.31		18.77

NR Band n77_50 MHz Bandwidth

Bandwidth	SCS(kHz)	OFDM	Modulation	RB Size	RB Offset	Max. Average Power (dBm)			MPR [dB]
						631668		635000	
						3475.02 MHz		3525 MHz	
50 MHz	30	DFT-s	pi/2 BPSK	1	1	19.66		20.07	0
				1	67	19.42		20.09	0
				1	131	20.00		20.11	0
				64	0	19.08		19.70	0.5
				64	35	19.51		20.19	0
				64	69	19.26		19.68	0.5
				128	0	19.00		19.69	0.5
			QPSK	1	1	19.61		20.15	0
				1	67	19.35		20.11	0
				1	131	19.93		20.12	0
				64	0	18.61		19.23	1
				64	35	19.54		20.21	0
				64	69	18.78		19.19	1
				128	0	18.52		19.19	1
			16QAM	1	1	18.82		18.66	1
			64QAM	1	1	17.17		17.78	2.5
			256QAM	1	1	15.16		15.50	4.5
			CP	QPSK	1	1	18.15		18.56

NR Band n77_60 MHz Bandwidth

Bandwidth	SCS(kHz)	OFDM	Modulation	RB Size	RB Offset	Max. Average Power (dBm)			MPR [dB]
							633334		
							3500.01 MHz		
60 MHz	30	DFT-s	pi/2 BPSK	1	1	19.56		0	
				1	81	20.22		0	
				1	160	20.20		0	
				81	0	19.33		0.5	
				81	41	20.22		0	
				81	81	19.80		0.5	
				162	0	19.70		0.5	
			QPSK	1	1	19.54		0	
				1	81	20.10		0	
				1	160	20.18		0	
				81	0	18.86		1	
				81	41	20.24		0	
				81	81	19.30		1	
				162	0	19.18		1	
			16QAM	1	1	18.59		1	
			64QAM	1	1	17.05		2.5	
			256QAM	1	1	14.81		4.5	
			CP	QPSK	1	1	18.06		1.5

NR Band n77_70 MHz Bandwidth

Bandwidth	SCS(kHz)	OFDM	Modulation	RB Size	RB Offset	Max. Average Power (dBm)		MPR [dB]
						633334	3500.01 MHz	
70 MHz	30	DFT-s	pi/2 BPSK	1	1		19.57	0
				1	95		20.13	0
				1	187		20.23	0
				90	0		19.22	0.5
				90	50		20.21	0
				90	99		19.79	0.5
				180	0		19.62	0.5
			QPSK	1	1		19.73	0
				1	95		20.26	0
				1	187		20.33	0
				90	0		18.73	1
				90	50		20.23	0
				90	99		19.29	1
				180	0		19.11	1
			16QAM	1	1		18.79	1
			64QAM	1	1		17.27	2.5
			256QAM	1	1		14.85	4.5
CP	QPSK	1	1		18.15	1.5		

NR Band n77_80 MHz Bandwidth

Bandwidth	SCS(kHz)	OFDM	Modulation	RB Size	RB Offset	Max. Average Power (dBm)		MPR [dB]
						633334	3500.01 MHz	
80 MHz	30	DFT-s	pi/2 BPSK	1	1		19.66	0
				1	109		20.15	0
				1	215		20.28	0
				108	0		19.16	0.5
				108	55		20.18	0
				108	109		19.80	0.5
				216	0		19.66	0.5
			QPSK	1	1		19.74	0
				1	109		20.21	0
				1	215		20.28	0
				108	0		18.69	1
				108	55		20.23	0
				108	109		19.30	1
				216	0		19.12	1
			16QAM	1	1		18.59	1
			64QAM	1	1		17.08	2.5
			256QAM	1	1		15.16	4.5
CP	QPSK	1	1		18.23	1.5		

NR Band n77_90 MHz Bandwidth

Bandwidth	SCS(kHz)	OFDM	Modulation	RB Size	RB Offset	Max. Average Power (dBm)			MPR [dB]
							633334		
							3500.01 MHz		
90 MHz	30	DFT-s	pi/2 BPSK	1	1		19.78		0
				1	123		20.13		0
				1	243		20.31		0
				120	0		19.13		0.5
				120	63		20.20		0
				120	125		19.80		0.5
				243	0		19.63		0.5
			QPSK	1	1		19.85		0
				1	123		20.20		0
				1	243		20.32		0
				120	0		18.66		1
				120	63		20.21		0
				120	125		19.30		1
				243	0		19.13		1
			16QAM	1	1		18.83		1
			64QAM	1	1		17.31		2.5
			256QAM	1	1		15.12		4.5
CP	QPSK	1	1		18.34		1.5		

NR Band n77_100 MHz Bandwidth

Bandwidth	SCS(kHz)	OFDM	Modulation	RB Size	RB Offset	Max. Average Power (dBm)			MPR [dB]
							633334		
							3500.01 MHz		
100 MHz	30	DFT-s	pi/2 BPSK	1	1		19.93		0
				1	137		20.13		0
				1	271		20.39		0
				135	0		19.14		0.5
				135	69		20.16		0
				135	138		19.79		0.5
				270	0		19.59		0.5
			QPSK	1	1		19.97		0
				1	137		20.20		0
				1	271		20.42		0
				135	0		18.67		1
				135	69		20.19		0
				135	138		19.31		1
				270	0		19.10		1
			16QAM	1	1		18.74		1
			64QAM	1	1		17.47		2.5
			256QAM	1	1		15.39		4.5
CP	QPSK	1	1		18.43		1.5		

[NR Band n41 Conducted Power] – Antenna: SRS

The output Power of the SRS signal was measured by the manufacturer's FTM Mode as follows.

NR Band n41_ 100 MHz Bandwidth - Antenna: Path 1

Bandwidth	SCS(kHz)	Modulation	Max. Average Power [dBm]				MPR [dB]
					518598		
					2592.99 MHz		
100 MHz	30	Zad-off chu sequence			11.80		0

NR Band n41_ 100 MHz Bandwidth - Antenna : Path 2

Bandwidth	SCS(kHz)	Modulation	Max. Average Power [dBm]				MPR [dB]
					518598		
					2592.99 MHz		
100 MHz	30	Zad-off chu sequence			15.00		0

NR Band n41_ 100 MHz Bandwidth - Antenna : Path 3

Bandwidth	SCS(kHz)	Modulation	Max. Average Power [dBm]				MPR [dB]
					518598		
					2592.99 MHz		
100 MHz	30	Zad-off chu sequence			15.90		0

11.4.2 NR Band Reduced Conducted Power(Hotspot, Earjack Insert, Grip Sensor Mode)

[NR Band n5 Conducted Power]

NR Band n5_ 5 MHz Bandwidth

Bandwidth	SCS(kHz)	OFDM	Modulation	RB Size	RB Offset	Reduced Power [dBm]			MPR [dB]	
						165300	167300	169300		
						826.5 MHz	836.5 MHz	846.5 MHz		
5 MHz	15	DFT-s OFDM	pi/2 BPSK	1	1	22.41	22.19	22.04	0	
				1	13	22.30	22.04	21.93	0	
				1	23	22.36	22.12	22.03	0	
				12	0	22.43	22.18	22.05	0	
				12	7	22.41	22.14	22.05	0	
				12	13	22.38	22.13	22.05	0	
			QPSK	25	0	22.41	22.17	22.04	0	
				1	1	22.39	22.21	22.04	0	
				1	13	22.31	22.05	21.95	0	
				1	23	22.38	22.10	22.05	0	
				12	0	22.41	22.17	22.04	0	
				12	7	22.39	22.14	22.06	0	
				12	13	22.37	22.12	22.05	0	
			16QAM	25	0	22.41	22.15	22.06	0	
				16QAM	1	1	22.42	22.23	22.09	0
				64QAM	1	1	22.45	22.28	22.13	0
			256QAM	1	1	20.81	20.64	20.50	0	
CP	QPSK	1	1	22.39	22.22	22.07	0			

NR Band n5_ 10 MHz Bandwidth

Bandwidth	SCS(kHz)	OFDM	Modulation	RB Size	RB Offset	Reduced Power [dBm]		MPR [dB]	
							167300		
							836.5 MHz		
10 MHz	15	DFT-s OFDM	pi/2 BPSK	1	1		22.26	0	
				1	26		22.31	0	
				1	50		22.09	0	
				25	0		22.24	0	
				25	14		22.15	0	
				25	27		22.12	0	
			QPSK	50	0		22.18	0	
				1	1		22.27	0	
				1	26		22.18	0	
				1	50		22.09	0	
				25	0		22.22	0	
				25	14		22.16	0	
				25	27		22.13	0	
			16QAM	50	0		22.17	0	
				16QAM	1	1		22.31	0
				64QAM	1	1		22.32	0
			256QAM	1	1		20.66	0	
CP	QPSK	1	1		22.28	0			

NR Band n5_ 15 MHz Bandwidth

Bandwidth	SCS(kHz)	OFDM	Modulation	RB Size	RB Offset	Reduced Power [dBm]		MPR [dB]
						167300	836.5 MHz	
15 MHz	15	DFT-s OFDM	pi/2 BPSK	1	1		22.31	0
				1	40		22.05	0
				1	77		22.04	0
				36	0		22.28	0
				36	22		22.15	0
				36	43		22.11	0
				75	0		22.17	0
			QPSK	1	1		22.37	0
				1	40		22.10	0
				1	77		22.08	0
				36	0		22.28	0
				36	22		22.17	0
				36	43		22.11	0
				75	0		22.17	0
			16QAM	1	1		22.34	0
			64QAM	1	1		22.36	0
256QAM	1	1		20.74	0			
CP	QPSK	1	1		22.34	0		

NR Band n5_ 20 MHz Bandwidth

Bandwidth	SCS(kHz)	OFDM	Modulation	RB Size	RB Offset	Reduced Power [dBm]		MPR [dB]
						167300	836.5 MHz	
20 MHz	15	DFT-s OFDM	pi/2 BPSK	1	1		22.36	0
				1	53		22.32	0
				1	104		22.04	0
				50	0		22.30	0
				50	28		22.17	0
				50	56		22.10	0
				100	0		22.19	0
			QPSK	1	1		22.38	0
				1	53		22.20	0
				1	104		22.04	0
				50	0		22.30	0
				50	28		22.17	0
				50	56		22.10	0
				100	0		22.19	0
			16QAM	1	1		22.36	0
			64QAM	1	1		22.48	0
256QAM	1	1		20.77	0			
CP	QPSK	1	1		22.36	0		

[NR Band n66 Conducted Power]

NR Band n66_5 MHz Bandwidth

Bandwidth	SCS(kHz)	OFDM	Modulation	RB Size	RB Offset	Reduced Power [dBm]			MPR [dB]
						342500	349000	355500	
						1712.5 MHz	1745 MHz	1777.5 MHz	
5 MHz	15	DFT-s OFDM	pi/2 BPSK	1	1	21.66	21.14	21.03	0
				1	13	21.50	21.04	20.94	0
				1	23	21.51	21.11	21.06	0
				12	0	21.64	21.15	21.06	0
				12	7	21.58	21.12	21.05	0
				12	13	21.57	21.15	21.06	0
			25	0	21.61	21.15	21.06	0	
			QPSK	1	1	21.65	21.17	21.05	0
				1	13	21.52	21.05	20.99	0
				1	23	21.55	21.13	21.05	0
				12	0	21.67	21.16	21.06	0
				12	7	21.61	21.13	21.05	0
				12	13	21.57	21.12	21.06	0
			25	0	21.61	21.11	21.07	0	
			16QAM	1	1	21.78	21.12	21.08	0
			64QAM	1	1	21.73	21.19	21.02	0
			256QAM	1	1	20.02	19.56	19.42	1
			CP	QPSK	1	1	21.67	21.12	21.04

NR Band n66_10 MHz Bandwidth

Bandwidth	SCS(kHz)	OFDM	Modulation	RB Size	RB Offset	Reduced Power [dBm]			MPR [dB]
						343000	349000	355000	
						1715 MHz	1745 MHz	1775 MHz	
10 MHz	15	DFT-s OFDM	pi/2 BPSK	1	1	21.71	21.17	20.97	0
				1	26	21.60	21.15	21.05	0
				1	50	21.48	21.07	21.03	0
				25	0	21.66	21.18	21.04	0
				25	14	21.57	21.14	21.06	0
				25	27	21.52	21.12	21.08	0
			50	0	21.57	21.15	21.05	0	
			QPSK	1	1	21.72	21.19	21.01	0
				1	26	21.62	21.13	21.05	0
				1	50	21.50	21.05	21.06	0
				25	0	21.67	21.17	21.05	0
				25	14	21.60	21.10	21.08	0
				25	27	21.55	21.11	21.07	0
			50	0	21.61	21.11	21.09	0	
			16QAM	1	1	21.74	21.10	20.98	0
			64QAM	1	1	21.74	21.27	21.10	0
			256QAM	1	1	20.14	19.61	19.42	1
			CP	QPSK	1	1	21.71	21.18	21.05

NR Band n66 _ 15 MHz Bandwidth

Bandwidth	SCS(kHz)	OFDM	Modulation	RB Size	RB Offset	Reduced Power [dBm]			MPR [dB]
						343500	349000	354500	
						1717.5 MHz	1745 MHz	1772.5 MHz	
15 MHz	15	DFT-s OFDM	pi/2 BPSK	1	1	21.68	21.23	20.88	0
				1	40	21.38	21.00	20.84	0
				1	77	21.37	21.01	20.97	0
				36	0	21.58	21.21	20.93	0
				36	22	21.46	21.13	20.95	0
				36	43	21.43	21.08	20.98	0
				75	0	21.50	21.12	20.96	0
			QPSK	1	1	21.66	21.28	20.90	0
				1	40	21.39	21.00	20.89	0
				1	77	21.36	21.00	21.02	0
				36	0	21.61	21.22	20.95	0
				36	22	21.49	21.12	20.98	0
				36	43	21.44	21.13	21.00	0
				75	0	21.49	21.13	20.96	0
			16QAM	1	1	21.82	21.30	20.97	0
			64QAM	1	1	21.75	21.40	20.93	0
			256QAM	1	1	20.12	19.66	19.32	1
			CP	QPSK	1	1	21.62	21.17	20.87

NR Band n66 _ 20 MHz Bandwidth

Bandwidth	SCS(kHz)	OFDM	Modulation	RB Size	RB Offset	Reduced Power [dBm]			MPR [dB]
						344000	349000	354000	
						1720 MHz	1745 MHz	1770 MHz	
20 MHz	15	DFT-s OFDM	pi/2 BPSK	1	1	21.64	21.27	20.90	0
				1	53	21.47	21.14	21.02	0
				1	104	21.34	20.99	20.99	0
				50	0	21.50	21.22	20.91	0
				50	28	21.42	21.12	20.93	0
				50	56	21.35	21.07	21.02	0
				100	0	21.40	21.12	20.97	0
			QPSK	1	1	21.61	21.31	20.91	0
				1	53	21.41	21.14	20.94	0
				1	104	21.34	20.98	21.00	0
				50	0	21.53	21.24	20.95	0
				50	28	21.43	21.12	20.97	0
				50	56	21.38	21.07	21.01	0
				100	0	21.44	21.13	21.01	0
			16QAM	1	1	21.75	21.36	20.94	0
			64QAM	1	1	21.77	21.30	21.01	0
			256QAM	1	1	20.04	19.70	19.26	1
			CP	QPSK	1	1	21.71	21.32	20.88

11.4.3 NR Band Reduced Conducted Power(RCV Mode)

[NR Band n77 Conducted Power]

NR Band n77_ 10 MHz Bandwidth

Bandwidth	SCS(kHz)	OFDM	Modulation	RB Size	RB Offset	Reduced Power [dBm]						MPR [dB]
						647000	650600	654200	657800	661400	665000	
						3705 MHz	3759 MHz	3813 MHz	3867 MHz	3921 MHz	3975 MHz	
10 MHz	30	DFT-s	pi/2 BPSK	1	1	16.40	16.23	15.73	15.19	16.01	16.05	0
				1	12	16.45	16.31	15.78	15.34	16.21	16.26	0
				1	22	16.47	16.29	15.72	15.34	16.26	16.24	0
				12	0	16.46	16.34	15.80	15.28	16.15	16.18	0
				12	6	16.52	16.35	15.78	15.34	16.24	16.24	0
				12	12	16.51	16.35	15.80	15.39	16.32	16.26	0
			QPSK	24	0	16.50	16.33	15.79	15.33	16.22	16.23	0
				1	1	16.39	16.36	15.73	15.21	16.02	16.15	0
				1	12	16.44	16.37	15.77	15.29	16.20	16.21	0
				1	22	16.45	16.34	15.72	15.34	16.27	16.28	0
				12	0	16.47	16.38	15.81	15.30	16.05	16.50	0
				12	6	16.50	16.35	15.81	15.34	16.31	16.22	0
			16QAM	12	12	16.54	16.37	15.81	15.40	16.34	16.26	0
				24	0	16.50	16.35	15.80	15.35	16.23	16.23	0
				1	1	16.66	16.79	15.76	15.15	16.14	16.41	0
			64QAM	1	1	16.37	16.34	15.49	15.32	15.97	16.36	0
				1	1	14.97	14.74	14.08	13.60	14.51	14.71	2
256QAM	1	1	14.97	14.74	14.08	13.60	14.51	14.71	2			
	CP	QPSK	1	1	16.52	16.26	15.90	15.22	16.10	16.13	0	

NR Band n77_ 15 MHz Bandwidth

Bandwidth	SCS(kHz)	OFDM	Modulation	RB Size	RB Offset	Reduced Power [dBm]						MPR [dB]
						647168	650700	654232	657766	661300	664832	
						3707.52 MHz	3760.5 MHz	3813.49 MHz	3866.5 MHz	3919.5 MHz	3972.48 MHz	
15 MHz	30	DFT-s	pi/2 BPSK	1	1	16.14	16.51	15.91	15.31	15.92	16.06	0
				1	18	16.16	16.44	15.86	15.34	16.11	16.11	0
				1	36	16.29	16.49	15.90	15.48	16.39	16.34	0
				18	0	16.24	16.59	15.97	15.38	16.13	16.23	0
				18	9	16.29	16.58	15.95	15.44	16.26	16.28	0
				18	18	16.32	16.60	15.94	15.53	16.33	16.38	0
			QPSK	36	0	16.28	16.58	15.95	15.45	16.22	16.31	0
				1	1	16.09	16.52	15.82	15.18	15.88	16.07	0
				1	18	16.09	16.42	15.77	15.27	16.08	16.11	0
				1	36	16.26	16.45	15.78	15.46	16.29	16.28	0
				18	0	16.17	16.59	15.95	15.35	16.11	16.19	0
				18	9	16.31	16.58	15.94	15.42	16.22	16.28	0
			16QAM	18	18	16.36	16.57	15.92	15.50	16.32	16.35	0
				36	0	16.31	16.55	15.95	15.44	16.24	16.26	0
				1	1	16.25	16.67	15.92	15.34	16.03	16.24	0
			64QAM	1	1	16.22	16.55	15.83	15.25	15.91	16.16	0
				1	1	14.68	15.13	14.36	13.75	14.44	14.58	2
256QAM	1	1	14.68	15.13	14.36	13.75	14.44	14.58	2			
	CP	QPSK	1	1	16.33	16.52	15.94	15.22	15.99	16.05	0	

NR Band n77_ 20 MHz Bandwidth

Bandwidth	SCS(kHz)	OFDM	Modulation	RB Size	RB Offset	Reduced Power [dBm]						MPR [dB]
						647334	650800	654266	657734	661200	664666	
						3710.01 MHz	3762 MHz	3813.99 MHz	3866.01 MHz	3918 MHz	3969.99 MHz	
20 MHz	30	DFT-s OFDM	pi/2 BPSK	1	1	16.32	16.36	15.70	15.10	15.54	15.99	0
				1	26	16.40	16.32	15.69	15.29	15.89	16.13	0
				1	49	16.51	16.33	15.70	15.42	16.23	16.33	0
				25	0	16.41	16.39	15.79	15.24	15.83	16.15	0
				25	13	16.50	16.38	15.77	15.37	16.02	16.22	0
				25	26	16.51	16.38	15.74	15.42	16.19	16.30	0
			QPSK	50	0	16.49	16.40	15.77	15.33	16.03	16.22	0
				1	1	16.38	16.29	15.73	15.17	15.66	16.06	0
				1	26	16.49	16.25	15.74	15.31	16.03	16.21	0
				1	49	16.57	16.26	15.72	15.48	16.30	16.37	0
				25	0	16.40	16.40	15.80	15.25	15.87	16.13	0
				25	13	16.48	16.39	15.77	15.36	16.05	16.24	0
			16QAM	25	26	16.52	16.41	15.73	15.45	16.19	16.30	0
				50	0	16.51	16.38	15.79	15.37	16.03	16.18	0
				1	1	16.74	16.54	16.06	15.23	15.89	16.25	0
			64QAM	1	1	16.64	16.36	15.64	15.21	15.66	16.43	0
				1	1	14.87	14.79	14.19	13.64	14.14	14.54	2
			256QAM	1	1	14.87	14.79	14.19	13.64	14.14	14.54	2
CP	QPSK	1	1	16.43	16.37	15.78	15.22	15.70	16.14	0		

NR Band n77_ 25 MHz Bandwidth

Bandwidth	SCS(kHz)	OFDM	Modulation	RB Size	RB Offset	Reduced Power [dBm]						MPR [dB]
						647500	650900	654300	657700	661100	664500	
						3712.5 MHz	3763.5 MHz	3814.5 MHz	3865.5 MHz	3916.5 MHz	3967.5 MHz	
25 MHz	30	DFT-s	pi/2 BPSK	1	1	16.28	16.32	15.70	15.08	15.38	16.21	0
				1	32	16.43	16.31	15.75	15.31	15.97	16.33	0
				1	63	16.55	16.28	15.68	15.47	16.21	16.58	0
				32	0	16.43	16.37	15.82	15.24	15.69	16.35	0
				32	17	16.51	16.36	15.81	15.34	15.99	16.46	0
				32	33	16.53	16.38	15.78	15.52	16.19	16.56	0
			QPSK	64	0	16.50	16.38	15.79	15.36	15.96	16.47	0
				1	1	16.30	16.38	15.70	15.06	15.45	16.30	0
				1	32	16.41	16.37	15.71	15.30	15.91	16.46	0
				1	63	16.55	16.33	15.67	15.43	16.24	16.54	0
				32	0	16.45	16.39	15.84	15.24	15.74	16.34	0
				32	17	16.52	16.41	15.83	15.36	16.01	16.42	0
			16QAM	32	33	16.55	16.38	15.77	15.45	16.21	16.54	0
				64	0	16.52	16.36	15.82	15.37	16.01	16.44	0
				1	1	16.29	16.78	15.63	15.26	15.70	15.80	0
			64QAM	1	1	16.19	16.34	15.65	15.07	15.51	16.64	0
				1	1	14.91	14.81	14.33	13.48	13.93	14.66	2
			256QAM	1	1	14.91	14.81	14.33	13.48	13.93	14.66	2
CP	QPSK	1	1	16.37	16.44	15.78	15.21	15.57	16.28	0		

NR Band n77_ 30 MHz Bandwidth

Bandwidth	SCS(kHz)	OFDM	Modulation	RB Size	RB Offset	Reduced Power [dBm]						MPR [dB]
						647668	651000	654334	657666	661000	664332	
						3715.02 MHz	3765 MHz	3815.01 MHz	3864.99 MHz	3915 MHz	3964.98 MHz	
30 MHz	30	DFT-s	pi/2 BPSK	1	1	16.38	16.17	15.61	15.23	15.40	16.12	0
				1	39	16.54	16.24	15.69	15.56	15.97	16.36	0
				1	76	16.76	16.15	15.61	15.60	16.36	16.38	0
				36	0	16.57	16.25	15.70	15.37	15.73	16.24	0
				36	21	16.67	16.27	15.72	15.52	16.01	16.23	0
				36	42	16.77	16.24	15.69	15.63	16.29	16.44	0
			QPSK	75	0	16.66	16.27	15.72	15.38	15.98	16.32	0
				1	1	16.41	16.18	15.53	15.17	15.34	16.15	0
				1	39	16.52	16.21	15.63	15.44	15.89	16.27	0
				1	76	16.71	16.17	15.55	15.53	16.33	16.43	0
				36	0	16.55	16.28	15.67	15.37	15.70	16.21	0
				36	21	16.64	16.30	15.72	15.50	15.91	16.31	0
				36	42	16.73	16.27	15.72	15.63	16.30	16.42	0
				75	0	16.62	16.30	15.74	15.49	15.99	16.28	0
				16QAM	1	1	16.24	16.38	15.62	15.31	15.41	16.33
			64QAM	1	1	16.38	16.30	15.63	15.15	15.37	16.16	0
			256QAM	1	1	14.88	14.78	14.18	13.73	13.99	14.50	2
			CP	QPSK	1	1	16.43	16.33	15.73	15.30	15.48	16.25

NR Band n77_40 MHz Bandwidth

Bandwidth	SCS(kHz)	OFDM	Modulation	RB Size	RB Offset	Reduced Power [dBm]						MPR [dB]
						648000	651200	654400	657600	660800	664000	
						3720 MHz	3768 MHz	3816 MHz	3864 MHz	3912 MHz	3960 MHz	
40 MHz	30	DFT-s OFDM	pi/2 BPSK	1	1	16.46	16.38	15.83	15.32	15.52	16.36	0
				1	53	16.44	16.19	15.68	15.44	15.96	16.21	0
				1	104	16.49	15.89	15.42	15.41	16.33	16.34	0
				50	0	16.56	16.33	15.80	15.40	15.75	16.32	0
				50	28	16.51	16.26	15.73	15.44	16.01	16.25	0
				50	56	16.54	16.05	15.58	15.48	16.27	16.29	0
			QPSK	100	0	16.51	16.24	15.72	15.42	15.97	16.22	0
				1	1	16.57	16.37	15.87	15.35	15.62	16.42	0
				1	53	16.52	16.20	15.71	15.43	16.05	16.25	0
				1	104	16.51	15.89	15.47	15.46	16.39	16.39	0
				50	0	16.54	16.38	15.79	15.38	15.75	16.31	0
				50	28	16.47	16.24	15.73	15.46	16.02	16.23	0
				50	56	16.54	16.08	15.58	15.49	16.28	16.31	0
				100	0	16.53	16.24	15.70	15.47	15.96	16.26	0
				16QAM	1	1	16.71	16.52	15.75	15.81	15.85	16.67
			64QAM	1	1	16.86	16.46	16.33	15.36	15.79	16.57	0
			256QAM	1	1	15.13	15.02	14.27	13.83	14.10	14.85	2
			CP	QPSK	1	1	16.67	16.54	16.00	15.41	15.81	16.36

NR Band n77_ 50 MHz Bandwidth

Bandwidth	SCS(kHz)	OFDM	Modulation	RB Size	RB Offset	Reduced Power [dBm]					MPR [dB]	
						648334	652166	656000		659834		663666
						3725.01	3782.49	3840		3897.51		3954.99
						MHz	MHz	MHz		MHz	MHz	
50 MHz	30	DFT-s OFDM	pi/2 BPSK	1	1	16.38	16.35	15.65		15.46	16.36	0
				1	67	16.33	16.01	15.37		15.57	16.22	0
				1	131	16.42	15.85	15.46		16.21	16.37	0
				64	0	16.45	16.26	15.54		15.54	16.43	0
				64	35	16.39	16.10	15.43		15.64	16.34	0
				64	69	16.49	15.99	15.45		15.95	16.30	0
			128	0	16.47	16.09	15.44		15.64	16.34	0	
			QPSK	1	1	16.39	16.45	15.65		15.45	16.39	0
				1	67	16.30	16.06	15.33		15.54	16.19	0
				1	131	16.49	15.95	15.44		16.19	16.32	0
				64	0	16.45	16.25	15.54		15.53	16.47	0
				64	35	16.43	16.08	15.42		15.69	16.33	0
				64	69	16.45	15.99	15.45		15.94	16.33	0
			128	0	16.48	16.07	15.43		15.63	16.37	0	
			16QAM	1	1	16.38	16.53	15.73		15.56	16.42	0
			64QAM	1	1	16.78	16.85	15.49		15.40	16.51	0
			256QAM	1	1	14.88	14.85	14.10		13.84	14.84	2
			CP	QPSK	1	1	16.53	16.39	15.70		15.62	16.43

NR Band n77_ 60 MHz Bandwidth

Bandwidth	SCS(kHz)	OFDM	Modulation	RB Size	RB Offset	Reduced Power [dBm]					MPR [dB]	
						648668	653556			658444		663332
						3730.02	3803.34			3876.66		3949.98
						MHz	MHz			MHz	MHz	
60 MHz	30	DFT-s OFDM	pi/2 BPSK	1	1	16.46	16.09			15.35	16.20	0
				1	81	16.48	15.93			15.44	16.26	0
				1	160	16.35	15.47			15.78	16.40	0
				81	0	16.51	15.96			15.43	16.43	0
				81	41	16.54	15.89			15.49	16.35	0
				81	81	16.57	15.73			15.56	16.28	0
			162	0	16.55	15.89			15.51	16.35	0	
			QPSK	1	1	16.45	16.07			15.33	16.21	0
				1	81	16.47	15.83			15.40	16.25	0
				1	160	16.36	15.44			15.80	16.37	0
				81	0	16.49	16.00			15.42	16.41	0
				81	41	16.57	15.90			15.52	16.31	0
				81	81	16.57	15.73			15.58	16.27	0
			162	0	16.56	15.88			15.51	16.30	0	
			16QAM	1	1	16.61	16.34			15.56	16.53	0
			64QAM	1	1	16.46	15.94			15.24	16.24	0
			256QAM	1	1	15.04	14.72			13.97	14.83	2
			CP	QPSK	1	1	16.65	16.07			15.40	16.31

NR Band n77_70 MHz Bandwidth

Bandwidth	SCS(kHz)	OFDM	Modulation	RB Size	RB Offset	Reduced Power [dBm]						MPR [dB]
						649000	654336			658334	663000	
						3750 MHz	3804.99 MHz			3875.01 MHz	3945 MHz	
70 MHz	30	DFT-s OFDM	pi/2 BPSK	1	1	16.44	16.22			15.28	15.84	0
				1	95	16.45	15.87			15.35	16.17	0
				1	187	16.22	15.46			15.89	16.35	0
				90	0	16.48	16.06			15.36	16.29	0
				90	50	16.54	15.94			15.42	16.32	0
				90	99	16.49	15.69			15.58	16.26	0
			180	0	16.57	15.93			15.49	16.35	0	
			QPSK	1	1	16.41	16.15			15.27	15.88	0
				1	95	16.41	15.84			15.30	16.15	0
				1	187	16.17	15.39			15.81	16.27	0
				90	0	16.47	16.05			15.38	16.24	0
				90	50	16.51	15.95			15.45	16.29	0
				90	99	16.49	15.70			15.57	16.20	0
			180	0	16.56	15.92			15.47	16.32	0	
			16QAM	1	1	16.61	16.25			15.46	16.01	0
			64QAM	1	1	16.37	16.31			15.35	15.96	0
			256QAM	1	1	14.89	14.81			13.81	14.39	2
			CP	QPSK	1	1	16.59	16.30			15.27	15.82

NR Band n77_80 MHz Bandwidth

Bandwidth	SCS(kHz)	OFDM	Modulation	RB Size	RB Offset	Reduced Power [dBm]						MPR [dB]
						649334		656000		662666		
						3740.01 MHz		3840 MHz		3939.99 MHz		
80 MHz	30	DFT-s OFDM	pi/2 BPSK	1	1	16.46		15.86		15.56		0
				1	109	16.47		15.32		16.18		0
				1	215	16.13		15.52		16.31		0
				108	0	16.52		15.64		16.13		0
				108	55	16.58		15.41		16.32		0
				108	109	16.40		15.44		16.17		0
			216	0	16.66		15.41		16.35		0	
			QPSK	1	1	16.46		15.91		15.73		0
				1	109	16.44		15.38		16.32		0
				1	215	16.06		15.58		16.38		0
				108	0	16.51		15.62		16.19		0
				108	55	16.58		15.37		16.36		0
				108	109	16.44		15.49		16.22		0
			216	0	16.62		15.43		16.34		0	
			16QAM	1	1	16.63		16.05		15.65		0
			64QAM	1	1	16.51		16.12		16.13		0
			256QAM	1	1	14.96		14.37		14.21		2
			CP	QPSK	1	1	16.63		15.98		15.73	

NR Band n77_ 90 MHz Bandwidth

Bandwidth	SCS(kHz)	OFDM	Modulation	RB Size	RB Offset	Reduced Power [dBm]					MPR [dB]	
						649668		656000		662332		
						3745.02 MHz		3840 MHz		3934.98 MHz		
90 MHz	30	DFT-s OFDM	pi/2 BPSK	1	1	16.45		15.91		15.64		0
				1	123	16.36		15.31		16.34		0
				1	243	16.03		15.59		16.51		0
				120	0	16.43		15.67		16.14		0
				120	63	16.47		15.39		16.48		0
				120	125	16.22		15.47		16.37		0
			243	0	16.55		15.40		16.49		0	
			QPSK	1	1	16.44		15.95		15.79		0
				1	123	16.32		15.37		16.49		0
				1	243	15.95		15.64		16.56		0
				120	0	16.45		15.69		16.17		0
				120	63	16.49		15.42		16.52		0
				120	125	16.24		15.49		16.36		0
			243	0	16.53		15.43		16.51		0	
			16QAM	1	1	16.51		16.15		15.86		0
			64QAM	1	1	16.48		16.08		15.81		0
			256QAM	1	1	15.02		14.43		14.20		2
			CP	QPSK	1	1	16.57		16.04		15.83	

NR Band n77_ 100 MHz Bandwidth

Bandwidth	SCS(kHz)	OFDM	Modulation	RB Size	RB Offset	Reduced Power [dBm]					MPR [dB]	
						650000				662000		
						3750 MHz				3930 MHz		
100 MHz	30	DFT-s OFDM	pi/2 BPSK	1	1	16.60				15.60		0
				1	137	16.41				16.30		0
				1	271	16.03				16.55		0
				135	0	16.54				15.95		0
				135	69	16.51				16.47		0
				135	138	16.19				16.40		0
			270	0	16.61				16.46		0	
			QPSK	1	1	16.55				16.72		0
				1	137	16.49				16.37		0
				1	271	16.07				16.54		0
				135	0	16.47				15.94		0
				135	69	16.47				16.52		0
				135	138	16.16				16.39		0
			270	0	16.57				16.45		0	
			16QAM	1	1	16.65				15.43		0
			64QAM	1	1	16.87				15.82		0
			256QAM	1	1	15.12				14.29		2
			CP	QPSK	1	1	15.57				16.85	

[NR Band n77 DoD Conducted Power]

NR Band n77_10 MHz Bandwidth

Bandwidth	SCS(kHz)	OFDM	Modulation	RB Size	RB Offset	Reduced Power [dBm]			MPR [dB]
						630334	633334	636332	
						3445.01 MHz	3500.01 MHz	3544.98 MHz	
10 MHz	30	DFT-s	pi/2 BPSK	1	1	16.11	15.97	16.62	0
				1	12	16.08	16.13	16.72	0
				1	22	15.89	16.11	16.60	0
				12	0	16.06	16.01	16.65	0
				12	6	16.00	16.08	16.66	0
				12	12	15.92	16.12	16.65	0
			QPSK	24	0	16.01	16.09	16.66	0
				1	1	16.07	15.92	16.65	0
				1	12	15.92	16.00	16.62	0
				1	22	15.83	16.09	16.68	0
				12	0	16.07	16.05	16.62	0
				12	6	16.02	16.11	16.63	0
			16QAM	12	12	15.95	16.15	16.65	0
				24	0	16.04	16.12	16.63	0
				1	1	16.38	16.25	16.80	0
			64QAM	1	1	15.86	15.66	16.88	0
			256QAM	1	1	14.41	14.30	15.02	2
			CP	QPSK	1	1	16.11	16.07	16.66

NR Band n77_15 MHz Bandwidth

Bandwidth	SCS(kHz)	OFDM	Modulation	RB Size	RB Offset	Reduced Power [dBm]			MPR [dB]
						630500	633334	636166	
						3457.5 MHz	3500.01 MHz	3542.49 MHz	
15 MHz	30	DFT-s	pi/2 BPSK	1	1	15.95	15.76	16.44	0
				1	18	15.67	15.88	16.45	0
				1	36	15.56	16.04	16.53	0
				18	0	15.89	15.89	16.53	0
				18	9	15.79	16.00	16.55	0
				18	18	15.69	16.02	16.59	0
			QPSK	36	0	15.81	15.96	16.56	0
				1	1	15.82	15.67	16.37	0
				1	18	15.60	15.74	16.25	0
				1	36	15.50	15.96	16.33	0
				18	0	15.91	15.88	16.43	0
				18	9	15.76	15.99	16.44	0
			16QAM	18	18	15.72	16.03	16.46	0
				36	0	15.79	15.96	16.47	0
				1	1	15.91	15.79	16.41	0
			64QAM	1	1	15.95	15.74	16.34	0
			256QAM	1	1	14.44	14.25	14.75	2
			CP	QPSK	1	1	16.08	15.86	16.43

NR Band n77_20 MHz Bandwidth

Bandwidth	SCS(kHz)	OFDM	Modulation	RB Size	RB Offset	Reduced Power [dBm]			MPR [dB]
						630668	633334	636000	
						3460.02 MHz	3500.01 MHz	3540 MHz	
20 MHz	30	DFT-s	pi/2 BPSK	1	1	15.87	15.70	16.20	0
				1	26	15.54	15.91	16.29	0
				1	49	15.36	16.06	16.37	0
				25	0	15.74	15.84	16.32	0
				25	13	15.58	15.95	16.37	0
				25	26	15.48	16.06	16.38	0
			50	0	15.61	15.97	16.37	0	
			QPSK	1	1	15.91	15.70	16.30	0
				1	26	15.59	15.91	16.37	0
				1	49	15.36	16.06	16.38	0
				25	0	15.79	15.83	16.32	0
				25	13	15.64	15.91	16.36	0
				25	26	15.52	15.98	16.37	0
			50	0	15.66	15.89	16.33	0	
			16QAM	1	1	15.74	15.78	16.49	0
			64QAM	1	1	16.35	15.77	16.45	0
			256QAM	1	1	14.41	14.04	14.67	2
CP	QPSK	1	1	16.07	15.64	16.45	0		

NR Band n77_25 MHz Bandwidth

Bandwidth	SCS(kHz)	OFDM	Modulation	RB Size	RB Offset	Reduced Power [dBm]			MPR [dB]
						631000	633334	635666	
						3465 MHz	3500.01 MHz	3534.99 MHz	
25 MHz	30	DFT-s	pi/2 BPSK	1	1	15.89	15.52	16.44	0
				1	32	15.98	15.86	16.30	0
				1	63	15.85	16.01	15.97	0
				32	0	15.91	15.70	16.40	0
				32	17	15.97	15.88	16.29	0
				32	33	15.98	15.99	16.18	0
				64	0	15.99	15.89	16.30	0
			QPSK	1	1	15.89	15.53	16.39	0
				1	32	15.87	15.81	16.18	0
				1	63	15.86	16.02	15.92	0
				32	0	15.97	15.78	16.44	0
				32	17	15.99	15.92	16.30	0
				32	33	15.95	16.03	16.17	0
			64	0	16.00	15.92	16.28	0	
			16QAM	1	1	15.91	15.60	16.71	0
			64QAM	1	1	15.70	15.49	16.31	0
			256QAM	1	1	14.19	14.08	14.81	2
CP	QPSK	1	1	16.02	15.66	16.56	0		

NR Band n77_30 MHz Bandwidth

Bandwidth	SCS(kHz)	OFDM	Modulation	RB Size	RB Offset	Reduced Power [dBm]			MPR [dB]
						631000	633334	635666	
						3465 MHz	3500.01 MHz	3534.99 MHz	
30 MHz	30	DFT-s	pi/2 BPSK	1	1	15.93	15.70	16.52	0
				1	39	15.57	16.12	16.73	0
				1	76	15.30	16.28	16.75	0
				36	0	15.75	15.93	16.70	0
				36	21	15.56	16.12	16.77	0
				36	42	15.41	16.26	16.78	0
				75	0	15.56	16.10	16.70	0
			QPSK	1	1	15.83	15.70	16.52	0
				1	39	15.38	16.05	16.62	0
				1	76	15.21	16.27	16.72	0
				36	0	15.77	15.97	16.65	0
				36	21	15.54	16.15	16.69	0
				36	42	15.39	16.26	16.76	0
				75	0	15.53	16.13	16.69	0
			16QAM	1	1	15.89	15.65	16.85	0
			64QAM	1	1	15.96	15.80	16.36	0
			256QAM	1	1	14.28	14.23	15.13	2
			CP	QPSK	1	1	16.00	15.94	16.63

NR Band n77_40 MHz Bandwidth

Bandwidth	SCS(kHz)	OFDM	Modulation	RB Size	RB Offset	Reduced Power [dBm]			MPR [dB]
						631334		635332	
						3470.01 MHz		3529.98 MHz	
40 MHz	30	DFT-s	pi/2 BPSK	1	1	16.15		16.19	0
				1	53	15.69		16.40	0
				1	104	15.79		16.56	0
				50	0	15.89		16.37	0
				50	28	15.68		16.46	0
				50	56	15.62		16.55	0
				100	0	15.72		16.42	0
			QPSK	1	1	16.18		16.21	0
				1	53	15.66		16.40	0
				1	104	15.81		16.57	0
				50	0	15.91		16.29	0
				50	28	15.71		16.37	0
				50	56	15.59		16.50	0
				100	0	15.70		16.35	0
			16QAM	1	1	16.36		16.44	0
			64QAM	1	1	16.38		16.30	0
			256QAM	1	1	14.78		14.69	2
			CP	QPSK	1	1	16.41		16.22

NR Band n77_50 MHz Bandwidth

Bandwidth	SCS(kHz)	OFDM	Modulation	RB Size	RB Offset	Reduced Power [dBm]			MPR [dB]
						631668		635000	
						3475.02 MHz		3525 MHz	
50 MHz	30	DFT-s	pi/2 BPSK	1	1	15.93		15.87	0
				1	67	15.34		16.18	0
				1	131	15.86		16.44	0
				64	0	15.61		16.10	0
				64	35	15.41		16.25	0
				64	69	15.57		16.39	0
				128	0	15.43		16.22	0
			QPSK	1	1	15.90		15.82	0
				1	67	15.25		16.16	0
				1	131	15.78		16.39	0
				64	0	15.63		16.09	0
				64	35	15.44		16.28	0
			16QAM	64	69	15.61		16.42	0
				128	0	15.46		16.25	0
				1	1	16.08		16.12	0
			64QAM	1	1	16.01		15.95	0
				1	1	14.41		14.49	2
CP	QPSK	1	1	15.96		16.01	0		

NR Band n77_60 MHz Bandwidth

Bandwidth	SCS(kHz)	OFDM	Modulation	RB Size	RB Offset	Reduced Power [dBm]			MPR [dB]
							633334		
							3500.01 MHz		
60 MHz	30	DFT-s	pi/2 BPSK	1	1	15.50		0	
				1	81	16.08		0	
				1	160	16.42		0	
				81	0	15.67		0	
				81	41	16.09		0	
				81	81	16.28		0	
				162	0	16.08		0	
			QPSK	1	1	15.46		0	
				1	81	15.95		0	
				1	160	16.35		0	
				81	0	15.66		0	
				81	41	16.14		0	
			16QAM	81	81	16.30		0	
				162	0	16.09		0	
				1	1	15.82		0	
			64QAM	1	1	15.55		0	
				1	1	13.91		2	
CP	QPSK	1	1	15.71		0			

NR Band n77_70 MHz Bandwidth

Bandwidth	SCS(kHz)	OFDM	Modulation	RB Size	RB Offset	Reduced Power [dBm]		MPR [dB]
						633334	3500.01 MHz	
70 MHz	30	DFT-s	pi/2 BPSK	1	1		15.60	0
				1	95		16.01	0
				1	187		16.45	0
				90	0		15.54	0
				90	50		16.07	0
				90	99		16.33	0
			180	0		16.02	0	
			QPSK	1	1		15.51	0
				1	95		15.91	0
				1	187		16.37	0
				90	0		15.56	0
				90	50		16.10	0
				90	99		16.33	0
			180	0		16.05	0	
			16QAM	1	1		15.60	0
		64QAM	1	1		15.67	0	
256QAM	1	1		14.08	2			
CP	QPSK	1	1		16.00	0		

NR Band n77_80 MHz Bandwidth

Bandwidth	SCS(kHz)	OFDM	Modulation	RB Size	RB Offset	Reduced Power [dBm]		MPR [dB]
						633334	3500.01 MHz	
80 MHz	30	DFT-s	pi/2 BPSK	1	1		15.71	0
				1	109		15.93	0
				1	215		16.53	0
				108	0		15.55	0
				108	55		16.13	0
				108	109		16.39	0
				216	0		16.13	0
			QPSK	1	1		15.87	0
				1	109		15.98	0
				1	215		16.52	0
				108	0		15.57	0
				108	55		16.11	0
				108	109		16.37	0
				216	0		16.13	0
			16QAM	1	1		15.97	0
		64QAM	1	1		15.90	0	
256QAM	1	1		14.34	2			
CP	QPSK	1	1		15.91	0		

NR Band n77_90 MHz Bandwidth

Bandwidth	SCS(kHz)	OFDM	Modulation	RB Size	RB Offset	Reduced Power [dBm]			MPR [dB]
							633334		
							3500.01 MHz		
90 MHz	30	DFT-s	pi/2 BPSK	1	1		15.97		0
				1	123		16.04		0
				1	243		16.65		0
				120	0		15.57		0
				120	63		16.14		0
				120	125		16.41		0
				243	0		16.12		0
			QPSK	1	1		16.06		0
				1	123		16.11		0
				1	243		16.71		0
				120	0		15.59		0
				120	63		16.14		0
				120	125		16.41		0
				243	0		16.14		0
			16QAM	1	1		16.23		0
			64QAM	1	1		16.34		0
			256QAM	1	1		14.48		2
CP	QPSK	1	1		16.11		0		

NR Band n77_100 MHz Bandwidth

Bandwidth	SCS(kHz)	OFDM	Modulation	RB Size	RB Offset	Reduced Power [dBm]			MPR [dB]
							633334		
							3500.01 MHz		
100 MHz	30	DFT-s	pi/2 BPSK	1	1		16.22		0
				1	137		16.04		0
				1	271		16.75		0
				135	0		15.68		0
				135	69		16.16		0
				135	138		16.48		0
				270	0		16.19		0
			QPSK	1	1		16.65		0
				1	137		16.16		0
				1	271		16.55		0
				135	0		15.66		0
				135	69		16.18		0
				135	138		15.15		0
				270	0		16.19		0
			16QAM	1	1		16.36		0
			64QAM	1	1		16.53		0
			256QAM	1	1		14.76		2
CP	QPSK	1	1		16.30		0		

11.5 WIFI Conducted Power measurement method

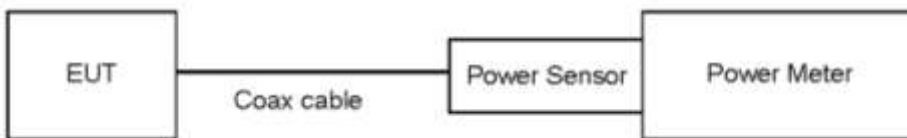
Un-Licensed Bands (DTS Band)

Test Description	Test Procedure Used
Conducted Output Power	- KDB 558074 v05 - Section 8.3.2.3 - ANSI 63.10-2013 - Section 11.9.2.3

Test Procedure

1. Measure the duty cycle.
2. Measure the average power of the transmitter. This measurement is an average over both the on and off periods of the transmitter.
3. Add $10 \log(1/x)$, where x is the duty cycle, to the measured power in order to compute the average power during the actual transmission times.

Test setup




Un-Licensed Bands(NII Band)

Test Description	Test Procedure Used
Conducted Output Power	- KDB 789033 D02 v02r01 - Section E.3.a

Test Procedure

1. Measure the duty cycle.
2. Measure the average power of the transmitter. This measurement is an average over both the on and off periods of the transmitter.
3. Add $10 \log(1/x)$, where x is the duty cycle, to the measured power in order to compute the average power during the actual transmission times.

Test setup



11.5.1 IEEE 802.11 (2.4 GHz) Maximum Conducted Power

Mode	Frequency [MHz]	Channel	IEEE 802.11 (2.4 GHz) Average Conducted Power [dBm]
802.11b	2 412	1	17.61
	2 437	6	17.20
	2 462	11	16.89
	2 467	12	13.12
	2 472	13	9.71
802.11g	2 412	1	15.98
	2 437	6	15.84
	2 462	11	15.59
	2 467	12	13.08
	2 472	13	9.22
802.11n (HT20)	2 412	1	14.95
	2 437	6	14.71
	2 462	11	14.43
	2 467	12	12.93
	2 472	13	7.00

11.5.2 IEEE 802.11 (2.4 GHz) Reduced Conducted Power (RCV On)

Mode	Frequency [MHz]	Channel	IEEE 802.11 (2.4 GHz) Reduced Average Conducted Power [dBm]
802.11b	2 412	1	13.15
	2 437	6	13.11
	2 462	11	12.54
802.11g	2 412	1	12.76
	2 437	6	12.93
	2 462	11	12.33
802.11n (HT20)	2 412	1	12.56
	2 437	6	12.78
	2 462	11	12.26

11.5.4 IEEE 802.11 (5 GHz) Maximum Conducted Power

Mode	Frequency [MHz]	Channel	IEEE 802.11 (5 GHz) Average Conducted Power [dBm]
802.11a (20 MHz BW)	5 180	36	14.46
	5 200	40	14.73
	5 220	44	14.79
	5 240	48	15.21
	5 260	52	14.74
	5 280	56	14.56
	5 300	60	15.58
	5 320	64	15.56
	5 500	100	14.19
	5 600	120	15.17
	5 620	124	14.60
	5 720	144	14.50
	5 745	149	15.30
	5 785	157	15.05
	5 825	165	14.42


11.5.5 IEEE 802.11 (5 GHz) Reduced Conducted Power

Mode	Frequency [MHz]	Channel	IEEE 802.11 (5 GHz) Average Conducted Power [dBm]
802.11ac_40 MHz	5 270	54	11.56
802.11ac_80 MHz	5 610	122	11.92
	5 690	138	11.53
	5 775	155	11.57

Justification for test configurations for WLAN per KDB Publication 248227 D01v02r02:

- Power measurements were performed for the transmission mode configuration with the highest maximum output power specified for production units.
- For transmission mode with the same maximum output power specification, powers were measured for the largest channel Bandwidth, lowest order modulation and lowest data rate.
- For transmission modes with identical maximum specified output power, channel Bandwidth, modulation and data rates, power measurements were required for all identical configurations.
- For each transmission mode configuration, powers were measured for the highest and lowest channels; and at the mid-Band channel(s) when there were at least 3 channels supported. For configurations with multiple mid-Band channels, due to an even number of channels, both channels were measured.

Test Configuration



11.6 Bluetooth

Maximum Conducted Power

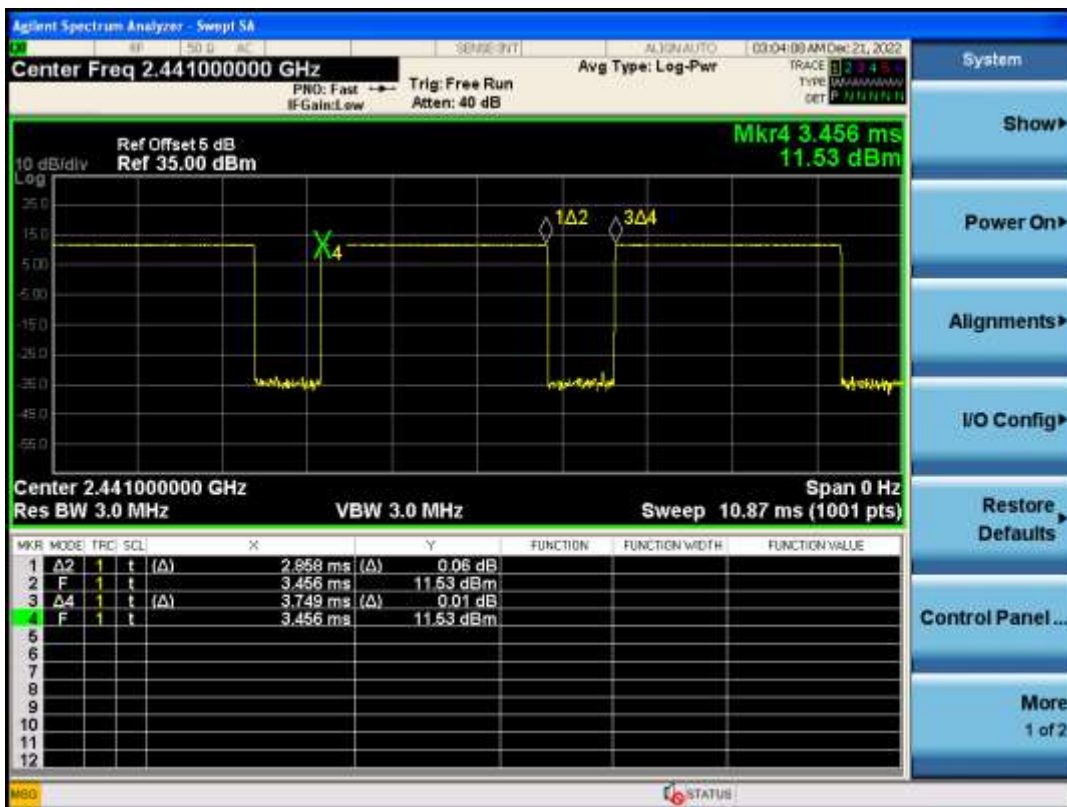
The Burst averaged-conducted power

Mode	Channel	Bluetooth Power [dBm]
DH5	0	11.06
	39	11.34
	78	10.02
2-DH5	0	8.71
	39	9.01
	78	7.84
3-DH5	0	8.71
	39	9.01
	78	7.84

Per October 2016 TCB Workshop Notes:

When call box and Bluetooth protocol are used for Bluetooth SAR measurement, time-domain plot is required to identify duty factor for supporting the test setup and result.

Bluetooth duty cycle was measured using Bluetooth tester equipment (CBT / R&S) with Bluetooth DH5 mode.



Bluetooth Duty Cycle [BDR]

$$\text{Duty Cycle} = (\text{BT-On time} / \text{BT-Full time}) = (2.858 / 3.749) = 0.762 \text{ (DH5)} / \text{Duty factor} = 1 / \text{Duty cycle} : 1.312$$

12. System Verification

12.1 Tissue Verification

The body simulating material is calibrated by HCT using the DAKS 3.5 to determine the conductivity and permittivity.

Table for Head Tissue Verification									
Date of Tests	Tissue Temp. (°C)	Tissue Type	Freq. (MHz)	Measured Conductivity σ (S/m)	Measured Dielectric Constant, ϵ	Target Conductivity σ (S/m)	Target Dielectric Constant, ϵ	% dev σ	% dev ϵ
11/23/2022	20.9	750H	705	0.853	43.544	0.889	42.174	-4.05	3.25
			710	0.858	43.470	0.890	42.148	-3.60	3.14
			750	0.901	42.872	0.893	41.940	0.90	2.22
11/22/2022	20.0	835H	820	0.868	42.142	0.899	41.577	-3.45	1.36
			835	0.882	41.905	0.900	41.500	-2.00	0.98
			850	0.895	41.741	0.916	41.500	-2.29	0.58
11/24/2022	21.0	835H	820	0.899	42.210	0.899	41.577	0.00	1.52
			835	0.916	41.981	0.900	41.500	1.78	1.16
			850	0.932	41.852	0.916	41.500	1.75	0.85
11/28/2022	20.5	835H	820	0.866	41.112	0.899	41.577	-3.67	-1.12
			835	0.881	41.875	0.900	41.500	-2.11	0.90
			850	0.894	41.711	0.916	41.500	-2.40	0.51
12/09/2022	20.4	835H	820	0.869	42.031	0.899	41.577	-3.34	1.09
			835	0.886	41.800	0.900	41.500	-1.56	0.72
			850	0.899	41.668	0.916	41.500	-1.86	0.40
12/16/2022	22.2	835H	820	0.899	42.256	0.899	41.577	0.00	1.63
			835	0.913	42.024	0.900	41.500	1.44	1.26
			850	0.933	41.942	0.916	41.500	1.86	1.07
11/21/2022	21.1	1800H	1710	1.308	39.846	1.348	40.144	-2.97	-0.74
			1750	1.350	39.695	1.371	40.080	-1.53	-0.96
			1800	1.406	39.461	1.400	40.000	0.43	-1.35
12/14/2022	20.6	1800H	1710	1.316	39.926	1.348	40.144	-2.37	-0.54
			1750	1.358	39.775	1.371	40.080	-0.95	-0.76
			1800	1.414	39.541	1.400	40.000	1.00	-1.15
11/29/2022	19.7	1800H	1710	1.297	41.564	1.348	40.144	-3.78	3.54
			1750	1.339	41.402	1.371	40.080	-2.33	3.30
			1800	1.393	41.179	1.400	40.000	-0.50	2.95
12/13/2022	22.4	1800H	1710	1.311	41.582	1.348	40.144	-2.74	3.58
			1750	1.353	41.415	1.371	40.080	-1.31	3.33
			1800	1.410	41.200	1.400	40.000	0.71	3.00
11/22/2022	22.1	1900H	1850	1.371	38.979	1.400	40.000	-2.07	-2.55
			1900	1.421	38.825	1.400	40.000	1.50	-2.94
			1910	1.429	38.794	1.400	40.000	2.07	-3.02
12/13/2022	20.8	1900H	1850	1.386	39.119	1.400	40.000	-1.00	-2.20
			1900	1.436	38.965	1.400	40.000	2.57	-2.59
			1910	1.443	38.934	1.400	40.000	3.07	-2.67
12/15/2022	19.6	1900H	1850	1.390	39.159	1.400	40.000	-0.71	-2.10
			1900	1.440	39.005	1.400	40.000	2.86	-2.49
			1910	1.448	38.974	1.400	40.000	3.43	-2.57
11/23/2022	20.8	1900H	1850	1.356	40.469	1.400	40.000	-3.14	1.17
			1900	1.393	40.259	1.400	40.000	-0.50	0.65
			1910	1.412	40.328	1.400	40.000	0.86	0.82
12/12/2022	23.1	1900H	1850	1.365	40.837	1.400	40.000	-2.50	2.09
			1900	1.410	40.700	1.400	40.000	0.71	1.75
			1910	1.423	40.616	1.400	40.000	1.64	1.54

Table for Head Tissue Verification									
Date of Tests	Tissue Temp. (°C)	Tissue Type	Freq. (MHz)	Measured Conductivity σ (S/m)	Measured Dielectric Constant, ϵ	Target Conductivity σ (S/m)	Target Dielectric Constant, ϵ	% dev σ	% dev ϵ
12/16/2022	20.2	2450H	2400	1.769	39.475	1.756	39.290	0.74	0.47
			2450	1.830	39.300	1.800	39.200	1.67	0.26
			2500	1.885	39.081	1.855	39.140	1.62	-0.15
11/29/2022	21.2	2600H	2500	1.850	38.952	1.855	39.140	-0.27	-0.48
			2550	1.904	38.756	1.909	39.070	-0.26	-0.80
			2600	1.963	38.549	1.964	39.010	-0.05	-1.18
11/30/2022	19.1	2600H	2500	1.880	38.428	1.855	39.140	1.35	-1.82
			2550	1.930	38.233	1.909	39.070	1.10	-2.14
			2600	1.980	38.003	1.964	39.010	0.81	-2.58
12/20/2022	20.6	2600H	2500	1.900	38.568	1.855	39.140	2.43	-1.46
			2550	1.950	38.373	1.909	39.070	2.15	-1.78
			2600	2.000	38.143	1.964	39.010	1.83	-2.22
12/21/2022	20.4	2600H	2500	1.851	38.218	1.855	39.140	-0.22	-2.36
			2550	1.901	38.023	1.909	39.070	-0.42	-2.68
			2600	1.949	37.793	1.964	39.010	-0.76	-3.12
12/08/2022	21.0	3500H	3400	2.921	39.032	2.810	38.040	3.95	2.61
			3500	3.023	38.770	2.913	37.930	3.78	2.21
			3550	3.044	38.740	2.964	37.870	2.70	2.30
01/12/2023	19.8	3500H	3400	2.869	38.790	2.810	38.040	2.10	1.97
			3500	2.971	38.544	2.913	37.930	1.99	1.62
			3550	2.992	38.505	2.964	37.870	0.94	1.68
12/06/2022	20.1	3700H~3970	3700	3.159	38.349	3.118	37.700	1.31	1.72
			3750	3.204	38.388	3.169	37.640	1.10	1.99
			3800	3.232	38.428	3.220	37.590	0.37	2.23
			3900	3.323	38.416	3.233	37.470	2.78	2.52
			3970	3.367	38.221	3.394	37.390	-0.80	2.22
01/12/2023	19.8	3700H~3970	3700	3.124	38.182	3.118	37.700	0.19	1.28
			3750	3.168	38.212	3.169	37.640	-0.03	1.52
			3800	3.195	38.276	3.220	37.590	-0.78	1.82
			3900	3.287	38.244	3.233	37.470	1.67	2.07
			3970	3.328	38.054	3.394	37.390	-1.94	1.78
12/15/2022	19.3	5250H	5180	4.558	36.157	4.635	36.010	-1.66	0.41
			5250	4.670	36.000	4.706	35.930	-0.76	0.19
			5280	4.711	35.998	4.737	35.894	-0.55	0.29
			5320	4.784	35.932	4.778	35.846	0.13	0.24
12/15/2022	19.3	5600H	5500	4.908	35.757	4.963	35.640	-1.11	0.33
			5600	4.970	35.400	5.065	35.530	-1.88	-0.37
12/15/2022	19.3	5750H	5750	5.250	35.100	5.219	35.360	0.59	-0.74
			5800	5.232	35.201	5.270	35.300	-0.72	-0.28
			5825	5.218	35.192	5.296	35.270	-1.47	-0.22
12/14/2022	19.3	5250H	5180	4.567	36.166	4.635	36.010	-1.47	0.43
			5250	4.680	36.000	4.706	35.930	-0.55	0.19
			5280	4.716	35.922	4.737	35.894	-0.44	0.08
			5320	4.778	35.917	4.778	35.846	0.00	0.20
12/14/2022	19.3	5600H	5500	4.892	35.743	4.963	35.640	-1.43	0.29
			5600	4.980	35.400	5.065	35.530	-1.68	-0.37
12/14/2022	19.3	5750H	5750	5.270	35.200	5.219	35.360	0.98	-0.45
			5800	5.233	35.268	5.270	35.300	-0.70	-0.09
			5825	5.216	35.208	5.296	35.270	-1.51	-0.18

12.2 System Verification

Input Power: 50 mW

Freq. [MHz]	Date	Probe (S/N)	Dipole (S/N)	Liquid	Amb. Temp. [°C]	Liquid Temp. [°C]	1 W Target SAR _{1g} (SPEAG) [W/kg]	50mW Measured SAR _{1g} [W/kg]	1 W Normalized SAR _{1g} [W/kg]	Deviation [%]	Limit [%]
750	11/23/2022	7702	1014	Head	21.0	20.9	8.55	0.420	8.4	- 1.75	± 10
835	11/22/2022	7654	441	Head	20.1	20.0	9.68	0.494	9.88	+ 2.07	± 10
835	11/24/2022	7702		Head	21.0	21.0	9.68	0.512	10.24	+ 5.79	± 10
835	11/28/2022	7654		Head	20.6	20.5	9.68	0.492	9.84	+ 1.65	± 10
835	12/09/2022	3768		Head	20.5	20.4	9.68	0.505	10.1	+ 4.34	± 10
835	12/16/2022	7702		Head	22.3	22.2	9.68	0.513	10.26	+ 5.99	± 10
1 800	11/21/2022	7702		2d007	Head	21.2	21.1	38.8	1.880	37.6	- 3.09
1 800	12/14/2022	7654	Head		20.7	20.6	38.8	2.000	40	+ 3.09	± 10
1 800	11/29/2022	7654	Head		19.8	19.7	38.8	2.020	40.4	+ 4.12	± 10
1 800	12/13/2022	3768	Head		22.4	22.4	38.8	2.000	40	+ 3.09	± 10
1 900	11/22/2022	7702	5d032	Head	22.2	22.1	40.0	1.960	39.2	- 2.00	± 10
1 900	12/13/2022	7654		Head	20.9	20.8	40.0	2.130	42.6	+ 6.50	± 10
1 900	11/23/2022	7654		Head	20.9	20.8	40.0	1.970	39.4	- 1.50	± 10
1 900	12/12/2022	3768		Head	23.2	23.1	40.0	1.990	39.8	- 0.50	± 10
2 450	12/16/2022	3768	743	Head	20.3	20.2	53.3	2.770	55.4	+ 3.94	± 10
2 600	11/29/2022	7702	1015	Head	21.3	21.2	56.3	2.860	57.2	+ 1.60	± 10
2 600	11/30/2022	7654		Head	19.2	19.1	56.3	2.710	54.2	- 3.73	± 10
2 600	12/20/2022	7654		Head	20.7	20.6	56.3	2.690	53.8	- 4.44	± 10
2 600	12/21/2022	7654		Head	20.5	20.4	56.3	2.620	52.4	- 6.93	± 10
3 500	12/08/2022	7654	1132	Head	21.1	21.0	65.2	3.260	65.2	+ 0.00	± 10
3 500	01/12/2023	7681		Head	19.8	19.8	65.2	3.370	67.4	+ 3.37	± 10
3 700	12/06/2022	7654	1105	Head	20.2	20.1	66.6	3.300	66	- 0.90	± 10
3 700	01/12/2023	7681		Head	19.8	19.8	66.6	3.330	66.6	+ 0.00	± 10
3 900	12/06/2022	7654	1086	Head	20.2	20.1	68.9	3.470	69.4	+ 0.73	± 10
3 900	01/12/2023	7681		Head	19.8	19.8	68.9	3.690	73.8	+ 7.11	± 10
5 250	12/15/2022	3768	1253	Head	19.3	19.3	80.6	3.780	75.6	- 6.20	± 10
5 600	12/15/2022	3768		Head	19.3	19.3	84.2	4.350	87	+ 3.33	± 10
5 750	12/15/2022	3768		Head	19.3	19.3	80.9	3.960	79.2	- 2.10	± 10
5 250	12/14/2022	3768		Head	19.4	19.3	80.6	3.740	74.8	- 7.20	± 10
5 600	12/14/2022	3768		Head	19.4	19.3	84.2	4.370	87.4	+ 3.80	± 10
5 750	12/14/2022	3768		Head	19.4	19.3	80.9	3.940	78.8	- 2.60	± 10

System Verification Results – Phablet SAR

Input Power: 50 mW

Freq.	Date	Probe (S/N)	Dipole (S/N)	Liquid	Amb. Temp.	Liquid Temp.	1 W Target SAR _{10g} (SPEAG)	50mW Measured SAR _{10g}	1 W Normalized SAR _{10g}	Deviation	Limit
[MHz]					[°C]	[°C]	[W/kg]	[W/kg]	[W/kg]	[%]	[%]
1 900	12/15/2022	7654	5d032	Head	19.7	19.6	20.9	1.140	22.8	+ 9.09	± 10
5 250	12/14/2022	3768	1253	Head	19.4	19.3	23.2	1.060	21.2	- 8.62	± 10
5 600	12/14/2022	3768		Head	19.4	19.3	24.2	1.210	24.2	+ 0.00	± 10

12.3 System Verification Procedure

SAR measurement was prior to assessment, the system is verified to the $\pm 10\%$ of the specifications at each frequency Band by using the system verification kit. (Graphic Plots Attached)

- Cabling the system, using the verification kit equipment.
- Generate about 50 mW Input level from the signal generator to the Dipole Antenna.
- Dipole antenna was placed below the flat phantom.
- The measured one-gram SAR at the surface of the phantom above the dipole feed-point should be within 10 % of the target reference value.
- The results are normalized to 1 W input power.

Note;

SAR Verification was performed according to the FCC KDB 865664 D01v01r04.

13. SAR Test Data Summary

13.1 SAR Measurement Results

GSM 850 Head SAR											
Frequency		Mode	Tune-Up Limit	Meas. Power	Power Drift	Test Position	Duty Cycle	Meas. SAR	Scaling Factor	Scaled SAR	Plot No.
Mhz	Ch.		(dB)	(dB)	(dB)			(W/kg)		(W/kg)	
836.6	190	GSM	33.5	33.19	0.15	Left Cheek	1:8.30	0.229	1.074	0.246	-
836.6	190	GSM	33.5	33.19	-0.16	Left Tilt	1:8.30	0.135	1.074	0.145	-
836.6	190	GSM	33.5	33.19	0.13	Right Cheek	1:8.30	0.271	1.074	0.291	-
836.6	190	GSM	33.5	33.19	0.09	Right Tilt	1:8.30	0.126	1.074	0.135	-
836.6	190	GPRS 2TX	32.5	31.26	-0.13	Left Cheek	1:4.15	0.289	1.330	0.385	-
836.6	190	GPRS 2TX	32.5	31.26	0.03	Left Tilt	1:4.15	0.153	1.330	0.204	-
836.6	190	GPRS 2TX	32.5	31.26	-0.18	Right Cheek	1:4.15	0.308	1.330	0.410	A1
836.6	190	GPRS 2TX	32.5	31.26	0.05	Right Tilt	1:4.15	0.156	1.330	0.208	-
ANSI/ IEEE C95.1 - 2005- Safety Limit Spatial Peak Uncontrolled Exposure/ General Population						Head 1.6 W/kg Averaged over 1 gram					

GSM 1900 Head SAR											
Frequency		Mode	Tune-Up Limit	Meas. Power	Power Drift	Test Position	Duty Cycle	Meas. SAR	Scaling Factor	Scaled SAR	Plot No.
Mhz	Ch.		(dB)	(dB)	(dB)			(W/kg)		(W/kg)	
1880	661	GSM	31.0	30.80	0.10	Left Cheek	1:8.30	0.147	1.047	0.154	-
1880	661	GSM	31.0	30.80	0.12	Left Tilt	1:8.30	0.112	1.047	0.117	-
1880	661	GSM	31.0	30.80	0.13	Right Cheek	1:8.30	0.101	1.047	0.106	-
1880	661	GSM	31.0	30.80	0.14	Right Tilt	1:8.30	0.098	1.047	0.103	-
1880	661	GPRS 2TX	29.5	27.81	-0.08	Left Cheek	1:4.15	0.175	1.476	0.258	A2
1880	661	GPRS 2TX	29.5	27.81	-0.04	Left Tilt	1:4.15	0.121	1.476	0.179	-
1880	661	GPRS 2TX	29.5	27.81	0.10	Right Cheek	1:4.15	0.136	1.476	0.201	-
1880	661	GPRS 2TX	29.5	27.81	-0.02	Right Tilt	1:4.15	0.105	1.476	0.155	-
ANSI/ IEEE C95.1 - 2005- Safety Limit Spatial Peak Uncontrolled Exposure/ General Population						Head 1.6 W/kg Averaged over 1 gram					

UMTS Band 2 Head SAR

Frequency		Mode	Tune-Up Limit	Meas. Power	Power Drift	Test Position	Duty Cycle	Meas. SAR	Scaling Factor	Scaled SAR	Plot No.
Mhz	Ch.		(dB)	(dB)	(dB)			(W/kg)		(W/kg)	
1880	9400	RMC	20.5	19.97	0.18	Left Cheek	1:1	0.092	1.130	0.104	A3
1880	9400	RMC	20.5	19.97	0.13	Left Tilt	1:1	0.060	1.130	0.068	-
1880	9400	RMC	20.5	19.97	0.13	Right Cheek	1:1	0.070	1.130	0.079	-
1880	9400	RMC	20.5	19.97	-0.15	Right Tilt	1:1	0.053	1.130	0.060	-
ANSI/ IEEE C95.1 - 2005– Safety Limit Spatial Peak Uncontrolled Exposure/ General Population						Head 1.6 W/kg (mW/g) Averaged over 1 gram					

UMTS Band 4 Head SAR.

Frequency		Mode	Tune-Up Limit	Meas. Power	Power Drift	Test Position	Duty Cycle	Meas. SAR	Scaling Factor	Scaled SAR	Plot No.
Mhz	Ch.		(dB)	(dB)	(dB)			(W/kg)		(W/kg)	
1732.4	1412	RMC	20.0	19.67	0.10	Left Cheek	1:1	0.049	1.079	0.053	-
1732.4	1412	RMC	20.0	19.67	0.13	Left Tilt	1:1	0.026	1.079	0.028	-
1732.4	1412	RMC	20.0	19.67	-0.14	Right Cheek	1:1	0.055	1.079	0.059	A4
1732.4	1412	RMC	20.0	19.67	-0.06	Right Tilt	1:1	0.018	1.079	0.019	-
ANSI/ IEEE C95.1 - 2005– Safety Limit Spatial Peak Uncontrolled Exposure/ General Population						Head 1.6 W/kg (mW/g) Averaged over 1 gram					

UMTS Band 5 Head SAR

Frequency		Mode	Tune-Up Limit	Meas. Power	Power Drift	Test Position	Duty Cycle	Meas. SAR	Scaling Factor	Scaled SAR	Plot No.
Mhz	Ch.		(dB)	(dB)	(dB)			(W/kg)		(W/kg)	
836.6	4183	RMC	21.0	20.38	0.18	Left Cheek	1:1	0.040	1.153	0.046	-
836.6	4183	RMC	21.0	20.38	0.16	Left Tilt	1:1	0.021	1.153	0.024	-
836.6	4183	RMC	21.0	20.38	-0.09	Right Cheek	1:1	0.096	1.153	0.111	A5
836.6	4183	RMC	21.0	20.38	-0.15	Right Tilt	1:1	0.048	1.153	0.055	-
ANSI/ IEEE C95.1 - 2005– Safety Limit Spatial Peak Uncontrolled Exposure/ General Population						Head 1.6 W/kg (mW/g) Averaged over 1 gram					

LTE Band 2 Head SAR

Frequency		Mode	Band width	Tune-Up Limit	Meas. Power	Power Drift	Test Position	MPR	RB Size	RB Offset	Duty Cycle	Meas. SAR	Scaling Factor	Scaled SAR	Plot No.
Mhz	Ch.														
1860	18700	QPSK	20	24.5	24.09	0.14	Left Cheek	0	1	49	1:1	0.329	1.099	0.362	A6
1860	18700	QPSK	20	23.5	23.46	0.19	Left Cheek	1	50	0	1:1	0.268	1.009	0.270	-
1860	18700	QPSK	20	24.5	24.09	0.04	Left Tilt	0	1	49	1:1	0.204	1.099	0.224	-
1860	18700	QPSK	20	23.5	23.46	0.09	Left Tilt	1	50	0	1:1	0.169	1.009	0.171	-
1860	18700	QPSK	20	24.5	24.09	0.08	Right Cheek	0	1	49	1:1	0.210	1.099	0.231	-
1860	18700	QPSK	20	23.5	23.46	0.10	Right Cheek	1	50	0	1:1	0.179	1.009	0.181	-
1860	18700	QPSK	20	24.5	24.09	0.11	Right Tilt	0	1	49	1:1	0.178	1.099	0.196	-
1860	18700	QPSK	20	23.5	23.46	-0.00	Right Tilt	1	50	0	1:1	0.142	1.009	0.143	-
ANSI/ IEEE C95.1 - 2005 – Safety Limit Spatial Peak Uncontrolled Exposure/ General Population								Head 1.6 W/kg Averaged over 1 gram							

LTE Band 2_Upper Head SAR

Frequency		Mode	Band width	Tune-Up Limit	Meas. Power	Power Drift	Test Position	MPR	RB Size	RB Offset	Duty Cycle	Meas. SAR	Scaling Factor	Scaled SAR	Plot No.
Mhz	Ch.														
1900	19100	QPSK	20	21.5	21.06	-0.04	Left Cheek	0	1	0	1:1	0.346	1.107	0.383	-
1900	19100	QPSK	20	21.5	21.16	-0.01	Left Cheek	1	50	49	1:1	0.362	1.081	0.391	-
1900	19100	QPSK	20	21.5	21.06	-0.04	Left Tilt	0	1	0	1:1	0.252	1.107	0.279	-
1900	19100	QPSK	20	21.5	21.16	-0.04	Left Tilt	1	50	49	1:1	0.269	1.081	0.291	-
1900	19100	QPSK	20	21.5	21.06	-0.02	Right Cheek	0	1	0	1:1	0.702	1.107	0.777	A7
1900	19100	QPSK	20	21.5	21.16	-0.19	Right Cheek	1	50	49	1:1	0.699	1.081	0.756	-
1900	19100	QPSK	20	21.5	21.06	-0.15	Right Tilt	0	1	0	1:1	0.219	1.107	0.242	-
1900	19100	QPSK	20	21.5	21.16	0.11	Right Tilt	1	50	49	1:1	0.232	1.081	0.251	-
ANSI/ IEEE C95.1 - 2005 – Safety Limit Spatial Peak Uncontrolled Exposure/ General Population								Head 1.6 W/kg Averaged over 1 gram							

LTE Band 5 Head SAR

Frequency		Mode	Band width	Tune-Up Limit	Meas. Power	Power Drift	Test Position	MPR	RB Size	RB Offset	Duty Cycle	Meas. SAR	Scaling Factor	Scaled SAR	Plot No.
Mhz	Ch.														
836.5	20525	QPSK	10	25.5	24.60	-0.15	Left Cheek	0	1	0	1:1	0.241	1.230	0.296	-
836.5	20525	QPSK	10	24.5	23.72	-0.10	Left Cheek	1	25	0	1:1	0.187	1.197	0.224	-
836.5	20525	QPSK	10	25.5	24.60	-0.04	Left Tilt	0	1	0	1:1	0.144	1.230	0.177	-
836.5	20525	QPSK	10	24.5	23.72	-0.08	Left Tilt	1	25	0	1:1	0.113	1.197	0.135	-
836.5	20525	QPSK	10	25.5	24.60	-0.13	Right Cheek	0	1	0	1:1	0.250	1.230	0.308	A8
836.5	20525	QPSK	10	24.5	23.72	-0.16	Right Cheek	1	25	0	1:1	0.200	1.197	0.239	-
836.5	20525	QPSK	10	25.5	24.60	0.07	Right Tilt	0	1	0	1:1	0.126	1.230	0.155	-
836.5	20525	QPSK	10	24.5	23.72	-0.09	Right Tilt	1	25	0	1:1	0.099	1.197	0.118	-
ANSI/ IEEE C95.1 - 2005 – Safety Limit Spatial Peak Uncontrolled Exposure/ General Population								Head 1.6 W/kg Averaged over 1 gram							

LTE Band 12 Head SAR

Frequency		Mode	Band width (MHz)	Tune-Up Limit (dBm)	Meas. Power (dBm)	Power Drift (dB)	Test Position	MPR (dB)	RB Size	RB Offset	Duty Cycle	Meas. SAR (W/kg)	Scaling Factor	Scaled SAR (W/kg)	Plot No.
Mhz	Ch.														
704	23060	QPSK	10	25.0	23.62	0.14	Left Cheek	0	1	0	1:1	0.093	1.374	0.128	-
704	23060	QPSK	10	24.0	22.75	0.13	Left Cheek	1	25	0	1:1	0.082	1.334	0.109	-
704	23060	QPSK	10	25.0	23.62	-0.03	Left Tilt	0	1	0	1:1	0.044	1.374	0.060	-
704	23060	QPSK	10	24.0	22.75	-0.10	Left Tilt	1	25	0	1:1	0.038	1.334	0.051	-
704	23060	QPSK	10	25.0	23.62	-0.13	Right Cheek	0	1	0	1:1	0.101	1.374	0.139	A9
704	23060	QPSK	10	24.0	22.75	-0.13	Right Cheek	1	25	0	1:1	0.084	1.334	0.112	-
704	23060	QPSK	10	25.0	23.62	-0.07	Right Tilt	0	1	0	1:1	0.049	1.374	0.067	-
704	23060	QPSK	10	24.0	22.75	0.15	Right Tilt	1	25	0	1:1	0.040	1.334	0.053	-
ANSI/ IEEE C95.1 - 2005 – Safety Limit Spatial Peak Uncontrolled Exposure/ General Population								Head 1.6 W/kg Averaged over 1 gram							

LTE Band 26 Head SAR

Frequency		Mode	Band width (MHz)	Tune-Up Limit (dBm)	Meas. Power (dBm)	Power Drift (dB)	Test Position	MPR (dB)	RB Size	RB Offset	Duty Cycle	Meas. SAR (W/kg)	Scaling Factor	Scaled SAR (W/kg)	Plot No.
Mhz	Ch.														
831.5	26865	QPSK	15	25.0	23.94	-0.12	Left Cheek	0	1	0	1:1	0.166	1.276	0.212	-
831.5	26865	QPSK	15	24.0	23.01	0.11	Left Cheek	1	36	0	1:1	0.137	1.256	0.172	-
831.5	26865	QPSK	15	25.0	23.94	-0.08	Left Tilt	0	1	0	1:1	0.089	1.276	0.115	-
831.5	26865	QPSK	15	24.0	23.01	0.03	Left Tilt	1	36	0	1:1	0.070	1.256	0.088	-
831.5	26865	QPSK	15	25.0	23.94	0.07	Right Cheek	0	1	0	1:1	0.177	1.276	0.226	A10
831.5	26865	QPSK	15	24.0	23.01	0.11	Right Cheek	1	36	0	1:1	0.150	1.256	0.188	-
831.5	26865	QPSK	15	25.0	23.94	0.10	Right Tilt	0	1	0	1:1	0.094	1.276	0.120	-
831.5	26865	QPSK	15	24.0	23.01	0.03	Right Tilt	1	36	0	1:1	0.078	1.256	0.098	-
ANSI/ IEEE C95.1 - 2005 – Safety Limit Spatial Peak Uncontrolled Exposure/ General Population								Head 1.6 W/kg Averaged over 1 gram							

LTE Band 41 Head SAR

Frequency		Mode	Band width (MHz)	Tune-Up Limit (dBm)	Meas. Power (dBm)	Power Drift (dB)	Test Position	MPR (dB)	RB Size	RB Offset	Duty Cycle	Meas. SAR (W/kg)	Scaling Factor	Scaled SAR (W/kg)	Plot No.
Mhz	Ch.														
2680	41490	QPSK	20	25.0	24.30	0.13	Left Cheek	0	1	49	1:1.58	0.197	1.175	0.231	A11
2680	41490	QPSK	20	24.0	23.28	0.10	Left Cheek	1	50	25	1:1.58	0.171	1.180	0.202	-
2680	41490	QPSK	20	25.0	24.30	-0.11	Left Tilt	0	1	49	1:1.58	0.055	1.175	0.065	-
2680	41490	QPSK	20	24.0	23.28	0.11	Left Tilt	1	50	25	1:1.58	0.045	1.180	0.053	-
2680	41490	QPSK	20	25.0	24.30	-0.16	Right Cheek	0	1	49	1:1.58	0.141	1.175	0.166	-
2680	41490	QPSK	20	24.0	23.28	0.11	Right Cheek	1	50	25	1:1.58	0.120	1.180	0.142	-
2680	41490	QPSK	20	25.0	24.30	-0.04	Right Tilt	0	1	49	1:1.58	0.142	1.175	0.167	-
2680	41490	QPSK	20	24.0	23.28	0.13	Right Tilt	1	50	25	1:1.58	0.118	1.180	0.139	-
ANSI/ IEEE C95.1 - 2005 – Safety Limit Spatial Peak Uncontrolled Exposure/ General Population								Head 1.6 W/kg Averaged over 1 gram							

LTE Band 66 Head SAR

Frequency		Mode	Band width (MHz)	Tune-Up Limit (dBm)	Meas. Power (dBm)	Power Drift (dB)	Test Position	MPR (dB)	RB Size	RB Offset	Duty Cycle	Meas. SAR (W/kg)	Scaling Factor	Scaled SAR (W/kg)	Plot No.
Mhz	Ch.														
1745	132322	QPSK	20	25.0	24.23	-0.11	Left Cheek	0	1	0	1:1	0.239	1.194	0.285	A12
1720	132072	QPSK	20	24.0	23.51	0.12	Left Cheek	1	50	0	1:1	0.183	1.119	0.205	-
1745	132322	QPSK	20	25.0	24.23	0.17	Left Tilt	0	1	0	1:1	0.149	1.194	0.178	-
1720	132072	QPSK	20	24.0	23.51	0.10	Left Tilt	1	50	0	1:1	0.085	1.119	0.095	-
1745	132322	QPSK	20	25.0	24.23	0.04	Right Cheek	0	1	0	1:1	0.162	1.194	0.193	-
1720	132072	QPSK	20	24.0	23.51	0.14	Right Cheek	1	50	0	1:1	0.144	1.119	0.161	-
1745	132322	QPSK	20	25.0	24.23	0.15	Right Tilt	0	1	0	1:1	0.085	1.194	0.101	-
1720	132072	QPSK	20	24.0	23.51	-0.18	Right Tilt	1	50	0	1:1	0.060	1.119	0.067	-
ANSI/ IEEE C95.1 - 2005 – Safety Limit Spatial Peak Uncontrolled Exposure/ General Population								Head 1.6 W/kg Averaged over 1 gram							

LTE Band 66_Upper Head SAR

Frequency		Mode	Band width (MHz)	Tune-Up Limit (dBm)	Meas. Power (dBm)	Power Drift (dB)	Test Position	MPR (dB)	RB Size	RB Offset	Duty Cycle	Meas. SAR (W/kg)	Scaling Factor	Scaled SAR (W/kg)	Plot No.
Mhz	Ch.														
1720	132072	QPSK	20	21.0	20.26	0.10	Left Cheek	0	1	49	1:1	0.106	1.186	0.126	-
1720	132072	QPSK	20	21.0	20.24	-0.18	Left Cheek	1	50	0	1:1	0.116	1.191	0.138	-
1720	132072	QPSK	20	21.0	20.26	-0.10	Left Tilt	0	1	49	1:1	0.073	1.186	0.087	-
1720	132072	QPSK	20	21.0	20.24	-0.04	Left Tilt	1	50	0	1:1	0.088	1.191	0.105	-
1720	132072	QPSK	20	21.0	20.26	-0.24	Right Cheek	0	1	49	1:1	0.224	1.186	0.266	-
1720	132072	QPSK	20	21.0	20.24	0.06	Right Cheek	1	50	0	1:1	0.243	1.191	0.289	A13
1720	132072	QPSK	20	21.0	20.26	-1.63	Right Tilt	0	1	49	1:1	0.060	1.186	0.071	-
1720	132072	QPSK	20	21.0	20.24	0.18	Right Tilt	1	50	0	1:1	0.081	1.191	0.096	-
ANSI/ IEEE C95.1 - 2005 – Safety Limit Spatial Peak Uncontrolled Exposure/ General Population								Head 1.6 W/kg Averaged over 1 gram							

NR Band n5 (Cell) Head SAR

Frequency		Mode	Band width (MHz)	Tune-Up Limit (dBm)	Meas. Power (dBm)	Power Drift (dB)	Test Position	MPR (dB)	RB Size	RB Offset	Duty Cycle	Meas. SAR (W/kg)	Scaling Factor	Scaled SAR (W/kg)	Plot No.
Mhz	Ch.														
836.5	167300	DFT-s OFDM QPSK	20	25.5	25.32	-0.13	Left Cheek	0	1	1	1:1	0.201	1.042	0.210	-
836.5	167300	DFT-s OFDM QPSK	20	25.5	25.11	-0.10	Left Cheek	0	50	28	1:1	0.224	1.094	0.245	-
836.5	167300	DFT-s OFDM QPSK	20	25.5	25.32	0.03	Left Tilt	0	1	1	1:1	0.101	1.042	0.105	-
836.5	167300	DFT-s OFDM QPSK	20	25.5	25.11	-0.10	Left Tilt	0	50	28	1:1	0.101	1.094	0.110	-
836.5	167300	DFT-s OFDM QPSK	20	25.5	25.32	0.15	Right Cheek	0	1	1	1:1	0.235	1.042	0.245	-
836.5	167300	DFT-s OFDM QPSK	20	25.5	25.11	-0.16	Right Cheek	0	50	28	1:1	0.255	1.094	0.279	A14
836.5	167300	DFT-s OFDM QPSK	20	25.5	25.32	0.11	Right Tilt	0	1	1	1:1	0.101	1.042	0.105	-
836.5	167300	DFT-s OFDM QPSK	20	25.5	25.11	0.12	Right Tilt	0	50	28	1:1	0.107	1.094	0.117	-
836.5	167300	CP OFDM QPSK	20	24.0	23.86	-0.11	Right Cheek	1.5	1	1	1:1	0.134	1.033	0.138	-
ANSI/ IEEE C95.1 - 2005 – Safety Limit Spatial Peak Uncontrolled Exposure/ General Population								Head 1.6 W/kg Averaged over 1 gram							

NR Band n41 Head SAR															
Frequency		Mode	Band width	Tune-Up Limit	Meas. Power	Power Drift	Test Position	MPR	RB	RB	Duty Cycle	Meas. SAR	Scaling Factor	Scaled SAR	Plot No.
Mhz	Ch.		(Mhz)	(dBm)	(dBm)	(dB)		(dB)	Size	Offset		(W/kg)		(W/kg)	
2592.99	518598	DFT-s OFDM QPSK	100	20.0	19.88	0.00	Left Cheek	0	1	137	1:1	0.036	1.028	0.037	-
2592.99	518598	DFT-s OFDM QPSK	100	20.0	19.95	0.00	Left Cheek	0	135	69	1:1	0.044	1.012	0.045	A15
2592.99	518598	DFT-s OFDM QPSK	100	20.0	19.88	0.00	Left Tilt	0	1	137	1:1	0.00907	1.028	0.009	-
2592.99	518598	DFT-s OFDM QPSK	100	20.0	19.95	0.16	Left Tilt	0	135	69	1:1	0.011	1.012	0.011	-
2592.99	518598	DFT-s OFDM QPSK	100	20.0	19.88	-0.00	Right Cheek	0	1	137	1:1	0.023	1.028	0.024	-
2592.99	518598	DFT-s OFDM QPSK	100	20.0	19.95	-0.00	Right Cheek	0	135	69	1:1	0.025	1.012	0.025	-
2592.99	518598	DFT-s OFDM QPSK	100	20.0	19.88	0.10	Right Tilt	0	1	137	1:1	0.028	1.028	0.029	-
2592.99	518598	DFT-s OFDM QPSK	100	20.0	19.95	-0.19	Right Tilt	0	135	69	1:1	0.021	1.012	0.021	-
2592.99	518598	CP OFDM QPSK	100	20.0	19.88	-0.16	Right Tilt	1.5	1	1	1:1	0.00881	1.028	0.011	-
ANSI/ IEEE C95.1 - 2005 – Safety Limit Spatial Peak Uncontrolled Exposure/ General Population							Head 1.6 W/kg Averaged over 1 gram								

NR Band n41 Head SAR - SRS															
Frequency		Mode	Band width	Tune-Up Limit	Meas. Power	Power Drift	Test Position	MPR	RB	RB	Duty Cycle	Meas. SAR	Scaling Factor	Scaled SAR	Plot No.
Mhz	Ch.		(Mhz)	(dBm)	(dBm)	(dB)		(dB)	Size	Offset		(W/kg)		(W/kg)	
2 592.99	518598	SRS Path 1	100	13.0	11.8	-0.14	Left Cheek	0	1	137	1:1	0.035	1.318	0.046	-
2 592.99	518598	SRS Path 1	100	13.0	11.8	0.17	Left Tilt	0	1	137	1:1	0.086	1.318	0.113	A16
2 592.99	518598	SRS Path 1	100	13.0	11.8	-0.17	Right Cheek	0	1	137	1:1	0.00904	1.318	0.012	-
2 592.99	518598	SRS Path 1	100	13.0	11.8	-0.18	Right Tilt	0	1	137	1:1	0.023	1.318	0.030	-
2 592.99	518598	SRS Path 2	100	16.0	15.0	-0.10	Left Cheek	0	1	137	1:1	0.041	1.259	0.052	-
2 592.99	518598	SRS Path 2	100	16.0	15.0	-0.10	Left Tilt	0	1	137	1:1	0.040	1.259	0.050	-
2 592.99	518598	SRS Path 2	100	16.0	15.0	0.00	Right Cheek	0	1	137	1:1	0	1.259	0.000	-
2 592.99	518598	SRS Path 2	100	16.0	15.0	-0.17	Right Tilt	0	1	137	1:1	0.00693	1.259	0.009	-
2 592.99	518598	SRS Path 3	100	17.0	15.9	-0.12	Left Cheek	0	1	137	1:1	0.062	1.288	0.080	-
2 592.99	518598	SRS Path 3	100	17.0	15.9	0.13	Left Tilt	0	1	137	1:1	0.084	1.288	0.108	-
2 592.99	518598	SRS Path 3	100	17.0	15.9	-0.01	Right Cheek	0	1	137	1:1	0.034	1.288	0.044	-
2 592.99	518598	SRS Path 3	100	17.0	15.9	-0.16	Right Tilt	0	1	137	1:1	0.019	1.288	0.024	-
ANSI/ IEEE C95.1 - 2005 – Safety Limit Spatial Peak Uncontrolled Exposure/ General Population							Head 1.6 W/kg Averaged over 1 gram								

NR Band n66 Head SAR

Frequency		Mode	Band width	Tune-Up Limit	Meas. Power	Power Drift	Test Position	MPR	RB Size	RB Offset	Duty Cycle	Meas. SAR	Scaling Factor	Scaled SAR	Plot No.
Mhz	Ch.														
1720	344000	DFT-s OFDM QPSK	20	25.0	24.48	-0.19	Left Cheek	0	1	53	1:1	0.203	1.127	0.229	-
1720	344000	DFT-s OFDM QPSK	20	25.0	24.45	-0.07	Left Cheek	0	50	28	1:1	0.203	1.135	0.230	A17
1720	344000	DFT-s OFDM QPSK	20	25.0	24.48	-0.15	Left Tilt	0	1	53	1:1	0.057	1.127	0.064	-
1720	344000	DFT-s OFDM QPSK	20	25.0	24.45	-0.19	Left Tilt	0	50	28	1:1	0.055	1.135	0.062	-
1720	344000	DFT-s OFDM QPSK	20	25.0	24.48	-0.13	Right Cheek	0	1	53	1:1	0.168	1.127	0.189	-
1720	344000	DFT-s OFDM QPSK	20	25.0	24.45	-0.13	Right Cheek	0	50	28	1:1	0.164	1.135	0.186	-
1720	344000	DFT-s OFDM QPSK	20	25.0	24.48	-0.19	Right Tilt	0	1	53	1:1	0.048	1.127	0.054	-
1720	344000	DFT-s OFDM QPSK	20	25.0	24.45	-0.12	Right Tilt	0	50	28	1:1	0.045	1.135	0.051	-
1720	344000	CP OFDM QPSK	20	23.5	23.20	-0.10	Left Cheek	1.5	1	1	1:1	0.126	1.072	0.135	-
ANSI/ IEEE C95.1 - 2005 – Safety Limit Spatial Peak Uncontrolled Exposure/ General Population								Head 1.6 W/kg Averaged over 1 gram							

NR Band n77 Head SAR

Frequency		Modulation	Band width	Tune-Up Limit	Meas. Power	Power Drift	Test Position	MPR	RB Size	RB offset	Duty Cycle	Meas. SAR	Scaling Factor	Scaled SAR	Plot No.
Mhz	Ch.														
3930	662000	DFT-s OFDM QPSK	100	17.5	16.72	-0.11	Left Cheek	0	1	1	1:1	0.045	1.197	0.054	-
3930	662000	DFT-s OFDM QPSK	100	17.5	16.52	-0.16	Left Cheek	0	135	69	1:1	0.037	1.253	0.046	-
3930	662000	DFT-s OFDM QPSK	100	17.5	16.72	0.15	Left Tilt	0	1	1	1:1	0.040	1.197	0.048	-
3930	662000	DFT-s OFDM QPSK	100	17.5	16.52	0.01	Left Tilt	0	135	69	1:1	0.033	1.253	0.041	-
3930	662000	DFT-s OFDM QPSK	100	17.5	16.72	-0.13	Right Cheek	0	1	1	1:1	0.120	1.197	0.144	A18
3930	662000	DFT-s OFDM QPSK	100	17.5	16.52	-0.15	Right Cheek	0	135	69	1:1	0.116	1.253	0.145	A19
3930	662000	DFT-s OFDM QPSK	100	17.5	16.72	-0.17	Right Tilt	0	1	1	1:1	0.077	1.197	0.092	-
3930	662000	DFT-s OFDM QPSK	100	17.5	16.52	-0.13	Right Tilt	0	135	69	1:1	0.071	1.253	0.089	-
3930	662000	CP OFDM QPSK	100	17.5	16.85	0.15	Right Cheek	0	1	1	1:1	0.098	1.161	0.114	-
ANSI/ IEEE C95.1 - 2005– Safety Limit Spatial Peak Uncontrolled Exposure/ General Population								Head 1.6 W/kg Averaged over 1 gram							

NR Band n77 (DoD) Head SAR

Frequency		Modulation	Band width	Tune-Up Limit	Meas. Power	Power Drift	Test Position	MPR	RB Size	RB offset	Duty Cycle	Meas. SAR	Scaling Factor	Scaled SAR	Plot No.
Mhz	Ch.														
3500.01	633334	DFT-s OFDM QPSK	100	17.5	16.65	-0.01	Right Cheek	0	1	1	1:1	0.345	1.216	0.420	A20
ANSI/ IEEE C95.1 - 2005– Safety Limit Spatial Peak Uncontrolled Exposure/ General Population								Head 1.6 W/kg Averaged over 1 gram							

DTS Head SAR																
Frequency		Mode	Band width	Data Rate	Tune-Up Limit	Meas. Power	Power Drift	Test Position	Ant. Config.	Duty Cycle	Area Scan Peak SAR	Meas. SAR	Scaling Factor	Scaling Factor	Scaled SAR	Plot No.
MHz	Ch.		(MHz)	(Mbps)	(dBm)	(dBm)	(dB)				(W/kg)	(W/kg)		(Duty)	(W/kg)	
2 412	1	802.11b	20	1	14	13.15	0.12	Left Cheek	Ant.1	98.6	0.07	0.061	1.216	1.014	0.075	-
2 412	1	802.11b	20	1	14	13.15	-0.03	Left Tilt	Ant.1	98.6	0.065	0.051	1.216	1.014	0.063	-
2 412	1	802.11b	20	1	14	13.15	0.13	Right Cheek	Ant.1	98.6	0.142	0.127	1.216	1.014	0.157	A21
2 412	1	802.11b	20	1	14	13.15	0.05	Right Tilt	Ant.1	98.6	0.117	0.105	1.216	1.014	0.129	-
ANSI/ IEEE C95.1 - 2005 – Safety Limit Spatial Peak Uncontrolled Exposure/ General Population									Head 1.6 W/kg Averaged over 1 gram							

NII Head SAR																
Frequency		Mode	Band width	Data Rate	Tune-Up Limit	Meas. Power	Power Drift	Test Position	Ant. Config.	Duty Cycle	Area Scan Peak SAR	Meas. SAR	Scaling Factor	Scaling Factor	Scaled SAR	Plot No.
MHz	Ch.		(MHz)	(Mbps)	(dBm)	(dBm)	(dB)				(W/kg)	(W/kg)		(Duty)	(W/kg)	
5 270	54	802.11ac	40	MCS0	13	11.56	-0.17	Left Cheek	Ant.1	85.7	0.067	0.042	1.393	1.172	0.069	-
5 270	54	802.11ac	40	MCS0	13	11.56	0.19	Left Tilt	Ant.1	85.7	0.077	0.060	1.393	1.172	0.098	-
5 270	54	802.11ac	40	MCS0	13	11.56	0.18	Right Cheek	Ant.1	85.7	0.076	0.052	1.393	1.172	0.085	-
5 270	54	802.11ac	40	MCS0	13	11.56	0.14	Right Tilt	Ant.1	85.7	0.104	0.068	1.393	1.172	0.111	A22
5 610	122	802.11ac	80	MCS0	13	11.92	0.10	Left Cheek	Ant.1	85.5	0.078	0.056	1.282	1.171	0.084	-
5 610	122	802.11ac	80	MCS0	13	11.92	0.02	Left Tilt	Ant.1	85.5	0.081	0.063	1.282	1.171	0.095	-
5 610	122	802.11ac	80	MCS0	13	11.92	0.04	Right Cheek	Ant.1	85.5	0.079	0.048	1.282	1.171	0.072	-
5 610	122	802.11ac	80	MCS0	13	11.92	-0.15	Right Tilt	Ant.1	85.5	0.105	0.066	1.282	1.171	0.099	-
5 775	155	802.11ac	80	MCS0	13	11.57	-0.12	Left Cheek	Ant.1	85.5	0.07	0.043	1.390	1.171	0.070	-
5 775	155	802.11ac	80	MCS0	13	11.57	0.19	Left Tilt	Ant.1	85.5	0.081	0.067	1.390	1.171	0.109	-
5 775	155	802.11ac	80	MCS0	13	11.57	0.15	Right Cheek	Ant.1	85.5	0.079	0.053	1.390	1.171	0.086	-
5 775	155	802.11ac	80	MCS0	13	11.57	-0.11	Right Tilt	Ant.1	85.5	0.081	0.052	1.390	1.171	0.085	-
ANSI/ IEEE C95.1 - 2005– Safety Limit Spatial Peak Uncontrolled Exposure/ General Population									Head 1.6 W/kg Averaged over 1 gram							

DSS Head SAR												
Frequency		Mode	Tune-Up Limit	Meas. Power	Power Drift	Test Position	Meas. SAR	Scaling Factor	Scaling Factor	Scaled SAR	Plot No.	
MHz	Ch.		(dBm)	(dBm)	(dB)				(W/kg)	(Duty)		(W/kg)
2441	39	Bluetooth DH5	12	11.34	0.14	Left Cheek	0.030	1.164	1.312	0.046		
2441	39	Bluetooth DH5	12	11.34	0.18	Left Tilt	0.024	1.164	1.312	0.037		
2441	39	Bluetooth DH5	12	11.34	0.15	Right Cheek	0.072	1.164	1.312	0.110	A23	
2441	39	Bluetooth DH5	12	11.34	0.14	Right Tilt	0.043	1.164	1.312	0.066		
ANSI/ IEEE C95.1 - 2005– Safety Limit Spatial Peak Uncontrolled Exposure/ General Population							Head 1.6 W/kg (mW/g) Averaged over 1 gram					

13.2 Body-worn SAR Measurement Results

GSM/UMTS Bodyworn SAR												
Frequency		Mode	Tune-Up Limit	Meas. Power	Power Drift	Test Position	Duty Cycle	Distance	Meas. SAR	Scaling Factor	Scaled SAR	Plot No.
Mhz	Ch.		(dB)	(dB)	(dB)			(mm)	(W/kg)		(W/kg)	
836.6	190	GSM850 VOICE	33.5	33.19	0.07	Rear	1:8.30	15	0.288	1.074	0.309	-
836.6	190		33.5	33.19	0.02	Front	1:8.30	15	0.194	1.074	0.208	-
836.6	190	GSM850 GPRS 2TX	32.5	31.26	-0.14	Rear	1:4.15	15	0.458	1.330	0.609	B1
836.6	190		32.5	31.26	-0.01	Front	1:4.15	15	0.269	1.330	0.358	-
1880	661	GSM1900 VOICE	31.0	30.80	-0.00	Rear	1:8.30	15	0.284	1.047	0.297	-
1880	661		31.0	30.80	-0.08	Front	1:8.30	15	0.200	1.047	0.209	-
1880	661	GSM1900 GPRS 2TX	29.5	27.81	-0.02	Rear	1:4.15	15	0.298	1.476	0.440	B2
1880	661		29.5	27.81	-0.01	Front	1:4.15	15	0.212	1.476	0.313	-
1880	9400	UMTS Band 2 RMC	24.5	23.95	-0.03	Rear	1:1	15	0.337	1.135	0.382	B3
1880	9400		24.5	23.95	-0.03	Front	1:1	15	0.241	1.135	0.274	-
1732.4	1412	UMTS Band 4 RMC	24.5	23.62	-0.03	Rear	1:1	15	0.196	1.225	0.240	-
1732.4	1412		24.5	23.62	-0.01	Front	1:1	15	0.225	1.225	0.276	B4
836.6	4183	UMTS Band 5 RMC	25.0	24.20	-0.02	Rear	1:1	15	0.283	1.202	0.340	B5
836.6	4183		25.0	24.20	-0.01	Front	1:1	15	0.220	1.202	0.264	-
ANSI/ IEEE C95.1 - 2005- Safety Limit Spatial Peak Uncontrolled Exposure/ General Population						Body 1.6 W/kg Averaged over 1 gram						

LTE Band Bodyworn SAR																
Frequency		Mode	Band width	Tune-Up Limit	Meas. Power	Power Drift	Test Position	MPR	RB Size	RB offset	Duty Cycle	Distance	Meas. SAR	Scaling Factor	Scaled SAR	Plot No.
Mhz	Ch.															
1860	18700	LTE 2 QPSK	20	24.5	24.09	0.05	Rear	0	1	49	1:1	15	0.366	1.099	0.402	B6
1860	18700		20	23.5	23.46	0.03	Rear	1	50	0	1:1	15	0.297	1.009	0.300	-
1860	18700		20	24.5	24.09	0.13	Front	0	1	49	1:1	15	0.281	1.099	0.309	-
1860	18700		20	23.5	23.46	-0.18	Front	1	50	0	1:1	15	0.232	1.009	0.234	-
1860	18700	LTE 2 Upper QPSK	20	25.5	25.43	-0.16	Rear	0	1	49	1:1	15	0.617	1.016	0.627	B7
1860	18700		20	24.5	24.49	-0.16	Rear	1	50	0	1:1	15	0.508	1.002	0.509	-
1860	18700		20	25.5	25.43	0.08	Front	0	1	49	1:1	15	0.294	1.016	0.299	-
1860	18700		20	24.5	24.49	0.04	Front	1	50	0	1:1	15	0.241	1.002	0.242	-
836.5	20525	LTE 5 QPSK	10	25.5	24.6	-0.02	Rear	0	1	0	1:1	15	0.330	1.230	0.406	B8
836.5	20525		10	24.5	23.72	-0.05	Rear	1	25	0	1:1	15	0.269	1.197	0.322	-
836.5	20525		10	25.5	24.6	0.04	Front	0	1	0	1:1	15	0.315	1.230	0.388	-
836.5	20525		10	24.5	23.72	0.01	Front	1	25	0	1:1	15	0.260	1.197	0.311	-
704	23060	LTE 12 QPSK	10	25.0	23.62	-0.00	Rear	0	1	0	1:1	15	0.167	1.374	0.229	B9
704	23060		10	24.0	22.75	-0.03	Rear	1	25	0	1:1	15	0.135	1.334	0.180	-
704	23060		10	25.0	23.62	-0.11	Front	0	1	0	1:1	15	0.141	1.374	0.194	-
704	23060		10	24.0	22.75	0.04	Front	1	25	0	1:1	15	0.109	1.334	0.145	-
831.5	26865	LTE 26 QPSK	15	25.0	23.94	-0.01	Rear	0	1	0	1:1	15	0.248	1.276	0.317	B10
831.5	26865		15	24.0	23.01	-0.06	Rear	1	36	0	1:1	15	0.200	1.256	0.251	-
831.5	26865		15	25.0	23.94	0.02	Front	0	1	0	1:1	15	0.184	1.276	0.235	-
831.5	26865		15	24.0	23.01	-0.04	Front	1	36	0	1:1	15	0.152	1.256	0.191	-
2680	41490	LTE 41 QPSK	20	25.0	24.30	-0.11	Rear	0	1	49	1:1.58	15	0.127	1.175	0.149	-
2680	41490		20	24.0	23.28	-0.03	Rear	1	50	25	1:1.58	15	0.112	1.180	0.132	-
2680	41490		20	25.0	24.30	-0.16	Front	0	1	49	1:1.58	15	0.190	1.175	0.223	-
2680	41490		20	24.0	23.28	-0.17	Front	1	50	25	1:1.58	15	0.198	1.180	0.234	B11
1720	132332	LTE 66 QPSK	20	25.0	24.23	0.12	Rear	0	1	0	1:1	15	0.245	1.194	0.293	B12
1720	132072		20	24.0	23.51	0.00	Rear	1	50	1	1:1	15	0.195	1.119	0.218	-
1720	132332		20	25.0	24.23	0.01	Front	0	1	0	1:1	15	0.217	1.194	0.259	-
1720	132072		20	24.0	23.51	0.09	Front	1	50	1	1:1	15	0.200	1.119	0.224	-
1720	132072	LTE 66 Upper QPSK	20	25.0	24.06	-0.14	Rear	0	1	49	1:1	15	0.282	1.242	0.350	B13
1720	132072		20	24.0	23.21	0.18	Rear	1	50	0	1:1	15	0.233	1.199	0.279	-
1720	132072		20	25.0	24.06	0.13	Front	0	1	49	1:1	15	0.212	1.242	0.263	-
1720	132072		20	24.0	23.21	-0.09	Front	1	50	0	1:1	15	0.164	1.199	0.197	-
ANSI/ IEEE C95.1 - 2005– Safety Limit Spatial Peak Uncontrolled Exposure/ General Population								Body 1.6 W/kg Averaged over 1 gram								

NR Band Bodyworn SAR																
Frequency		Mode	Band width	Tune-Up Limit	Meas. Power	Power Drift	Test Position	MPR	RB	RB	Duty Cycle	Distance (mm)	Meas. SAR (W/kg)	Scaling Factor	Scaled SAR	Plot No.
Mhz	Ch.		(Mhz)	(dBm)	(dBm)	(dB)		(dB)	Size	offset					(W/kg)	
836.5	167300	NR n5 DFT-s OFDM QPSK	20	25.5	25.32	0.02	Rear	0	1	1	1:1	15	0.288	1.042	0.300	-
836.5	167300		20	25.5	25.11	-0.02	Rear	0	50	28	1:1	15	0.312	1.094	0.341	-
836.5	167300		20	25.5	25.32	-0.05	Front	0	1	1	1:1	15	0.312	1.042	0.325	-
836.5	167300		20	25.5	25.11	0.07	Front	0	50	28	1:1	15	0.317	1.094	0.347	B14
836.5	167300	CP OFDM QPSK	20	24.0	23.86	-0.14	Front	1.5	1	1	1:1	15	0.240	1.033	0.248	-
2592.99	518598	NR n41 DFT-s OFDM QPSK	100	20.0	19.88	-0.14	Rear	0	1	137	1:1	15	0.064	1.028	0.066	-
2592.99	518598		100	20.0	19.95	-0.13	Rear	0	135	69	1:1	15	0.065	1.012	0.066	-
2592.99	518598		100	20.0	19.95	-0.13	Front	0	1	137	1:1	15	0.129	1.012	0.130	B15
2592.99	518598		100	20.0	19.95	-0.17	Front	0	135	69	1:1	15	0.125	1.012	0.126	-
2592.99	518598	CP OFDM QPSK	100	18.5	17.7	0.00	Front	1.5	1	1	1:1	15	0.079	1.202	0.095	-
2 592.99	518598	SRS Path 1	100	13.0	11.8	0.00	Rear	0	1	137	1:1	15	0.00609	1.318	0.008	-
2 592.99	518598	SRS Path 1	100	13.0	11.8	0.00	Front	0	1	137	1:1	15	0	1.318	0.000	-
2 592.99	518598	SRS Path 2	100	16.0	15.0	0.13	Rear	0	1	137	1:1	15	0.025	1.259	0.031	-
2 592.99	518598	SRS Path 2	100	16.0	15.0	0.00	Front	0	1	137	1:1	15	0	1.259	0.000	-
2 592.99	518598	SRS Path 3	100	17.0	15.9	0.00	Rear	0	1	137	1:1	15	0.056	1.288	0.072	B16
2 592.99	518598	SRS Path 3	100	17.0	15.9	0.00	Front	0	1	137	1:1	15	0.00194	1.288	0.002	-
1 720	344000	NR n66 DFT-s OFDM QPSK	20	25.0	24.48	0.14	Rear	0	1	53	1:1	15	0.342	1.127	0.386	B17
1 720	344000		20	25.0	24.45	-0.02	Rear	0	50	28	1:1	15	0.338	1.135	0.384	-
1 720	344000		20	25.0	24.48	-0.11	Front	0	1	53	1:1	15	0.304	1.127	0.343	-
1 720	344000		20	25.0	24.45	0.17	Front	0	50	28	1:1	15	0.302	1.135	0.343	-
1 720	344000	CP OFDM QPSK	20	23.5	23.20	-0.13	Rear	1.5	1	1	1:1	15	0.327	1.072	0.350	-
3930	662000	NR n77 DFT-s OFDM QPSK	100	20.5	20.13	-0.13	Rear	0	1	271	1:1	15	0.092	1.089	0.100	-
3930	662000		100	20.5	20.02	0.00	Rear	0	135	69	1:1	15	0.096	1.117	0.107	B18
3930	662000		100	20.5	20.13	0.00	Front	0	1	271	1:1	15	0.028	1.089	0.030	-
3930	662000		100	20.5	20.02	0.00	Front	0	135	69	1:1	15	0.035	1.117	0.039	-
3930	662000	CP OFDM QPSK	100	19.0	17.89	0.00	Rear	1.5	1	1	1:1	15	0.070	1.291	0.090	-
3 500.01	633334	NR n77 DFT-s OFDM QPSK DoD	100	20.5	20.42	-0.17	Rear	0	1	271	1:1	15	0.140	1.019	0.143	B19
ANSI/ IEEE C95.1 - 2005 – Safety Limit Spatial Peak Uncontrolled Exposure/ General Population							Body 1.6 W/kg Averaged over 1 gram									

DTS Bodyworn SAR																	
Frequency		Mode	Band width	Data Rate	Tune-Up Limit	Meas. Power	Power Drift	Test Position	Ant. Config.	Duty Cycle	Distance	Area Scan Peak SAR	Meas. SAR	Scaling Factor	Scaling Factor	Scaled SAR	Plot No.
MHz	Ch.		(MHz)	(Mbps)	(dBm)	(dBm)	(dB)										
2 412	1	802.11b	20	1	18.0	17.61	0.13	Rear	Ant.1	98.6	15	0.058	0.039	1.094	1.014	0.043	B20
2 412	1	802.11b	20	1	18.0	17.61	-0.14	Front	Ant.1	98.6	15	0.042	0.032	1.094	1.014	0.035	-
ANSI/ IEEE C95.1 - 2005– Safety Limit Spatial Peak Uncontrolled Exposure/ General Population									Body 1.6 W/kg Averaged over 1 gram								

NII Bodyworn SAR																	
Frequency		Mode	Band width	Data Rate	Tune-Up Limit	Meas. Power	Power Drift	Test Position	Ant. Config.	Duty Cycle	Distance	Area Scan Peak SAR	Meas. SAR	Scaling Factor	Scaling Factor	Scaled SAR	Plot No.
MHz	Ch.		(MHz)	(Mbps)	(dBm)	(dBm)	(dB)										
5 300	60	802.11a	20	6	16.0	15.58	0.18	Rear	Ant.1	91.9	15	0.115	0.071	1.102	1.088	0.085	B21
5 300	60	802.11a	20	6	16.0	15.58	0.11	Front	Ant.1	91.9	15	0.021	0.011	1.102	1.088	0.013	-
5 600	120	802.11a	20	6	16.0	15.17	-0.17	Rear	Ant.1	91.9	15	0.128	0.062	1.211	1.088	0.082	-
5 600	120	802.11a	20	6	16.0	15.17	0.15	Front	Ant.1	91.9	15	0.057	0.011	1.211	1.088	0.014	-
5 745	149	802.11a	20	6	16.0	15.3	0.13	Rear	Ant.1	91.9	15	0.095	0.060	1.175	1.088	0.077	-
5 745	149	802.11a	20	6	16.0	15.3	-0.07	Front	Ant.1	91.9	15	0.056	0.014	1.175	1.088	0.018	-
ANSI/ IEEE C95.1 - 2005– Safety Limit Spatial Peak Uncontrolled Exposure/ General Population									Body 1.6 W/kg Averaged over 1 gram								

DSS Body-Worn SAR													
Frequency		Mode	Tune-Up Limit	Meas. Power	Power Drift	Test Position	Distance	Meas. SAR	Scaling Factor	Scaling Factor	Scaled SAR	Plot No.	
MHz	Ch.		(dBm)	(dBm)	(dB)								(mm)
2 441	39	Bluetooth DH5	12.0	11.34	0.14	Rear	15	0.008	1.164	1.312	0.012	B22	
2 441	39	Bluetooth DH5	12.0	11.34	0.00	Front	15	0.006	1.164	1.312	0.009	-	
ANSI/ IEEE C95.1 - 2005– Safety Limit Spatial Peak Uncontrolled Exposure/ General Population							Body 1.6 W/kg Averaged over 1 gram						

13.3 Hotspot SAR Measurement Results

GSM 850 Hotspot SAR												
Frequency		Mode	Tune-Up Limit	Meas. Power	Power Drift	Test Position	Duty Cycle	Distance (mm)	Meas. SAR	Scaling Factor	Scaled SAR	Plot No.
Mhz	Ch.		(dB)	(dB)	(dB)				(W/kg)		(W/kg)	
836.6	190	GPRS 2TX	29.5	28.29	-0.06	Rear	1:4.15	10	0.380	1.321	0.502	C1
836.6	190	GPRS 2TX	29.5	28.29	0.02	Front	1:4.15	10	0.178	1.321	0.235	-
836.6	190	GPRS 2TX	29.5	28.29	0.02	Left	1:4.15	10	0.094	1.321	0.124	-
836.6	190	GPRS 2TX	29.5	28.29	0.07	Right	1:4.15	10	0.235	1.321	0.311	-
836.6	190	GPRS 2TX	29.5	28.29	0.11	Bottom	1:4.15	10	0.228	1.321	0.301	-
ANSI/ IEEE C95.1 - 2005- Safety Limit Spatial Peak Uncontrolled Exposure/ General Population						Body 1.6 W/kg Averaged over 1 gram						

GSM 1900 Hotspot SAR												
Frequency		Mode	Tune-Up Limit	Meas. Power	Power Drift	Test Position	Duty Cycle	Distance (mm)	Meas. SAR	Scaling Factor	Scaled SAR	Plot No.
Mhz	Ch.		(dB)	(dB)	(dB)				(W/kg)		(W/kg)	
1880	661	GPRS 2TX	26.5	24.94	0.15	Rear	1:4.15	10	0.270	1.432	0.387	C2
1880	661	GPRS 2TX	26.5	24.94	0.10	Front	1:4.15	10	0.195	1.432	0.279	-
1880	661	GPRS 2TX	26.5	24.94	0.04	Left	1:4.15	10	0.121	1.432	0.173	-
1880	661	GPRS 2TX	26.5	24.94	0.11	Bottom	1:4.15	10	0.168	1.432	0.241	-
ANSI/ IEEE C95.1 - 2005- Safety Limit Spatial Peak Uncontrolled Exposure/ General Population						Body 1.6 W/kg Averaged over 1 gram						

UMTS Band 2 Hotspot SAR												
Frequency		Mode	Tune-Up Limit	Meas. Power	Power Drift	Test Position	Duty Cycle	Distance	Meas. SAR	Scaling Factor	Scaled SAR	Plot No.
Mhz	Ch.		(dB)	(dB)	(dB)			(mm)	(W/kg)		(W/kg)	
1880	9400	RMC	21.5	20.95	-0.04	Rear	1:1	10	0.332	1.135	0.377	C3
1880	9400	RMC	21.5	20.95	-0.03	Front	1:1	10	0.205	1.135	0.233	-
1880	9400	RMC	21.5	20.95	0.04	Left	1:1	10	0.185	1.135	0.210	-
1880	9400	RMC	21.5	20.95	-0.02	Bottom	1:1	10	0.178	1.135	0.202	-
ANSI/ IEEE C95.1 - 2005- Safety Limit Spatial Peak Uncontrolled Exposure/ General Population						Body 1.6 W/kg Averaged over 1 gram						

UMTS Band 4 Hotspot SAR

Frequency		Mode	Tune-Up Limit	Meas. Power	Power Drift	Test Position	Duty Cycle	Distance	Meas. SAR	Scaling Factor	Scaled SAR	Plot No.
Mhz	Ch.		(dB)	(dB)	(dB)						(mm)	
1732.4	1412	RMC	21.0	20.61	-0.10	Rear	1:1	10	0.197	1.094	0.216	C4
1732.4	1412	RMC	21.0	20.61	-0.05	Front	1:1	10	0.151	1.094	0.165	-
1732.4	1412	RMC	21.0	20.61	0.02	Left	1:1	10	0.187	1.094	0.205	-
1732.4	1412	RMC	21.0	20.61	-0.03	Bottom	1:1	10	0.140	1.094	0.153	-
ANSI/ IEEE C95.1 - 2005- Safety Limit Spatial Peak Uncontrolled Exposure/ General Population						Body 1.6 W/kg Averaged over 1 gram						

UMTS Band 5 Hotspot SAR

Frequency		Mode	Tune-Up Limit	Meas. Power	Power Drift	Test Position	Duty Cycle	Distance	Meas. SAR	Scaling Factor	Scaled SAR	Plot No.
Mhz	Ch.		(dB)	(dB)	(dB)						(mm)	
836.6	4183	RMC	25.0	24.20	0.00	Rear	1:1	10	0.539	1.202	0.648	C5
836.6	4183	RMC	25.0	24.20	-0.03	Front	1:1	10	0.230	1.202	0.277	-
836.6	4183	RMC	25.0	24.20	0.04	Left	1:1	10	0.136	1.202	0.164	-
836.6	4183	RMC	25.0	24.20	0.00	Right	1:1	10	0.208	1.202	0.250	-
836.6	4183	RMC	25.0	24.20	-0.01	Bottom	1:1	10	0.250	1.202	0.301	-
ANSI/ IEEE C95.1 - 2005- Safety Limit Spatial Peak Uncontrolled Exposure/ General Population						Body 1.6 W/kg Averaged over 1 gram						

LTE Band 2 Hotspot SAR

Frequency		Mode	Band width	Tune-Up Limit	Meas. Power	Power Drift	Test Position	MPR	RB Size	RB Offset	Duty Cycle	Distance	Meas. SAR	Scaling Factor	Scaled SAR	Plot No.
Mhz	Ch.			(dBm)	(dBm)	(dB)									(dB)	
1860	18700	QPSK	20	20.5	20.38	0.06	Rear	0	1	0	1:1	10	0.286	1.028	0.294	-
1880	18900	QPSK	20	20.5	20.44	0.04	Rear	0	50	0	1:1	10	0.304	1.014	0.308	C6
1860	18700	QPSK	20	20.5	20.38	-0.20	Front	0	1	0	1:1	10	0.229	1.028	0.235	-
1880	18900	QPSK	20	20.5	20.44	0.02	Front	0	50	0	1:1	10	0.254	1.014	0.258	-
1860	18700	QPSK	20	20.5	20.38	-0.17	Left	0	1	0	1:1	10	0.208	1.028	0.214	-
1880	18900	QPSK	20	20.5	20.44	0.09	Left	0	50	0	1:1	10	0.192	1.014	0.195	-
1860	18700	QPSK	20	20.5	20.38	0.14	Bottom	0	1	0	1:1	10	0.231	1.028	0.237	-
1880	18900	QPSK	20	20.5	20.44	0.13	Bottom	0	50	0	1:1	10	0.274	1.014	0.278	-
ANSI/ IEEE C95.1 - 2005 - Safety Limit Spatial Peak Uncontrolled Exposure/ General Population								Body 1.6 W/kg Averaged over 1 gram								

LTE Band 2 Upper Hotspot SAR																
Frequency		Mode	Band width	Tune-Up Limit	Meas. Power	Power Drift	Test Position	MPR	RB Size	RB Offset	Duty Cycle	Distance	Meas. SAR	Scaling Factor	Scaled SAR	Plot No.
MHz	Ch.															
1900	19100	QPSK	20	21.5	21.06	-0.13	Rear	0	1	0	1:1	10	0.663	1.107	0.734	C7
1900	19100	QPSK	20	21.5	21.16	-0.16	Rear	0	50	49	1:1	10	0.575	1.081	0.622	-
1900	19100	QPSK	20	21.5	21.06	0.14	Front	0	1	0	1:1	10	0.177	1.107	0.196	-
1900	19100	QPSK	20	21.5	21.16	-0.15	Front	0	50	49	1:1	10	0.164	1.081	0.177	-
1900	19100	QPSK	20	21.5	21.06	-0.19	Left	0	1	0	1:1	10	0.508	1.107	0.562	-
1900	19100	QPSK	20	21.5	21.16	0.01	Left	0	50	49	1:1	10	0.418	1.081	0.452	-
ANSI/ IEEE C95.1 - 2005 – Safety Limit Spatial Peak Uncontrolled Exposure/ General Population								Body 1.6 W/kg Averaged over 1 gram								

LTE Band 5 Hotspot SAR																
Frequency		Mode	Band width	Tune-Up Limit	Meas. Power	Power Drift	Test Position	MPR	RB Size	RB Offset	Duty Cycle	Distance	Meas. SAR	Scaling Factor	Scaled SAR	Plot No.
MHz	Ch.															
836.5	20525	QPSK	10	22.5	22.10	-0.04	Rear	0	1	0	1:1	10	0.327	1.096	0.359	-
836.5	20525	QPSK	10	22.5	22.09	-0.03	Rear	0	25	0	1:1	10	0.334	1.099	0.367	C8
836.5	20525	QPSK	10	22.5	22.10	-0.04	Front	0	1	0	1:1	10	0.163	1.096	0.179	-
836.5	20525	QPSK	10	22.5	22.09	-0.01	Front	0	25	0	1:1	10	0.155	1.099	0.170	-
836.5	20525	QPSK	10	22.5	22.10	0.08	Left	0	1	0	1:1	10	0.082	1.096	0.090	-
836.5	20525	QPSK	10	22.5	22.09	0.13	Left	0	25	0	1:1	10	0.086	1.099	0.095	-
836.5	20525	QPSK	10	22.5	22.10	0.07	Right	0	1	0	1:1	10	0.123	1.096	0.135	-
836.5	20525	QPSK	10	22.5	22.09	0.04	Right	0	25	0	1:1	10	0.132	1.099	0.145	-
836.5	20525	QPSK	10	22.5	22.10	0.18	Bottom	0	1	0	1:1	10	0.209	1.096	0.229	-
836.5	20525	QPSK	10	22.5	22.09	0.17	Bottom	0	25	0	1:1	10	0.219	1.099	0.241	-
ANSI/ IEEE C95.1 - 2005 – Safety Limit Spatial Peak Uncontrolled Exposure/ General Population								Body 1.6 W/kg Averaged over 1 gram								

LTE Band 12 Hotspot SAR																
Frequency		Mode	Band width	Tune-Up Limit	Meas. Power	Power Drift	Test Position	MPR	RB Size	RB Offset	Duty Cycle	Distance	Meas. SAR	Scaling Factor	Scaled SAR	Plot No.
MHz	Ch.															
704	23060	QPSK	10	25.0	23.62	0.08	Rear	0	1	0	1:1	10	0.198	1.374	0.272	C9
704	23060	QPSK	10	24.0	22.75	0.00	Rear	1	25	0	1:1	10	0.167	1.334	0.223	-
704	23060	QPSK	10	25.0	23.62	0.03	Front	0	1	0	1:1	10	0.138	1.374	0.190	-
704	23060	QPSK	10	24.0	22.75	-0.01	Front	1	25	0	1:1	10	0.113	1.334	0.151	-
704	23060	QPSK	10	25.0	23.62	-0.02	Left	0	1	0	1:1	10	0.078	1.374	0.107	-
704	23060	QPSK	10	24.0	22.75	-0.06	Left	1	25	0	1:1	10	0.064	1.334	0.085	-
704	23060	QPSK	10	25.0	23.62	0.04	Right	0	1	0	1:1	10	0.129	1.374	0.177	-
704	23060	QPSK	10	24.0	22.75	-0.03	Right	1	25	0	1:1	10	0.101	1.334	0.135	-
704	23060	QPSK	10	25.0	23.62	0.15	Bottom	0	1	0	1:1	10	0.104	1.374	0.143	-
704	23060	QPSK	10	24.0	22.75	0.15	Bottom	1	25	0	1:1	10	0.092	1.334	0.123	-
ANSI/ IEEE C95.1 - 2005 – Safety Limit Spatial Peak Uncontrolled Exposure/ General Population								Body 1.6 W/kg Averaged over 1 gram								

LTE Band 26 Hotspot SAR

Frequency		Mode	Band width (MHz)	Tune-Up Limit (dBm)	Meas. Power (dBm)	Power Drift (dB)	Test Position	MPR (dB)	RB Size	RB Offset	Duty Cycle	Distance (mm)	Meas. SAR (W/kg)	Scaling Factor	Scaled SAR (W/kg)	Plot No.
MHz	Ch.															
831.5	26865	QPSK	15	25.0	23.94	0.02	Rear	0	1	0	1:1	10	0.484	1.276	0.618	C10
831.5	26865	QPSK	15	24.0	23.01	-0.08	Rear	1	36	0	1:1	10	0.394	1.256	0.495	-
831.5	26865	QPSK	15	25.0	23.94	-0.00	Front	0	1	0	1:1	10	0.183	1.276	0.234	-
831.5	26865	QPSK	15	24.0	23.01	-0.07	Front	1	36	0	1:1	10	0.147	1.256	0.185	-
831.5	26865	QPSK	15	25.0	23.94	0.02	Left	0	1	0	1:1	10	0.126	1.276	0.161	-
831.5	26865	QPSK	15	24.0	23.01	0.01	Left	1	36	0	1:1	10	0.101	1.256	0.127	-
831.5	26865	QPSK	15	25.0	23.94	-0.01	Right	0	1	0	1:1	10	0.162	1.276	0.207	-
831.5	26865	QPSK	15	24.0	23.01	-0.05	Right	1	36	0	1:1	10	0.128	1.256	0.161	-
831.5	26865	QPSK	15	25.0	23.94	0.11	Bottom	0	1	0	1:1	10	0.274	1.276	0.350	-
831.5	26865	QPSK	15	24.0	23.01	0.18	Bottom	1	36	0	1:1	10	0.241	1.256	0.303	-
ANSI/ IEEE C95.1 - 2005 – Safety Limit Spatial Peak Uncontrolled Exposure/ General Population								Body 1.6 W/kg Averaged over 1 gram								

LTE Band 41 Hotspot SAR

Frequency		Mode	Band width (MHz)	Tune-Up Limit (dBm)	Meas. Power (dBm)	Power Drift (dB)	Test Position	MPR (dB)	RB Size	RB Offset	Duty Cycle	Distance (mm)	Meas. SAR (W/kg)	Scaling Factor	Scaled SAR (W/kg)	Plot No.
MHz	Ch.															
2680	41490	QPSK	20	25.0	24.30	-0.17	Rear	0	1	49	1:1.58	10	0.295	1.175	0.347	-
2680	41490	QPSK	20	24.0	23.28	-0.13	Rear	1	50	25	1:1.58	10	0.258	1.180	0.305	-
2680	41490	QPSK	20	25.0	24.30	-0.10	Front	0	1	49	1:1.58	10	0.503	1.175	0.591	C11
2680	41490	QPSK	20	24.0	23.28	-0.13	Front	1	50	25	1:1.58	10	0.387	1.180	0.457	-
2680	41490	QPSK	20	25.0	24.30	0.11	Left	0	1	49	1:1.58	10	0.192	1.175	0.226	-
2680	41490	QPSK	20	24.0	23.28	0.01	Left	1	50	25	1:1.58	10	0.150	1.180	0.177	-
2680	41490	QPSK	20	25.0	24.30	0.17	Bottom	0	1	49	1:1.58	10	0.409	1.175	0.481	-
2680	41490	QPSK	20	24.0	23.28	0.16	Bottom	1	50	25	1:1.58	10	0.260	1.180	0.307	-
ANSI/ IEEE C95.1 - 2005 – Safety Limit Spatial Peak Uncontrolled Exposure/ General Population								Body 1.6 W/kg Averaged over 1 gram								

LTE Band 66 Hotspot SAR

Frequency		Mode	Band width (MHz)	Tune-Up Limit (dBm)	Meas. Power (dBm)	Power Drift (dB)	Test Position	MPR (dB)	RB Size	RB Offset	Duty Cycle	Distance (mm)	Meas. SAR (W/kg)	Scaling Factor	Scaled SAR (W/kg)	Plot No.
MHz	Ch.															
1720	132072	QPSK	20	21.0	19.69	0.01	Rear	0	1	0	1:1	10	0.253	1.352	0.342	C12
1720	132072	QPSK	20	21.0	19.87	0.04	Rear	0	50	0	1:1	10	0.251	1.297	0.326	-
1720	132072	QPSK	20	21.0	19.69	0.02	Front	0	1	0	1:1	10	0.204	1.352	0.276	-
1720	132072	QPSK	20	21.0	19.87	0.05	Front	0	50	0	1:1	10	0.208	1.297	0.270	-
1720	132072	QPSK	20	21.0	19.69	0.10	Left	0	1	0	1:1	10	0.227	1.352	0.307	-
1720	132072	QPSK	20	21.0	19.87	0.16	Left	0	50	0	1:1	10	0.232	1.297	0.301	-
1720	132072	QPSK	20	21.0	19.69	0.11	Bottom	0	1	0	1:1	10	0.216	1.352	0.292	-
1720	132072	QPSK	20	21.0	19.87	0.16	Bottom	0	50	0	1:1	10	0.223	1.297	0.289	-
ANSI/ IEEE C95.1 - 2005 – Safety Limit Spatial Peak Uncontrolled Exposure/ General Population										Body 1.6 W/kg Averaged over 1 gram						

LTE Band 66 Upper Hotspot SAR

Frequency		Mode	Band width (MHz)	Tune-Up Limit (dBm)	Meas. Power (dBm)	Power Drift (dB)	Test Position	MPR (dB)	RB Size	RB Offset	Duty Cycle	Distance (mm)	Meas. SAR (W/kg)	Scaling Factor	Scaled SAR (W/kg)	Plot No.
MHz	Ch.															
1720	132072	QPSK	20	21.0	20.26	-0.08	Rear	0	1	49	1:1	10	0.279	1.186	0.331	-
1720	132072	QPSK	20	21.0	20.24	0.19	Rear	0	50	0	1:1	10	0.302	1.191	0.360	-
1720	132072	QPSK	20	21.0	20.26	-0.09	Front	0	1	49	1:1	10	0.140	1.186	0.166	-
1720	132072	QPSK	20	21.0	20.24	-0.16	Front	0	50	0	1:1	10	0.136	1.191	0.162	-
1720	132072	QPSK	20	21.0	20.26	-0.11	Left	0	1	49	1:1	10	0.353	1.186	0.419	C13
1720	132072	QPSK	20	21.0	20.24	-0.03	Left	0	50	0	1:1	10	0.349	1.191	0.416	-
ANSI/ IEEE C95.1 - 2005 – Safety Limit Spatial Peak Uncontrolled Exposure/ General Population										Body 1.6 W/kg Averaged over 1 gram						

NR Band n5 (Cell) Hotspot SAR

Frequency		Mode	Band width (MHz)	Tune-Up Limit (dBm)	Meas. Power (dBm)	Power Drift (dB)	Test Position	MPR (dB)	RB Size	RB Offset	Duty Cycle	Distance (mm)	Meas. SAR (W/kg)	Scaling Factor	Scaled SAR (W/kg)	Plot No.
MHz	Ch.															
836.5	167300	DFT-s OFDM QPSK	20	22.5	22.38	0.11	Rear	0	1	1	1:1	10	0.264	1.028	0.271	-
836.5	167300	DFT-s OFDM QPSK	20	22.5	22.30	0.04	Rear	0	50	0	1:1	10	0.281	1.047	0.294	C14
836.5	167300	DFT-s OFDM QPSK	20	22.5	22.38	-0.03	Front	0	1	1	1:1	10	0.168	1.028	0.173	-
836.5	167300	DFT-s OFDM QPSK	20	22.5	22.30	-0.05	Front	0	50	0	1:1	10	0.169	1.047	0.177	-
836.5	167300	DFT-s OFDM QPSK	20	22.5	22.38	-0.16	Left	0	1	1	1:1	10	0.072	1.028	0.074	-
836.5	167300	DFT-s OFDM QPSK	20	22.5	22.30	-0.08	Left	0	50	0	1:1	10	0.080	1.047	0.084	-
836.5	167300	DFT-s OFDM QPSK	20	22.5	22.38	-0.07	Right	0	1	1	1:1	10	0.089	1.028	0.091	-
836.5	167300	DFT-s OFDM QPSK	20	22.5	22.30	-0.00	Right	0	50	0	1:1	10	0.110	1.047	0.115	-
836.5	167300	DFT-s OFDM QPSK	20	22.5	22.38	0.12	Bottom	0	1	1	1:1	10	0.190	1.028	0.195	-
836.5	167300	DFT-s OFDM QPSK	20	22.5	22.30	0.12	Bottom	0	50	0	1:1	10	0.206	1.047	0.216	-
836.5	167300	CP OFDM QPSK	20	22.5	22.36	-0.01	Rear	0	1	1	1:1	10	0.217	1.033	0.224	-
ANSI/ IEEE C95.1 - 2005 – Safety Limit Spatial Peak Uncontrolled Exposure/ General Population										Body 1.6 W/kg Averaged over 1 gram						

NR Band n41 Hotspot SAR

Frequency		Mode	Band width	Tune-Up Limit	Meas. Power	Power Drift	Test Position	MPR	RB Size	RB Offset	Duty Cycle	Distance	Meas. SAR	Scaling Factor	Scaled SAR	Plot No.
Mhz	Ch.		(Mhz)	(dBm)	(dBm)	(dB)		(dB)	(dB)	(mm)		(W/kg)	(W/kg)			
2592.99	518598	DFT-s OFDM QPSK	100	20.0	19.88	-0.07	Rear	0	1	137	1:1	10	0.117	1.028	0.120	
2592.99	518598	DFT-s OFDM QPSK	100	20.0	19.95	-0.11	Rear	0	135	69	1:1	10	0.115	1.012	0.116	
2592.99	518598	DFT-s OFDM QPSK	100	20.0	19.88	-0.16	Front	0	1	137	1:1	10	0.225	1.028	0.231	C15
2592.99	518598	DFT-s OFDM QPSK	100	20.0	19.95	-0.17	Front	0	135	69	1:1	10	0.222	1.012	0.225	-
2592.99	518598	DFT-s OFDM QPSK	100	20.0	19.88	-0.05	Left	0	1	137	1:1	10	0.048	1.028	0.049	-
2592.99	518598	DFT-s OFDM QPSK	100	20.0	19.95	-0.04	Left	0	135	69	1:1	10	0.042	1.012	0.042	-
2592.99	518598	DFT-s OFDM QPSK	100	20.0	19.88	-0.13	Bottom	0	1	137	1:1	10	0.093	1.028	0.096	-
2592.99	518598	DFT-s OFDM QPSK	100	20.0	19.95	-0.07	Bottom	0	135	69	1:1	10	0.10	1.012	0.101	-
2592.99	518598	CP OFDM QPSK	100	18.5	17.7	0.00	Front	1.5	1	1	1:1	10	0.044	1.202	0.053	-
ANSI/ IEEE C95.1 - 2005 – Safety Limit Spatial Peak Uncontrolled Exposure/ General Population							Body 1.6 W/kg Averaged over 1 gram									

NR Band n41 Hotspot SAR - SRS

Frequency		Mode	Band width	Tune-Up Limit	Meas. Power	Power Drift	Test Position	MPR	RB Size	RB Offset	Duty Cycle	Distance	Meas. SAR	Scaling Factor	Scaled SAR	Plot No.
Mhz	Ch.		(Mhz)	(dBm)	(dBm)	(dB)		(dB)	(dB)	(mm)		(W/kg)	(W/kg)			
2 592.99	518598	SRS Path 1	100	13	11.8	0.00	Rear	0	1	137	1:1	10	0.040	1.318	0.053	-
2 592.99	518598	SRS Path 1	100	13	11.8	-0.00	Front	0	1	137	1:1	10	0.00338	1.318	0.004	-
2 592.99	518598	SRS Path 1	100	13	11.8	0.00	Right	0	1	137	1:1	10	0.00198	1.318	0.003	-
2 592.99	518598	SRS Path 1	100	13	11.8	-0.11	Top	0	1	137	1:1	10	0.019	1.318	0.025	-
2 592.99	518598	SRS Path 2	100	16	15	-0.12	Rear	0	1	137	1:1	10	0.064	1.259	0.081	-
2 592.99	518598	SRS Path 2	100	16	15	0.00	Front	0	1	137	1:1	10	0	1.259	0.000	-
2 592.99	518598	SRS Path 2	100	16	15	-0.15	Right	0	1	137	1:1	10	0.020	1.259	0.025	-
2 592.99	518598	SRS Path 3	100	17	15.9	0.00	Rear	0	1	137	1:1	10	0.120	1.288	0.155	C16
2 592.99	518598	SRS Path 3	100	17	15.9	0.00	Front	0	1	137	1:1	10	0.00479	1.288	0.006	
2 592.99	518598	SRS Path 3	100	17	15.9	-0.00	Right	0	1	137	1:1	10	0.00882	1.288	0.011	
2 592.99	518598	SRS Path 3	100	17	15.9	-0.11	Top	0	1	137	1:1	10	0.029	1.288	0.037	
ANSI/ IEEE C95.1 - 2005 – Safety Limit Spatial Peak Uncontrolled Exposure/ General Population							Body 1.6 W/kg Averaged over 1 gram									

NR Band n66 Hotspot SAR

Frequency		Mode	Band width	Tune-Up Limit	Meas. Power	Power Drift	Test Position	MPR (dB)	RB Size	RB Offset	Duty Cycle	Distance (mm)	Meas. SAR (W/kg)	Scaling Factor	Scaled SAR (W/kg)	Plot No.
Mhz	Ch.		(Mhz)	(dBm)	(dBm)	(dB)										
1720	344000	DFT-s OFDM QPSK	20	22.0	21.61	0.01	Rear	0	1	1	1:1	10	0.318	1.094	0.348	-
1720	344000	DFT-s OFDM QPSK	20	22.0	21.53	-0.12	Rear	0	50	0	1:1	10	0.315	1.114	0.351	-
1720	344000	DFT-s OFDM QPSK	20	22.0	21.61	-0.05	Front	0	1	1	1:1	10	0.334	1.094	0.365	C17
1720	344000	DFT-s OFDM QPSK	20	22.0	21.53	-0.14	Front	0	50	0	1:1	10	0.332	1.114	0.370	C18
1720	344000	DFT-s OFDM QPSK	20	22.0	21.61	-0.12	Left	0	1	1	1:1	10	0.212	1.094	0.232	-
1720	344000	DFT-s OFDM QPSK	20	22.0	21.53	-0.11	Left	0	50	0	1:1	10	0.209	1.114	0.233	-
1720	344000	DFT-s OFDM QPSK	20	22.0	21.61	0.13	Bottom	0	1	1	1:1	10	0.026	1.094	0.028	-
1720	344000	DFT-s OFDM QPSK	20	22.0	21.53	0.13	Bottom	0	50	0	1:1	10	0.016	1.114	0.018	-
1720	344000	CP OFDM QPSK	20	22.0	21.71	-0.16	Front	0	1	1	1:1	10	0.295	1.069	0.315	-
ANSI/ IEEE C95.1 - 2005 – Safety Limit Spatial Peak Uncontrolled Exposure/ General Population								Body 1.6 W/kg Averaged over 1 gram								

NR Band n77 Hotspot SAR

Frequency		Mode	Band width	Tune-Up Limit	Meas. Power	Power Drift	Test Position	MPR (dB)	RB Size	RB offset	Duty Cycle	Distance (mm)	Meas. SAR (W/kg)	Scaling Factor	Scaled SAR (W/kg)	Plot No.
Mhz	Ch.		(Mhz)	(dBm)	(dBm)	(dB)										
3930	662000	DFT-s OFDM QPSK	100	20.5	20.13	-0.16	Rear	0	1	271	1:1	10	0.233	1.089	0.254	-
3930	662000	DFT-s OFDM QPSK	100	20.5	20.02	-0.00	Rear	0	135	69	1:1	10	0.250	1.117	0.279	C19
3930	662000	DFT-s OFDM QPSK	100	20.5	20.13	-0.00	Front	0	1	271	1:1	10	0.054	1.089	0.059	-
3930	662000	DFT-s OFDM QPSK	100	20.5	20.02	-0.13	Front	0	135	69	1:1	10	0.061	1.117	0.068	-
3930	662000	DFT-s OFDM QPSK	100	20.5	20.13	-0.16	Left	0	1	271	1:1	10	0.148	1.089	0.161	-
3930	662000	DFT-s OFDM QPSK	100	20.5	20.02	-0.14	Left	0	135	69	1:1	10	0.156	1.117	0.174	-
3930	662000	DFT-s OFDM QPSK	100	20.5	20.13	-0.19	Top	0	1	271	1:1	10	0.168	1.089	0.183	-
3930	662000	DFT-s OFDM QPSK	100	20.5	20.02	0.18	Top	0	1	271	1:1	10	0.159	1.117	0.178	-
3930	662000	CP OFDM QPSK	100	19.0	17.89	-0.00	Rear	1.5	1	1	1:1	10	0.191	1.291	0.247	-
ANSI/ IEEE C95.1 - 2005– Safety Limit Spatial Peak Uncontrolled Exposure/ General Population								Body 1.6 W/kg Averaged over 1 gram								

NR Band n77 (DoD) Hotspot SAR

Frequency		Mode	Band width	Tune-Up Limit	Meas. Power	Power Drift	Test Position	MPR (dB)	RB Size	RB offset	Duty Cycle	Distance (mm)	Meas. SAR (W/kg)	Scaling Factor	Scaled SAR (W/kg)	Plot No.
Mhz	Ch.		(Mhz)	(dBm)	(dBm)	(dB)										
3 500.01	633334	DFT-s OFDM QPSK	100	20.5	20.42	-0.19	Rear	0	1	271	1:1	10	0.336	1.019	0.342	C20
ANSI/ IEEE C95.1 - 2005– Safety Limit Spatial Peak Uncontrolled Exposure/ General Population								Body 1.6 W/kg Averaged over 1 gram								

DTS Hotspot SAR																	
Frequency		Mode	Band width	Data Rate	Tune-Up Limit	Meas. Power	Power Drift	Test Position	Ant. Config.	Duty Cycle	Distance	Area Scan Peak SAR	Meas. SAR	Scaling Factor	Scaling Factor	Scaled SAR	Plot No.
Mhz	Ch.		(Mhz)	(Mbps)	(dBm)	(dBm)	(dB)										
2 412	1	802.11b	20	1	18.0	17.61	-0.14	Rear	Ant.1	98.6	10	0.136	0.105	1.094	1.014	0.116	C21
2 412	1	802.11b	20	1	18.0	17.61	-0.19	Front	Ant.1	98.6	10	0.092	0.066	1.094	1.014	0.073	-
2 412	1	802.11b	20	1	18.0	17.61	-0.13	Left	Ant.1	98.6	10	0.054	0.039	1.094	1.014	0.043	-
2 412	1	802.11b	20	1	18.0	17.61	-0.03	Top	Ant.1	98.6	10	0.075	0.059	1.094	1.014	0.065	-
ANSI/ IEEE C95.1 - 2005– Safety Limit Spatial Peak Uncontrolled Exposure/ General Population									Body 1.6 W/kg Averaged over 1 gram								

NII Hotspot SAR																	
Frequency		Mode	Band width	Data Rate	Tune-Up Limit	Meas. Power	Power Drift	Test Position	Ant. Config.	Duty Cycle	Distance	Area Scan Peak SAR	Meas. SAR	Scaling Factor	Scaling Factor	Scaled SAR	Plot No.
Mhz	Ch.		(Mhz)	(Mbps)	(dBm)	(dBm)	(dB)										
5 745	149	802.11a	20	6	16.0	15.3	0.19	Rear	Ant.1	91.9	10	0.138	0.102	1.175	1.088	0.130	C22
5 745	149	802.11a	20	6	16.0	15.3	0.13	Front	Ant.1	91.9	10	0.058	0.019	1.175	1.088	0.024	-
5 745	149	802.11a	20	6	16.0	15.3	-0.18	Left	Ant.1	91.9	10	0.051	0.025	1.175	1.088	0.032	-
5 745	149	802.11a	20	6	16.0	15.3	-0.11	Top	Ant.1	91.9	10	0.138	0.101	1.175	1.088	0.129	-
ANSI/ IEEE C95.1 - 2005– Safety Limit Spatial Peak Uncontrolled Exposure/ General Population									Body 1.6 W/kg Averaged over 1 gram								

DSS Hotspot SAR												
Frequency		Mode	Tune-Up Limit	Meas. Power	Power Drift	Test Position	Distance	Meas. SAR	Scaling Factor	Scaling Factor	Scaled SAR	Plot No.
Mhz	Ch.		(dBm)	(dBm)	(dB)							
2 441	39	Bluetooth DH5	12.0	11.34	0.15	Rear	10	0.020	1.164	1.312	0.031	C23
2 441	39	Bluetooth DH5	12.0	11.34	0.00	Front	10	0.012	1.164	1.312	0.018	-
2 441	39	Bluetooth DH5	12.0	11.34	0.03	Left	10	0.009	1.164	1.312	0.014	-
2 441	39	Bluetooth DH5	12.0	11.34	-0.13	Top	10	0.013	1.164	1.312	0.020	-
ANSI/ IEEE C95.1 - 2005– Safety Limit Spatial Peak Uncontrolled Exposure/ General Population							Body 1.6 W/kg Averaged over 1 gram					

13.4 Phablet SAR Measurement Considerations

Per FCC KDB 648474 D04v01r03, this device is considered a “Phablet” since the diagonal dimension is greater than 160 mm and less than 200 mm. Therefore, extremity SAR tests are required when wireless router mode does not apply or if wireless router 1g SAR >1.2 W/kg. When hotspot mode applies, 10g SAR required only for the surfaces and edges with hotspot mode scaled to the maximum output power (including tolerance) is 1g SAR > 1.2 W/kg.

13.5 Phablet SAR Measurement Results

LTE Band 2_Upper Phablet SAR 10g																
Frequency		Mode	Band Width	Tune-Up Limit	Meas. Power	Power Drift	Test Position	Sensor	RB Size	RB Offset	Duty Cycle	Distance	Meas. SAR	Scaling Factor	Scaled SAR	Plot No.
Mhz	Ch.			(dB)	(dB)	(dB)						(mm)	(W/kg)	(W/kg)		
1900	19100	QPSK	20	21.5	21.06	-0.15	Rear	ON	1	0	1:1	0	1.770	1.107	1.959	C24
1900	19100	QPSK	20	21.5	21.16	-0.17	Rear	ON	50	49	1:1	0	1.760	1.081	1.903	-
1860	18700	QPSK	20	25.5	25.43	0.17	Front	N/A	1	0	1:1	0	1.56	1.016	1.585	-
1860	18700	QPSK	20	24.5	24.49	0.00	Front	N/A	50	49	1:1	0	1.280	1.002	1.283	-
1900	19100	QPSK	20	25.5	25.43	-0.10	Left	ON	1	0	1:1	0	1.470	1.016	1.494	-
1900	19100	QPSK	20	21.5	21.16	0.04	Left	ON	50	49	1:1	0	1.410	1.081	1.525	-
1860	18700	QPSK	20	25.5	25.43	-0.11	Rear	OFF	1	0	1:1	8	1.260	1.016	1.280	-
1860	18700	QPSK	20	24.5	24.49	-0.17	Rear	OFF	50	49	1:1	8	1.110	1.002	1.113	-
1860	18700	QPSK	20	25.5	25.43	-0.11	Left	OFF	1	0	1:1	6	1.390	1.016	1.413	-
1860	18700	QPSK	20	24.5	24.49	-0.18	Left	OFF	50	49	1:1	6	1.150	1.002	1.153	-
ANSI/ IEEE C95.1 - 2005 – Safety Limit Spatial Peak Uncontrolled Exposure/ General Population									Hand 4.0 W/kg Averaged over 10 gram							

NII Phablet SAR 10g																		
Frequency		Mode	Band width	Data Rate	Tune-Up Limit	Meas. Power	Power Drift	Test Position	Sensor	Ant. Config.	Duty Cycle	Distance	Area Scan Peak SAR	Meas. SAR	Scaling Factor	Scaling Factor	Scaled SAR	Plot No.
Mhz	Ch.				(dBm)	(dBm)	(dB)					(mm)	(W/kg)	(W/kg)	(Duty)	(W/kg)		
5 300	60	802.11a	20	6	16.0	15.58	0.13	Rear	N/A	Ant.1	91.9	0	1.39	0.217	1.102	1.088	0.260	-
5 300	60	802.11a	20	6	16.0	15.58	-0.11	Front	N/A	Ant.1	91.9	0	0.222	0.035	1.102	1.088	0.042	-
5 300	60	802.11a	20	6	16.0	15.58	0.10	Left	N/A	Ant.1	91.9	0	0.215	0.025	1.102	1.088	0.030	-
5 300	60	802.11a	20	6	16.0	15.58	0.04	Top	N/A	Ant.1	91.9	0	1.71	0.206	1.102	1.088	0.247	-
5 600	120	802.11a	20	6	16.0	15.17	0.12	Rear	N/A	Ant.1	91.9	0	1.32	0.220	1.211	1.088	0.290	C25
5 600	120	802.11a	20	6	16.0	15.17	0.16	Front	N/A	Ant.1	91.9	0	0.314	0.044	1.211	1.088	0.058	-
5 600	120	802.11a	20	6	16.0	15.17	0.19	Left	N/A	Ant.1	91.9	0	0.175	0.026	1.211	1.088	0.034	-
5 600	120	802.11a	20	6	16.0	15.17	-0.14	Top	N/A	Ant.1	91.9	0	1.88	0.198	1.211	1.088	0.261	-
ANSI/ IEEE C95.1 - 2005 – Safety Limit Spatial Peak Uncontrolled Exposure/ General Population										Hand 4.0 W/kg Averaged over 10 gram								

13.6 SAR Test Notes

General Notes:

1. The test data reported are the worst-case SAR values according to test procedures specified in IEEE 1528-2013, FCC KDB Procedure.
2. Batteries are fully charged at the beginning of the SAR measurements. A standard battery was used for all SAR measurements.
3. Liquid tissue depth was at least 15.0 cm for all frequencies.
4. The manufacturer has confirmed that the device(s) tested have the same physical, mechanical and thermal characteristics and are within operational tolerances expected for production units.
5. SAR results were scaled to the maximum allowed power to demonstrate compliance per FCC KDB 447498 D01v06.
6. Device was tested using a fixed spacing for body-worn accessory testing. A separation distance of 15 mm was considered because the manufacturer has determined that there will be body-worn accessories available in the marketplace for users to support this separation distance.
7. Per FCC KDB 648474 D04v01r03, SAR was evaluated without a headset connected to the device. Since the standalone reported SAR was 1.2 W/kg, no additional SAR evaluation using a headset cable were required.
8. Per KDB 648474 D04v01r03, this device is considered a "Phablet" since the diagonal dimension is > 160 mm and < 200 mm. When hotspot mode applies, extremity SAR is required only for the surfaces and edges with hotspot mode scaled to the maximum output power (with tolerance) is 1 g SAR > 1.2 W/kg.
9. Per FCC KDB 865664 D01v01r04, variability SAR measurement were performed when the measured SAR results for a frequency Band were greater than or equal to 0.8 W/kg for 1g SAR and >2 for 10g SAR Please see Section 15 for variability analysis.
10. This device utilizes power reduction for some wireless mode and technologies, as outlined in sec. 4 The maximum output power allowed for each transmitter and exposure condition was evaluated for SAR compliance based on expected use conditions and simultaneous scenarios.
11. During SAR testing for the Hotspot conditions per KDB 941225 D06v02r01, the actual portable hotspotoperation (with actual simultaneous transmission of a transmitter with WiFi) was not activated.

GSM/GPRS Test Notes:

1. This EUT'S GSM and GPRS device class is B.
2. This device supports GPRS VOIP in the head and the body-worn configurations therefore GPRS was additionally evaluated for head and body-worn compliance.
3. Justification for reduced test configurations per KDB 941225 D01v03r01: The source-based time-averaged output power was evaluated for all multi-slot operations. The multi-slot configuration with the highest frame averaged output power including tolerance was evaluated for SAR.
4. Per FCC KDB 447498 D01v06, if the reported (scaled) SAR measured at the middle channel or highest output power channel for each test configuration is 0.8 W/kg then testing at the other channels is not required for such test configuration(s). When the maximum output power variation across the required test channels is 1/2 dB, instead of the middle channel, the highest output power channel must be used.

UMTS Notes:

1. The 12.2 kbps RMC mode is the primary mode per KDB 941225 D01v03r01.
2. UMTS SAR was tested under RMC 12.2 kbps with HSPA inactive per KDB publication 941225 D01v03r01. AMR and HSPA SAR was not required per the 3G Test Reduction Procedure in KDB Publication 941225 D01v03r01.
3. Per FCC KDB 447498 D01v06, if the reported (scaled) SAR measured at the middle channel or highest output power channel for each test configuration is 0.8 W/kg then testing at the other channels is not required for such test configuration(s). When the maximum output power variation across the channel highest output power channel was used.

LTE Notes:

1. LTE Considerations: LTE test configurations are determined according to SAR Evaluation Consideration for LTE Devices in FCC KDB 941225 D05v02r05.
2. According to FCC KDB 941225 D05v02r05:
When the reported SAR is 0.8 W/kg, testing of the 100% RB allocation and required test channels is not required. Otherwise, SAR is required for the remaining required test channels using the 1RB, 50%RB and 100%RB allocation with highest output power for that channel.
Only one channel, and as reported SAR values for 1RB allocation and 50%RB allocation were less than 1.45W/Kg only the highest power RB offset for each allocation was required.
3. MPR is permanently implemented for this device by the manufacturer. The specific manufacturer target MPR is indicated alongside the SAR results. MPR is enabled for this device, according to target MPR is indicated alongside the SAR results.
4. When Power reduction is applied, MPR is 0 for some modes.
5. A-MPR was disabled for all SAR tests by setting NS=01 on the base station simulator.
6. Per FCC KDB Publication 447498 D01v06, if the reported (scaled) LTE TDD Band 41 SAR measured at the highest output power channel for each test configuration is 0.6 W/kg then testing at the other channels is not required for such test configurations.
7. TDD LTE (Power Class 3) was tested using UL-DL configuration 0 with 6 UL sub frames and 2S subframes using extended cyclic prefix only and special sub frame configuration 6. SAR tests were performed at maximum output power and worst-case transmission duty factor in extended cyclic prefix. Per 3GPP 36.211 Sec. 4, the duty factor using extended cyclic prefix is 0.633(cf=1.58).
8. Per KDB 941225 D05Av01r02, SAR for LTE Carrier Aggregation operations was not needed because the maximum average output power in LTE CA mode was not > 0.25 dB higher than the maximum output power when downlink CA was not activated.
9. SAR test reduction is applied using the following criteria:
Start with the largest channel Bandwidth and measure SAR for QPSK with 1 RB, and 50% RB allocation, using the RB offset and required test channel combination with the highest maximum output power among RB offsets at the upper edge, middle and lower edge of each required test channel. When the reported SAR is >0.8 W/kg, testing for other Channels is performed at the highest output power level for 1RB, and 50% RB configuration for that channel. Testing for 100% RB configuration is performed at the highest output power level for 100% RB configuration across the Low, Mid and High Channel when the highest reported SAR for 1 RB and 50% RB are >0.8 W/kg, testing for the remaining required channels is not needed because the reported SAR for 100% RB Allocation <1.45 W/kg. Testing for 16-QAM modulation is not required because the reported SAR for QPSK is <1.45 W/kg and its output power is not more than 0.5 dB higher than that a QPSK. Testing for the other channel Bandwidths is not required because the reported SAR for the highest channel Bandwidth is <1.45 W/kg and its output power is not more than 0.5 dB higher than that of the highest channel Bandwidth.

NR Notes:

1. Due to Limitations of the SAR measurement equipment, SAR testing for NR was performed using test mode (FTM) software.
2. More detailed specifications of the NR bands are contained in the Technical description document.
3. This device additionally supports some EN-DC conditions where additional LTE carriers are added on the downlink only.
4. For NR modulations and RB Sizes/Offsets were selected for testing such that configurations with the highest output power were evaluated for SAR tests.

WLAN Notes:

1. For held-to-ear and hotspot operations, the initial test position procedures were applied. For initial test position, the highest extrapolated peak SAR will be used. When reported SAR for the initial test position is ≤ 0.4 W/kg for 1g SAR and ≤ 1.0 W/kg for 10g SAR, no additional testing for the remaining test positions was required. Otherwise, SAR is evaluated at the subsequent highest peak SAR positions until the reported SAR results is ≤ 0.8 W/kg for 1g SAR and ≤ 2.0 W/kg for 10g SAR or all test position are measured.
2. Per KDB 2482227 D01v02r02 justification for test configurations of 2.4 GHz WiFi Single transmission chain operations, the highest measured maximum output power channel for DSSS was selected for SAR measurement. SAR for OFDM modes (2.4 GHz 802.11 g/n) was not required due to the maximum allowed powers and the highest reported DSSS SAR
3. Per KDB 2482227 D01v02r02 justification for test configurations of 5 GHz WiFi Single transmission chain operations, the initial test configuration was selected according to the transmission mode with the highest maximum allowed powers. Other transmission mode was not investigated since the highest reported SAR for initial test configuration adjusted by the ration of maximum output powers is less than 1.2 W/kg for 1g SAR and less than 3.0 W/kg for 10 g SAR.
4. When the maximum reported 1g averaged SAR is ≤ 0.8 W/kg, SAR testing on additional channels was not required. Otherwise, SAR for the next highest output power channel was required until the reported SAR result was ≤ 1.20 W/kg or all test channels were measured.
5. The device was configured to transmit continuously at the required data rated, channel Bandwidth and signal modulation, using the highest transmission duty factor supported by the test mode tools. The reported SAR was scaled to the 100% transmission duty factor to determine compliance. Procedures used to measure the duty factor are identical to that in the associated WLAN test reports.

Bluetooth Notes:

1. Bluetooth SAR was measured with the device connected to a call box with hopping disabled with DH5 operation and Tx Tests mode type. Per October 2016 TCBC Workshop Notes, the reported SAR was scaled to 100% transmission duty factor to determine compliance. Please see sec.11 for the time-domain plot and calculation for duty factor of the device.
2. Head and Bluetooth tethering SAR were evaluated for BT BR tethering applications.

14. Simultaneous SAR Analysis

This device is containing transmitters that may operate simultaneously. Therefore, simultaneous transmission analysis is required. Per KDB Publication 447498 D01v06 4.3.2, simultaneous transmission SAR test exclusion may be applied when the sum of 1g SAR and 10g SAR for all the simultaneous transmitting antennas in a specific a physical test configuration is $\leq 1.6\text{W/kg}$ for 1g SAR and $\leq 4\text{ W/kg}$ for 10g SAR. The different test positions in an exposure condition may be considered collectively to determine SAR exclusion according to the sum of 1g or 10g SAR.

14.1 Head SAR Simultaneous Transmission Analysis.

Band		Simultaneous Transmission Summation Scenario (Head SAR)								
		WWAN SAR (W/kg)	2.4 GHz WLAN (W/kg)	5 GHz WLAN (W/kg)	Bluetooth (W/kg)	∑ 1-g SAR (W/kg)	∑ 1-g SAR (W/kg)	∑ 1-g SAR (W/kg)	∑ 1-g SAR (W/kg)	SPLSR (Yes/No)
		1	2	3	4	1+2	1+3	1+4	1+3+4	
GSM 850	Left Touch	0.385	0.075	0.084	0.046	0.460	0.469	0.431	0.515	No
	Left Tilt	0.204	0.063	0.109	0.037	0.267	0.313	0.241	0.350	No
	Right Touch	0.410	0.157	0.086	0.110	0.567	0.496	0.520	0.606	No
	Right Tilt	0.208	0.129	0.111	0.066	0.337	0.319	0.274	0.385	No
GSM 1900	Left Touch	0.258	0.075	0.084	0.046	0.333	0.342	0.304	0.388	No
	Left Tilt	0.179	0.063	0.109	0.037	0.242	0.288	0.216	0.325	No
	Right Touch	0.201	0.157	0.086	0.110	0.358	0.287	0.311	0.397	No
	Right Tilt	0.155	0.129	0.111	0.066	0.284	0.266	0.221	0.332	No
UMTS Band 2	Left Touch	0.104	0.075	0.084	0.046	0.179	0.188	0.150	0.234	No
	Left Tilt	0.068	0.063	0.109	0.037	0.131	0.177	0.105	0.214	No
	Right Touch	0.079	0.157	0.086	0.110	0.236	0.165	0.189	0.275	No
	Right Tilt	0.060	0.129	0.111	0.066	0.189	0.171	0.126	0.237	No
UMTS Band 4	Left Touch	0.053	0.075	0.084	0.046	0.128	0.137	0.099	0.183	No
	Left Tilt	0.028	0.063	0.109	0.037	0.091	0.137	0.065	0.174	No
	Right Touch	0.059	0.157	0.086	0.110	0.216	0.145	0.169	0.255	No
	Right Tilt	0.019	0.129	0.111	0.066	0.148	0.130	0.085	0.196	No
UMTS Band 5	Left Touch	0.046	0.075	0.084	0.046	0.121	0.130	0.092	0.176	No
	Left Tilt	0.024	0.063	0.109	0.037	0.087	0.133	0.061	0.170	No
	Right Touch	0.111	0.157	0.086	0.110	0.268	0.197	0.221	0.307	No
	Right Tilt	0.055	0.129	0.111	0.066	0.184	0.166	0.121	0.232	No
LTE Band 2	Left Touch	0.362	0.075	0.084	0.046	0.437	0.446	0.408	0.492	No
	Left Tilt	0.224	0.063	0.109	0.037	0.287	0.333	0.261	0.370	No
	Right Touch	0.231	0.157	0.086	0.110	0.388	0.317	0.341	0.427	No
	Right Tilt	0.196	0.129	0.111	0.066	0.325	0.307	0.262	0.373	No
LTE Band 2 Upper	Left Touch	0.391	0.075	0.084	0.046	0.466	0.475	0.437	0.521	No
	Left Tilt	0.291	0.063	0.109	0.037	0.354	0.400	0.328	0.437	No
	Right Touch	0.777	0.157	0.086	0.110	0.934	0.863	0.887	0.973	No
	Right Tilt	0.251	0.129	0.111	0.066	0.380	0.362	0.317	0.428	No
LTE Band 5	Left Touch	0.296	0.075	0.084	0.046	0.371	0.380	0.342	0.426	No
	Left Tilt	0.177	0.063	0.109	0.037	0.240	0.286	0.214	0.323	No
	Right Touch	0.308	0.157	0.086	0.110	0.465	0.394	0.418	0.504	No
	Right Tilt	0.155	0.129	0.111	0.066	0.284	0.266	0.221	0.332	No
LTE Band 12	Left Touch	0.128	0.075	0.084	0.046	0.203	0.212	0.174	0.258	No
	Left Tilt	0.060	0.063	0.109	0.037	0.123	0.169	0.097	0.206	No
	Right Touch	0.139	0.157	0.086	0.110	0.296	0.225	0.249	0.335	No
	Right Tilt	0.067	0.129	0.111	0.066	0.196	0.178	0.133	0.244	No
LTE Band 26	Left Touch	0.212	0.075	0.084	0.046	0.287	0.296	0.258	0.342	No
	Left Tilt	0.115	0.063	0.109	0.037	0.178	0.224	0.152	0.261	No
	Right Touch	0.226	0.157	0.086	0.110	0.383	0.312	0.336	0.422	No
	Right Tilt	0.120	0.129	0.111	0.066	0.249	0.231	0.186	0.297	No
LTE Band 41	Left Touch	0.231	0.075	0.084	0.046	0.306	0.315	0.277	0.361	No
	Left Tilt	0.065	0.063	0.109	0.037	0.128	0.174	0.102	0.211	No
	Right Touch	0.166	0.157	0.086	0.110	0.323	0.252	0.276	0.362	No
	Right Tilt	0.167	0.129	0.111	0.066	0.296	0.278	0.233	0.344	No
LTE Band 66	Left Touch	0.285	0.075	0.084	0.046	0.360	0.369	0.331	0.415	No
	Left Tilt	0.178	0.063	0.109	0.037	0.241	0.287	0.215	0.324	No
	Right Touch	0.193	0.157	0.086	0.110	0.350	0.279	0.303	0.389	No
	Right Tilt	0.101	0.129	0.111	0.066	0.230	0.212	0.167	0.278	No
LTE Band 66 Upper	Left Touch	0.138	0.075	0.084	0.046	0.213	0.222	0.184	0.268	No
	Left Tilt	0.105	0.063	0.109	0.037	0.168	0.214	0.142	0.251	No
	Right Touch	0.289	0.157	0.086	0.110	0.446	0.375	0.399	0.485	No
	Right Tilt	0.096	0.129	0.111	0.066	0.225	0.207	0.162	0.273	No

Simultaneous Transmission Summation Scenario (Head SAR)										
Band		WWAN SAR	2.4 GHz WLAN	5 GHz WLAN	Bluetooth	Σ 1-g SAR	Σ 1-g SAR	Σ 1-g SAR	Σ 1-g SAR	SPLSR
		(W/kg)	(W/kg)	(W/kg)	(W/kg)	(W/kg)	(W/kg)	(W/kg)	(W/kg)	(Yes/No)
		1	2	3	4	1+2	1+3	1+4	1+3+4	No
NR Band n41 SRS Path1	Left Touch	0.046	0.075	0.084	0.046	0.121	0.130	0.092	0.176	No
	Left Tilt	0.113	0.063	0.109	0.037	0.176	0.222	0.150	0.259	No
	Right Touch	0.012	0.157	0.086	0.110	0.169	0.098	0.122	0.208	No
	Right Tilt	0.03	0.129	0.111	0.066	0.159	0.141	0.096	0.207	No
NR Band n41 SRS Path2	Left Touch	0.052	0.075	0.084	0.046	0.127	0.136	0.098	0.182	No
	Left Tilt	0.05	0.063	0.109	0.037	0.113	0.159	0.087	0.196	No
	Right Touch	0	0.157	0.086	0.110	0.157	0.086	0.110	0.196	No
	Right Tilt	0.009	0.129	0.111	0.066	0.138	0.120	0.075	0.186	No
NR Band n41 SRS Path3	Left Touch	0.08	0.075	0.084	0.046	0.155	0.164	0.126	0.210	No
	Left Tilt	0.108	0.063	0.109	0.037	0.171	0.217	0.145	0.254	No
	Right Touch	0.044	0.157	0.086	0.110	0.201	0.130	0.154	0.240	No
	Right Tilt	0.024	0.129	0.111	0.066	0.153	0.135	0.090	0.201	No

Simultaneous Transmission Summation Scenario (Head SAR)												
Band	Configuration	NR SAR	EN-DC Anchor	2.4GHz	5GHz	BT	Σ	Σ	Σ	Σ	SPLSR	
		(W/kg)	(W/kg)	(W/kg)	(W/kg)	(W/kg)	(W/kg)	(W/kg)	(W/kg)	(W/kg)	(W/kg)	(Yes/No)
		1	2	3	4	5	1+2+3	1+2+4	1+2+5	1+2+4+5		
NR n5 + LTE 2	Left Touch	0.245	0.362	0.075	0.084	0.046	0.682	0.691	0.653	0.737	No	
	Left Tilt	0.110	0.224	0.063	0.109	0.037	0.398	0.444	0.372	0.481	No	
	Right Touch	0.279	0.231	0.157	0.086	0.110	0.667	0.596	0.620	0.706	No	
	Right Tilt	0.117	0.196	0.129	0.111	0.066	0.442	0.424	0.379	0.490	No	
NR n5 + LTE 66	Left Touch	0.245	0.285	0.075	0.084	0.046	0.605	0.614	0.576	0.660	No	
	Left Tilt	0.110	0.178	0.063	0.109	0.037	0.351	0.397	0.325	0.434	No	
	Right Touch	0.279	0.193	0.157	0.086	0.110	0.629	0.558	0.582	0.668	No	
	Right Tilt	0.117	0.101	0.129	0.111	0.066	0.348	0.330	0.285	0.396	No	
NR n41 + LTE 2 Upper	Left Touch	0.045	0.391	0.075	0.084	0.046	0.511	0.520	0.482	0.566	No	
	Left Tilt	0.011	0.291	0.063	0.109	0.037	0.365	0.411	0.339	0.448	No	
	Right Touch	0.025	0.777	0.157	0.086	0.110	0.959	0.888	0.912	0.998	No	
	Right Tilt	0.029	0.251	0.129	0.111	0.066	0.409	0.391	0.346	0.457	No	
NR n41 + LTE 66 Upper	Left Touch	0.045	0.138	0.075	0.084	0.046	0.258	0.267	0.229	0.313	No	
	Left Tilt	0.011	0.105	0.063	0.109	0.037	0.179	0.225	0.153	0.262	No	
	Right Touch	0.025	0.289	0.157	0.086	0.110	0.471	0.400	0.424	0.510	No	
	Right Tilt	0.029	0.096	0.129	0.111	0.066	0.254	0.236	0.191	0.302	No	
NR n41 + LTE 26	Left Touch	0.045	0.212	0.075	0.084	0.046	0.332	0.341	0.303	0.387	No	
	Left Tilt	0.011	0.115	0.063	0.109	0.037	0.189	0.235	0.163	0.272	No	
	Right Touch	0.025	0.226	0.157	0.086	0.110	0.408	0.337	0.361	0.447	No	
	Right Tilt	0.029	0.120	0.129	0.111	0.066	0.278	0.260	0.215	0.326	No	
NR n66 + LTE 5	Left Touch	0.230	0.296	0.075	0.084	0.046	0.601	0.610	0.572	0.656	No	
	Left Tilt	0.064	0.177	0.063	0.109	0.037	0.304	0.350	0.278	0.387	No	
	Right Touch	0.189	0.308	0.157	0.086	0.110	0.654	0.583	0.607	0.693	No	
	Right Tilt	0.054	0.155	0.129	0.111	0.066	0.338	0.320	0.275	0.386	No	
NR n66 + LTE 12	Left Touch	0.230	0.128	0.075	0.084	0.046	0.433	0.442	0.404	0.488	No	
	Left Tilt	0.064	0.060	0.063	0.109	0.037	0.188	0.234	0.162	0.271	No	
	Right Touch	0.189	0.139	0.157	0.086	0.110	0.485	0.414	0.438	0.524	No	
	Right Tilt	0.054	0.067	0.129	0.111	0.066	0.250	0.232	0.187	0.298	No	
NR n77 + LTE 2	Left Touch	0.054	0.362	0.075	0.084	0.046	0.491	0.500	0.462	0.546	No	
	Left Tilt	0.048	0.224	0.063	0.109	0.037	0.335	0.381	0.309	0.418	No	
	Right Touch	0.420	0.231	0.157	0.086	0.110	0.808	0.737	0.761	0.847	No	
	Right Tilt	0.092	0.196	0.129	0.111	0.066	0.417	0.399	0.354	0.465	No	
NR n77 + LTE 5	Left Touch	0.054	0.296	0.075	0.084	0.046	0.425	0.434	0.396	0.480	No	
	Left Tilt	0.048	0.177	0.063	0.109	0.037	0.288	0.334	0.262	0.371	No	
	Right Touch	0.420	0.308	0.157	0.086	0.110	0.885	0.814	0.838	0.924	No	
	Right Tilt	0.092	0.155	0.129	0.111	0.066	0.376	0.358	0.313	0.424	No	

14.2 Body-Worn SAR Simultaneous Transmission Analysis.

Simultaneous Transmission Scenario (Body Worn SAR) (15mm)										
Band		WWAN SAR	2.4 GHz WLAN	5 GHz WLAN	Bluetooth	∑ 1-g SAR	∑ 1-g SAR	∑ 1-g SAR	∑ 1-g SAR	SPLSR
		(W/kg)	(W/kg)	(W/kg)	(W/kg)	(W/kg)	(W/kg)	(W/kg)	(W/kg)	(Yes/No)
		1	2	3	4	1+2	1+3	1+4	1+3+4	
GPRS 850	Rear	0.609	0.043	0.085	0.012	0.652	0.694	0.621	0.706	No
	Front	0.358	0.035	0.018	0.009	0.393	0.376	0.367	0.385	No
GPRS 1900	Rear	0.440	0.043	0.085	0.012	0.483	0.525	0.452	0.537	No
	Front	0.313	0.035	0.018	0.009	0.348	0.331	0.322	0.340	No
UMTS Band 2	Rear	0.382	0.043	0.085	0.012	0.425	0.467	0.394	0.479	No
	Front	0.274	0.035	0.018	0.009	0.309	0.292	0.283	0.301	No
UMTS Band 4	Rear	0.240	0.043	0.085	0.012	0.283	0.325	0.252	0.337	No
	Front	0.276	0.035	0.018	0.009	0.311	0.294	0.285	0.303	No
UMTS Band 5	Rear	0.340	0.043	0.085	0.012	0.383	0.425	0.352	0.437	No
	Front	0.264	0.035	0.018	0.009	0.299	0.282	0.273	0.291	No
LTE Band 2	Rear	0.402	0.043	0.085	0.012	0.445	0.487	0.414	0.499	No
	Front	0.309	0.035	0.018	0.009	0.344	0.327	0.318	0.336	No
LTE Band 2 Upper	Rear	0.627	0.043	0.085	0.012	0.670	0.712	0.639	0.724	No
	Front	0.299	0.035	0.018	0.009	0.334	0.317	0.308	0.326	No
LTE Band 5	Rear	0.406	0.043	0.085	0.012	0.449	0.491	0.418	0.503	No
	Front	0.388	0.035	0.018	0.009	0.423	0.406	0.397	0.415	No
LTE Band 12	Rear	0.229	0.043	0.085	0.012	0.272	0.314	0.241	0.326	No
	Front	0.194	0.035	0.018	0.009	0.229	0.212	0.203	0.221	No
LTE Band 26	Rear	0.317	0.043	0.085	0.012	0.360	0.402	0.329	0.414	No
	Front	0.235	0.035	0.018	0.009	0.270	0.253	0.244	0.262	No
LTE Band 41	Rear	0.149	0.043	0.085	0.012	0.192	0.234	0.161	0.246	No
	Front	0.234	0.035	0.018	0.009	0.269	0.252	0.243	0.261	No
LTE Band 66	Rear	0.293	0.043	0.085	0.012	0.336	0.378	0.305	0.390	No
	Front	0.259	0.035	0.018	0.009	0.294	0.277	0.268	0.286	No
LTE Band 66 Upper	Rear	0.350	0.043	0.085	0.012	0.393	0.435	0.362	0.447	No
	Front	0.263	0.035	0.018	0.009	0.298	0.281	0.272	0.290	No

Simultaneous Transmission Scenario (Body Worn SAR) (15mm)										
Band		WWAN SAR	2.4 GHz WLAN	5 GHz WLAN	Bluetooth	∑ 1-g SAR	∑ 1-g SAR	∑ 1-g SAR	∑ 1-g SAR	SPLSR
		(W/kg)	(W/kg)	(W/kg)	(W/kg)	(W/kg)	(W/kg)	(W/kg)	(W/kg)	(Yes/No)
		1	2	3	4	1+2	1+3	1+4	1+3+4	
NR Band n41 SRS Path1	Rear	0.008	0.043	0.085	0.012	0.051	0.093	0.020	0.105	No
	Front	0	0.035	0.018	0.009	0.035	0.018	0.009	0.027	No
NR Band n41 SRS Path2	Rear	0.031	0.043	0.085	0.012	0.074	0.116	0.043	0.128	No
	Front	0	0.035	0.018	0.009	0.035	0.018	0.009	0.027	No
NR Band n41 SRS Path3	Rear	0.072	0.043	0.085	0.012	0.115	0.157	0.084	0.169	No
	Front	0.002	0.035	0.018	0.009	0.037	0.020	0.011	0.029	No

Simultaneous Transmission Scenario (BodyWorn SAR) (15mm)											
Band		NR SAR	EN-DC Anchor	2.4 GHz WLAN	5 GHz WLAN	Bluetooth	∑ 1-g SAR	∑ 1-g SAR	∑ 1-g SAR	∑ 1-g SAR	SPLSR
		(W/kg)	(W/kg)	(W/kg)	(W/kg)	(W/kg)	(W/kg)	(W/kg)	(W/kg)	(W/kg)	(Yes/No)
		1	2	3	4	5	1+2+3	1+2+4	1+2+5	1+2+4+5	
NR n5 + LTE 2	Rear	0.341	0.402	0.043	0.085	0.012	0.787	0.829	0.756	0.841	No
	Front	0.347	0.309	0.035	0.018	0.009	0.691	0.674	0.665	0.683	No
NR n5 + LTE 66	Rear	0.341	0.293	0.043	0.085	0.012	0.677	0.719	0.646	0.731	No
	Front	0.347	0.259	0.035	0.018	0.009	0.641	0.624	0.615	0.633	No
NR n41 + LTE 2 Upper	Rear	0.066	0.627	0.043	0.085	0.012	0.736	0.778	0.705	0.790	No
	Front	0.130	0.299	0.035	0.018	0.009	0.464	0.447	0.438	0.456	No
NR n41 + LTE 66 Upper	Rear	0.066	0.350	0.043	0.085	0.012	0.459	0.501	0.428	0.513	No
	Front	0.130	0.263	0.035	0.018	0.009	0.428	0.411	0.402	0.420	No
NR n41 + LTE 26	Rear	0.066	0.317	0.043	0.085	0.012	0.426	0.468	0.395	0.480	No
	Front	0.130	0.235	0.035	0.018	0.009	0.400	0.383	0.374	0.392	No
NR n66 + LTE 5	Rear	0.386	0.406	0.043	0.085	0.012	0.835	0.877	0.804	0.889	No
	Front	0.343	0.388	0.035	0.018	0.009	0.766	0.749	0.740	0.758	No
NR n66 + LTE 12	Rear	0.386	0.229	0.043	0.085	0.012	0.658	0.700	0.627	0.712	No
	Front	0.343	0.194	0.035	0.018	0.009	0.571	0.554	0.545	0.563	No
NR n77 + LTE 2	Rear	0.143	0.402	0.043	0.085	0.012	0.588	0.630	0.557	0.642	No
	Front	0.039	0.309	0.035	0.018	0.009	0.383	0.366	0.357	0.375	No
NR n77 + LTE 5	Rear	0.143	0.406	0.043	0.085	0.012	0.592	0.634	0.561	0.646	No
	Front	0.039	0.388	0.035	0.018	0.009	0.462	0.445	0.436	0.454	No

14.3 Hotspot SAR Simultaneous Transmission Analysis.

Simultaneous Transmission Summation Scenario (Hotspot SAR) (10mm)										
Band		WWAN SAR	2.4 GHz WLAN	5 GHz WLAN	Bluetooth	∑ 1-g SAR	∑ 1-g SAR	∑ 1-g SAR	∑ 1-g SAR	SPLSR
		(W/kg)	(W/kg)	(W/kg)	(W/kg)	(W/kg)	(W/kg)	(W/kg)	(W/kg)	(Yes/No)
		1	2	3	4	1+2	1+3	1+4	1+3+4	
GPRS 850	Rear	0.502	0.116	0.130	0.031	0.618	0.632	0.533	0.663	No
	Front	0.235	0.073	0.024	0.018	0.308	0.259	0.253	0.277	No
	Left	0.124	0.043	0.032	0.014	0.167	0.156	0.138	0.170	No
	Right	0.311				0.311	0.311	0.311	0.311	No
	Top		0.065	0.129	0.020	0.065	0.129	0.020	0.149	No
	Bottom	0.301				0.301	0.301	0.301	0.301	No
GPRS 1900	Rear	0.387	0.116	0.130	0.031	0.503	0.517	0.418	0.548	No
	Front	0.279	0.073	0.024	0.018	0.352	0.303	0.297	0.321	No
	Left	0.173	0.043	0.032	0.014	0.216	0.205	0.187	0.219	No
	Right					0.000	0.000	0.000	0.000	No
	Top		0.065	0.129	0.020	0.065	0.129	0.020	0.149	No
	Bottom	0.241				0.241	0.241	0.241	0.241	No
UMTS Band 2	Rear	0.377	0.116	0.130	0.031	0.493	0.507	0.408	0.538	No
	Front	0.233	0.073	0.024	0.018	0.306	0.257	0.251	0.275	No
	Left	0.210	0.043	0.032	0.014	0.253	0.242	0.224	0.256	No
	Right					0.000	0.000	0.000	0.000	No
	Top		0.065	0.129	0.020	0.065	0.129	0.020	0.149	No
	Bottom	0.202				0.202	0.202	0.202	0.202	No
UMTS Band 4	Rear	0.216	0.116	0.130	0.031	0.332	0.346	0.247	0.377	No
	Front	0.165	0.073	0.024	0.018	0.238	0.189	0.183	0.207	No
	Left	0.205	0.043	0.032	0.014	0.248	0.237	0.219	0.251	No
	Right					0.000	0.000	0.000	0.000	No
	Top		0.065	0.129	0.020	0.065	0.129	0.020	0.149	No
	Bottom	0.153				0.153	0.153	0.153	0.153	No
UMTS Band 5	Rear	0.648	0.116	0.130	0.031	0.764	0.778	0.679	0.809	No
	Front	0.277	0.073	0.024	0.018	0.350	0.301	0.295	0.319	No
	Left	0.164	0.043	0.032	0.014	0.207	0.196	0.178	0.210	No
	Right	0.250				0.250	0.250	0.250	0.250	No
	Top		0.065	0.129	0.020	0.065	0.129	0.020	0.149	No
	Bottom	0.301				0.301	0.301	0.301	0.301	No
LTE Band 2	Rear	0.308	0.116	0.130	0.031	0.424	0.438	0.339	0.469	No
	Front	0.258	0.073	0.024	0.018	0.331	0.282	0.276	0.300	No
	Left	0.214	0.043	0.032	0.014	0.257	0.246	0.228	0.260	No
	Right					0.000	0.000	0.000	0.000	No
	Top		0.065	0.129	0.020	0.065	0.129	0.020	0.149	No
	Bottom	0.278				0.278	0.278	0.278	0.278	No
LTE Band 2 Upper	Rear	0.734	0.116	0.130	0.031	0.850	0.864	0.765	0.895	No
	Front	0.196	0.073	0.024	0.018	0.269	0.220	0.214	0.238	No
	Left	0.562	0.043	0.032	0.014	0.605	0.594	0.576	0.608	No
	Right					0.000	0.000	0.000	0.000	No
	Top		0.065	0.129	0.020	0.065	0.129	0.020	0.149	No
	Bottom					0.000	0.000	0.000	0.000	No
LTE Band 5	Rear	0.367	0.116	0.130	0.031	0.483	0.497	0.398	0.528	No
	Front	0.179	0.073	0.024	0.018	0.252	0.203	0.197	0.221	No
	Left	0.095	0.043	0.032	0.014	0.138	0.127	0.109	0.141	No
	Right	0.145				0.145	0.145	0.145	0.145	No
	Top		0.065	0.129	0.020	0.065	0.129	0.020	0.149	No
	Bottom	0.241				0.241	0.241	0.241	0.241	No

Simultaneous Transmission Summation Scenario (Hotspot SAR) (10mm)											
Band		WWAN SAR	2.4 GHz WLAN	5 GHz WLAN	Bluetooth	Σ 1-g SAR	Σ 1-g SAR	Σ 1-g SAR	Σ 1-g SAR	SPLSR	
		(W/kg)	(W/kg)	(W/kg)	(W/kg)	(W/kg)	(W/kg)	(W/kg)	(W/kg)	(W/kg)	(Yes/No)
		1	2	3	4	1+2	1+3	1+4	1+3+4		
LTE Band 12	Rear	0.272	0.116	0.130	0.031	0.388	0.402	0.303	0.433	No	
	Front	0.190	0.073	0.024	0.018	0.263	0.214	0.208	0.232	No	
	Left	0.107	0.043	0.032	0.014	0.150	0.139	0.121	0.153	No	
	Right	0.177				0.177	0.177	0.177	0.177	No	
	Top		0.065	0.129	0.020	0.065	0.129	0.020	0.149	No	
	Bottom	0.143				0.143	0.143	0.143	0.143	No	
LTE Band 26	Rear	0.618	0.116	0.130	0.031	0.734	0.748	0.649	0.779	No	
	Front	0.234	0.073	0.024	0.018	0.307	0.258	0.252	0.276	No	
	Left	0.161	0.043	0.032	0.014	0.204	0.193	0.175	0.207	No	
	Right	0.207				0.207	0.207	0.207	0.207	No	
	Top		0.065	0.129	0.020	0.065	0.129	0.020	0.149	No	
	Bottom	0.350				0.350	0.350	0.350	0.350	No	
LTE Band 41	Rear	0.347	0.116	0.130	0.031	0.463	0.477	0.378	0.508	No	
	Front	0.591	0.073	0.024	0.018	0.664	0.615	0.609	0.633	No	
	Left	0.226	0.043	0.032	0.014	0.269	0.258	0.240	0.272	No	
	Right					0.000	0.000	0.000	0.000	No	
	Top		0.065	0.129	0.020	0.065	0.129	0.020	0.149	No	
	Bottom	0.481				0.481	0.481	0.481	0.481	No	
LTE Band 66	Rear	0.342	0.116	0.130	0.031	0.458	0.472	0.373	0.503	No	
	Front	0.276	0.073	0.024	0.018	0.349	0.300	0.294	0.318	No	
	Left	0.307	0.043	0.032	0.014	0.350	0.339	0.321	0.353	No	
	Right					0.000	0.000	0.000	0.000	No	
	Top		0.065	0.129	0.020	0.065	0.129	0.020	0.149	No	
	Bottom	0.292				0.292	0.292	0.292	0.292	No	
LTE Band 66 Upper	Rear	0.360	0.116	0.130	0.031	0.476	0.490	0.391	0.521	No	
	Front	0.166	0.073	0.024	0.018	0.239	0.190	0.184	0.208	No	
	Left	0.419	0.043	0.032	0.014	0.462	0.451	0.433	0.465	No	
	Right					0.000	0.000	0.000	0.000	No	
	Top		0.065	0.129	0.020	0.065	0.129	0.020	0.149	No	
	Bottom					0.000	0.000	0.000	0.000	No	

Simultaneous Transmission Summation Scenario (Hotspot SAR) (10mm)										
Band		WWAN SAR	2.4 GHz WLAN	5 GHz WLAN	Bluetooth	∑ 1-g SAR	∑ 1-g SAR	∑ 1-g SAR	∑ 1-g SAR	SPLSR
		(W/kg)	(W/kg)	(W/kg)	(W/kg)	(W/kg)	(W/kg)	(W/kg)	(W/kg)	(Yes/No)
		1	2	3	4	1+2	1+3	1+4	1+3+4	
NR Band n41 SRS Path1	Rear	0.053	0.116	0.130	0.031	0.169	0.183	0.084	0.214	No
	Front	0.004	0.073	0.024	0.018	0.077	0.028	0.022	0.046	No
	Left		0.043	0.032	0.014	0.043	0.032	0.014	0.046	No
	Right	0.003				0.003	0.003	0.003	0.003	No
	Top	0.025	0.065	0.129	0.020	0.090	0.154	0.045	0.174	No
	Bottom					0.000	0.000	0.000	0.000	No
NR Band n41 SRS Path2	Rear	0.081	0.116	0.130	0.031	0.197	0.211	0.112	0.242	No
	Front	0.000	0.073	0.024	0.018	0.073	0.024	0.018	0.042	No
	Left		0.043	0.032	0.014	0.043	0.032	0.014	0.046	No
	Right	0.025				0.025	0.025	0.025	0.025	No
	Top		0.065	0.129	0.020	0.065	0.129	0.020	0.149	No
	Bottom					0.000	0.000	0.000	0.000	No
NR Band n41 SRS Path3	Rear	0.155	0.116	0.130	0.031	0.271	0.285	0.186	0.316	No
	Front	0.006	0.073	0.024	0.018	0.079	0.030	0.024	0.048	No
	Left		0.043	0.032	0.014	0.043	0.032	0.014	0.046	No
	Right	0.011				0.011	0.011	0.011	0.011	No
	Top	0.037	0.065	0.129	0.020	0.102	0.166	0.057	0.186	No
	Bottom					0.000	0.000	0.000	0.000	No

Simultaneous Transmission Scenario											
Band		NR SAR	EN-DC Anchor	2.4 GHz WLAN	5 GHz WLAN	Bluetooth	∑ 1-g SAR	∑ 1-g SAR	∑ 1-g SAR	∑ 1-g SAR	SPLSR
		(W/kg)	(W/kg)	(W/kg)	(W/kg)	(W/kg)	(W/kg)	(W/kg)	(W/kg)	(W/kg)	(Yes/No)
		1	2	3	4	5	1+2+3	1+2+4	1+2+5	1+2+4+5	
NR n5 + LTE 2	Rear	0.294	0.308	0.116	0.130	0.031	0.718	0.732	0.633	0.763	No
	Front	0.177	0.258	0.073	0.024	0.018	0.507	0.458	0.452	0.476	No
	Left	0.084	0.214	0.043	0.032	0.014	0.341	0.330	0.312	0.344	No
	Right	0.115					0.115	0.115	0.115	0.115	No
	Top			0.065	0.129	0.020	0.065	0.129	0.020	0.149	No
	Bottom	0.216	0.278				0.494	0.494	0.494	0.494	No
NR n5 + LTE 66	Rear	0.294	0.342	0.116	0.130	0.031	0.752	0.766	0.667	0.797	No
	Front	0.177	0.276	0.073	0.024	0.018	0.526	0.477	0.471	0.495	No
	Left	0.084	0.307	0.043	0.032	0.014	0.434	0.423	0.405	0.437	No
	Right	0.115					0.115	0.115	0.115	0.115	No
	Top			0.065	0.129	0.020	0.065	0.129	0.020	0.149	No
	Bottom	0.216	0.292				0.508	0.508	0.508	0.508	No
NR n41 + LTE 2 Upper	Rear	0.120	0.734	0.116	0.130	0.031	0.970	0.984	0.885	1.015	No
	Front	0.231	0.196	0.073	0.024	0.018	0.500	0.451	0.445	0.469	No
	Left	0.049	0.562	0.043	0.032	0.014	0.654	0.643	0.625	0.657	No
	Right						0.000	0.000	0.000	0.000	No
	Top			0.065	0.129	0.020	0.065	0.129	0.020	0.149	No
	Bottom	0.101					0.101	0.101	0.101	0.101	No
NR n41 + LTE 66 Upper	Rear	0.120	0.360	0.116	0.130	0.031	0.596	0.610	0.511	0.641	No
	Front	0.231	0.166	0.073	0.024	0.018	0.470	0.421	0.415	0.439	No
	Left	0.049	0.419	0.043	0.032	0.014	0.511	0.500	0.482	0.514	No
	Right						0.000	0.000	0.000	0.000	No
	Top			0.065	0.129	0.020	0.065	0.129	0.020	0.149	No
	Bottom	0.101					0.101	0.101	0.101	0.101	No
NR n41 + LTE 26	Rear	0.120	0.618	0.116	0.130	0.031	0.854	0.868	0.769	0.899	No
	Front	0.231	0.234	0.073	0.024	0.018	0.538	0.489	0.483	0.507	No
	Left	0.049	0.161	0.043	0.032	0.014	0.253	0.242	0.224	0.256	No
	Right		0.207				0.207	0.207	0.207	0.207	No
	Top			0.065	0.129	0.020	0.065	0.129	0.020	0.149	No
	Bottom	0.101	0.350				0.451	0.451	0.451	0.451	No
NR n66 + LTE 5	Rear	0.351	0.367	0.116	0.130	0.031	0.834	0.848	0.749	0.879	No
	Front	0.370	0.179	0.073	0.024	0.018	0.622	0.573	0.567	0.591	No
	Left	0.233	0.095	0.043	0.032	0.014	0.371	0.360	0.342	0.374	No
	Right		0.145				0.145	0.145	0.145	0.145	No
	Top			0.065	0.129	0.020	0.065	0.129	0.020	0.149	No
	Bottom	0.028	0.241				0.269	0.269	0.269	0.269	No
NR n66 + LTE 12	Rear	0.351	0.272	0.116	0.130	0.031	0.739	0.753	0.654	0.784	No
	Front	0.370	0.190	0.073	0.024	0.018	0.633	0.584	0.578	0.602	No
	Left	0.233	0.107	0.043	0.032	0.014	0.383	0.372	0.354	0.386	No
	Right		0.177				0.177	0.177	0.177	0.177	No
	Top			0.065	0.129	0.020	0.065	0.129	0.020	0.149	No
	Bottom	0.028	0.143				0.171	0.171	0.171	0.171	No
NR n77 + LTE 2	Rear	0.342	0.308	0.116	0.130	0.031	0.766	0.780	0.681	0.811	No
	Front	0.068	0.258	0.073	0.024	0.018	0.399	0.350	0.344	0.368	No
	Left	0.174	0.214	0.043	0.032	0.014	0.431	0.420	0.402	0.434	No
	Right						0.000	0.000	0.000	0.000	No
	Top	0.183		0.065	0.129	0.020	0.248	0.312	0.203	0.332	No
	Bottom		0.278				0.278	0.278	0.278	0.278	No
NR n77 + LTE 5	Rear	0.342	0.618	0.116	0.130	0.031	1.076	1.090	0.991	1.121	No
	Front	0.068	0.234	0.073	0.024	0.018	0.375	0.326	0.320	0.344	No
	Left	0.174	0.161	0.043	0.032	0.014	0.378	0.367	0.349	0.381	No
	Right		0.207				0.207	0.207	0.207	0.207	No
	Top	0.183		0.065	0.129	0.020	0.248	0.312	0.203	0.332	No
	Bottom		0.350				0.350	0.350	0.350	0.350	No

14.4 Phablet SAR Simultaneous Transmission Analysis.

Simultaneous Transmission Scenario					
Band		WWAN SAR	5 GHz WLAN	Σ 1-g SAR	SPLSR
		(W/kg)	(W/kg)	(W/kg)	(Yes/No)
		1	2	1+2	
LTE Band 2 Upper	Rear	1.959	0.290	2.249	NO
	Front	1.585	0.058	1.643	NO
	Left	1.525	0.034	1.559	NO
	Right			0.000	NO
	Top		0.261	0.261	NO
	Bottom			0.000	NO

14.5 Simultaneous Transmission Conclusion

The above numerical summed SAR Results are sufficient to determine that simultaneous transmission cases will not exceed the SAR Limit and therefore measured volumetric simultaneous SAR summation is required per FCC KDB Publication 447498 D01v06 and IEEE1528-2013.

15. Measurement Uncertainty

The measured SAR was <1.5 W/Kg for 1g SAR and <3.75 W/Kg For 10g SAR for all frequency Bands. Therefore, per KDB Publication 865664 D01v01r04, the extended measurement uncertainty analysis per IEEE1528-2013 was not required.

16. SAR Test Equipment

Manufacturer	Type / Model	S/N	Calib. Date	Calib.Interval	Calib.Due
SPEAG	SAM Phantom	-	N/A	N/A	N/A
Staubli	CS8Cspeag-TX90	F12/ 5K9GA1/ C/ 01	N/A	N/A	N/A
Staubli	CS8Cspeag-TX90	F17/ 59CHA1/ C/ 01	N/A	N/A	N/A
Staubli	CS9spe-TX2-60	F/21/0029145/C/001	N/A	N/A	N/A
Staubli	TX90 XLspeag	F12/ 5K9GA1/ A/ 01	N/A	N/A	N/A
Staubli	TX90 XLspeag	F17/ 59CHA1/ A/ 01	N/A	N/A	N/A
Staubli	TX2-60 Lspe	F/21/0029145/A/001	N/A	N/A	N/A
Staubli	Teach Pendant (Joystick) D2114210603	S-1206 0513	N/A	N/A	N/A
Staubli	Teach Pendant (Joystick) D21142606B	010963	N/A	N/A	N/A
Staubli	Teach Pendant (Joystick) SP2	D21144507C	N/A	N/A	N/A
TESTO	175-H1/Thermometer	40331939309	01/04/2022	Annual	01/04/2023
TESTO	175-H1/Thermometer	40331915309	01/04/2022	Annual	01/04/2023
TESTO	608-H1/Thermometer	2183499992	12/09/2021	Annual	12/09/2022
TESTO	608-H1/Thermometer	2183499992	11/29/2022	Annual	11/29/2023
SPEAG	DAE4	1254	06/15/2022	Annual	06/15/2023
SPEAG	DAE4	1629	08/17/2022	Annual	08/17/2023
SPEAG	DAE4	466	05/02/2022	Annual	05/02/2023
SPEAG	DAE4	1687	07/18/2022	Annual	07/18/2023
SPEAG	E-Field Probe EX3DV4	3768	06/30/2022	Annual	06/30/2023
SPEAG	E-Field Probe EX3DV4	7654	05/31/2022	Annual	05/31/2023
SPEAG	E-Field Probe EX3DV4	7702	01/20/2022	Annual	01/20/2023
SPEAG	E-Field Probe EX3DV4	7681	11/21/2022	Annual	11/21/2023
SPEAG	Dipole D750V3	1014	05/25/2022	Annual	05/25/2023
SPEAG	Dipole D835V2	441	07/15/2022	Annual	07/15/2023
SPEAG	Dipole D1800V2	2d007	07/18/2022	Annual	07/18/2023
SPEAG	Dipole D1900V2	5d032	01/28/2022	Annual	01/28/2023
SPEAG	Dipole D2450V2	743	05/31/2022	Annual	05/31/2023
SPEAG	Dipole D2600V2	1015	07/15/2022	Annual	07/15/2023
SPEAG	Dipole D3500V2	1132	01/24/2022	Annual	01/24/2023
SPEAG	Dipole D3700V2	1066	11/14/2022	Annual	11/14/2023
SPEAG	Dipole D3900V2	1086	05/25/2022	Annual	05/25/2023
SPEAG	Dipole D5GHzV2	1253	05/31/2022	Annual	05/31/2023
Agilent	Power Meter E4419B	MY41291386	09/27/2022	Annual	09/27/2023
Agilent	Power Meter N1911A	MY45101406	06/27/2022	Annual	06/27/2023
Agilent	Power Sensor 8481A	SG1091286	09/27/2022	Annual	09/27/2023
H.P	Power Sensor 8481A	MY41090873	02/07/2022	Annual	02/07/2023
Agilent	Power Sensor 8481A	MY41090675	09/27/2022	Annual	09/27/2023
Agilent	Wideband Power Sensor N1921A	MY55220026	08/02/2022	Annual	08/02/2023
Agilent	11636B/Power Divider	58698	02/24/2022	Annual	02/24/2023
SPEAG	DAKS 3.5	1038	03/28/2022	Annual	03/28/2023
H.P	Network Analyzer /8753ES	JP39240221	01/05/2022	Annual	01/05/2023
H.P	Network Analyzer /8753ES	JP39240221	01/02/2023	Annual	01/02/2024
Agilent	WIRELESS COMMUNICATION E5515C	MY48361100	09/27/2022	Annual	09/27/2023
Agilent	WIRELESS COMMUNICATION E5515C	MY48360252	08/08/2022	Annual	08/08/2023
R&S	Wireless Communication Test Set CMW500	115733	04/14/2022	Annual	04/14/2023
Agilent	SIGNAL GENERATOR N5182A	MY47070230	04/28/2022	Annual	04/28/2023
EMPOWER	RF Power Amplifier	1084	06/20/2022	Annual	06/20/2023
EMPOWER	RF Power Amplifier	1011	09/27/2022	Annual	09/27/2023
MICRO LAB	LP Filter / LA-15N	10453	09/27/2022	Annual	09/27/2023
MICRO LAB	LP Filter / LA-30N	-	09/27/2022	Annual	09/27/2023
MICRO LAB	LP Filter / LA-60N	32011	09/27/2022	Annual	09/27/2023
Agilent	Attenuator (3dB) 8693B	MY39260298	08/25/2022	Annual	08/25/2023
HP	Attenuator (3dB) 33340A	02427	08/25/2022	Annual	08/25/2023
HP	Attenuator (20dB) 8493C	09271	08/25/2022	Annual	08/25/2023

Manufacturer	Type / Model	S/N	Calib. Date	Calib.Interval	Calib.Due
Agilent	Directional Bridge 86205A	3140A04581	05/26/2022	Annual	05/26/2023
OSI	Power Divider	#3	06/17/2022	Annual	06/17/2023
HP	Dual Directional Coupler	16072	09/27/2022	Annual	09/27/2023
Anritsu	Radio Communication Test Station MT8000A	6262036812	12/20/2021	Annual	12/20/2022
Anritsu	Radio Communication Test Station MT8000A	6262036812	12/07/2022	Annual	12/07/2023
Anritsu	Radio Communication Tester MT8820C	6201074225	02/24/2022	Annual	02/24/2023
Anritsu	Radio Communication Tester MT8820C	6200695605	04/15/2022	Annual	04/15/2023
Anritsu	Radio Communication Tester MT8821C	6201502997	06/27/2022	Annual	06/27/2023
Anritsu	Radio Communication Tester MT8821C	6262044720	12/20/2021	Annual	12/20/2022
Anritsu	Radio Communication Tester MT8821C	6262044720	12/07/2022	Annual	12/07/2023
Agilent	WIRELESS COMMUNICATION E5515C	MY50260992	06/27/2022	Annual	06/27/2023
KEYSIGHT	UXM 5G / E7515B	MY60102101	05/02/2022	Annual	05/02/2023
ROHDE&SCHWARZ	BLUETOOTH TESTER CBT	100272	02/28/2022	Annual	02/28/2023

* The E-field probe was calibrated by SPEAG, by the waveguide technique procedure. Dipole Verification measurement is performed by HCT Lab. before each test. The brain/body simulating material is calibrated by HCT using the DAKS 3.5 to determine the conductivity and permittivity (dielectric constant) of the brain/body-equivalent material.

17. Conclusion

The SAR measurement indicates that the EUT complies with the RF radiation exposure limits of the ANSI/ IEEE C95.1 - 2005.

These measurements were taken to simulate the RF effects exposure under worst-case conditions. Precise laboratory measures were taken to assure repeatability of the tests. The results and statements relate only to the item(s) tested.

Please note that the absorption and distribution of electromagnetic energy in the body are very complex phenomena that depend on the mass, shape, and size of the body, the orientation of the body with respect to the field vectors, and the electrical properties of both the body and the environment. Other variables that may play a substantial role in possible biological effects are those that characterize the environment (e.g. ambient temperature, air velocity, relative humidity, and body insulation) and those that characterize the individual (e.g. age, gender, activity level, debilitation, or disease). Because various factors may interact with one another to vary the specific biological outcome of an exposure to electromagnetic fields, any protection guide should consider maximal amplification of biological effects as a result of field-body interactions, environmental conditions, and physiological variables.

18. References

- [1] Federal Communications Commission, ET Docket 93-62, Guidelines for Evaluating the Environmental Effects of Radio frequency Radiation, Aug. 1996.
- [2] ANSI/IEEE C95.1 - 2005 , American National Standard safety levels with respect to human exposure to radio frequency electromagnetic fields, 300 kHz to 300 GHz, New York: IEEE, Sept. 1992
- [3] ANSI/IEEE C 95.1 - 2005, American National Standard safety levels with respect to human exposure to radio frequency electromagnetic fields, 3 kHz to 300 GHz, New York: IEEE, 2006
- [4] ANSI/IEEE C95.3 - 2002, IEEE Recommended Practice for the Measurement of Potentially Hazardous Electromagnetic Fields - RF and Microwave, New York: December 2002.
- [5] IEEE Standards Coordinating Committee 34 – IEEE Std. 1528-2013, IEEE Recommended Practice or Determining the Peak Spatial-Average Specific Absorption Rate (SAR) in the Human Body from Wireless Communications Devices
- [6] NCRP, National Council on Radiation Protection and Measurements, Biological Effects and Exposure Criteria for Radio Frequency Electromagnetic Fields, NCRP Report No. 86, 1986. Reprinted Feb. 1995.
- [7] T. Schmid, O. Egger, N. Kuster, Automated E-field scanning system for dosimetric assessments, IEEE Transaction on Microwave Theory and Techniques, vol. 44, Jan. 1996, pp. 105-113.
- [8] K. Pokovic, T. Schmid, N. Kuster, Robust setup for precise calibration of E-field probes in tissue simulating liquids at mobile communications frequencies, ICECOM97, Oct. 1997, pp. 120-124.
- [9] K. Pokovic, T. Schmid, and N. Kuster, E-field Probe with improved isotropy in brain simulating liquids, Proceedings of the ELMAR, Zadar, Croatia, June 23-25, 1996, pp. 172-175.
- [10] Schmid & Partner Engineering AG, Application Note: Data Storage and Evaluation, June 1998, p2.
- [11] V. Hombach, K. Meier, M. Burkhardt, E. Kuhn, N. Kuster, The Dependence of EM Energy Absorption upon Human Head Modeling at 900 MHz, IEEE Transaction on Microwave Theory and Techniques, vol. 44 no. 10, Oct. 1996, pp. 1865-1873.
- [12] N. Kuster and Q. Balzano, Energy absorption mechanism by biological bodies in the near field of dipole antennas above 300 MHz, IEEE Transaction on Vehicular Technology, vol. 41, no. 1, Feb. 1992, pp. 17-23.
- [13] G. Hartsgrrove, A. Kraszewski, A. Surowiec, Simulated Biological Materials for Electromagnetic Radiation Absorption Studies, University of Ottawa, Bioelectro magnetics, Canada: 1987, pp. 29-36.
- [14] Q. Balzano, O. Garay, T. Manning Jr., Electromagnetic Energy Exposure of Simulated Users of Portable Cellular Telephones, IEEE Transactions on Vehicular Technology, vol. 44, no.3, Aug. 1995.
- [15] W. Gander, Computer mathematick, Birkhaeuser, Basel, 1992.
- [16] W.H. Press, S.A. Teukolsky, W.T. Vetterling, and B.P. Flannery, Numerical Receptions in C, The Art of Scientific Computing, Second edition, Cambridge University Press, 1992.
- [17] N. Kuster, R. Kastle, T. Schmid, Dosimetric evaluation of mobile communications equipment with known precision, IEEE Transaction on Communications, vol. E80-B, no. 5, May 1997, pp. 645-652.
- [18] CENELEC CLC/SC111B, European Prestandard (prENV 50166-2), Human Exposure to Electromagnetic Fields High-frequency: 10 kHz-300 GHz, Jan. 1995.
- [19] Prof. Dr. Niels Kuster, ETH, Eidgenössische Technische Hochschule Zürich, Dosimetric Evaluation of the Cellular Phone.

[20] IEC 62209-1, Human exposure to radio frequency fields from hand-held and body-mounted wireless communication devices – Human models, instrumentation and procedures – Part 1: Procedure to determine the specific absorption rate (SAR) for hand-held devices used in close proximity to the ear (frequency range of 300 MHz to 3 GHz), July. 2016..

[21] IEC 62209-2, Human exposure to radio frequency fields from hand-held and body-mounted wireless communication devices – Human models, instrumentation, and procedures – Part 2: Procedure to determine the specific absorption rate (SAR) for wireless communication devices used in close proximity to the human body (frequency range of 30 MHz to 6 GHz) Mar. 2010.

[22] Industry Canada RSS-102 Radio Frequency Exposure Compliance of Radio Communication Apparatus (All Frequency Band) Issue 5, March 2015.

[23] Health Canada Safety Code 6 Limits of Human Exposure to Radio Frequency Electromagnetic Fields in the Frequency Range from 3 kHz – 300 GHz, 2009

[24] FCC SAR Test procedures for 2G-3G Devices, Mobile Hotspot and UMPC Device KDB 941225 D01.

[25] SAR Measurement Guidance for IEEE 802.11 transmitters, KDB 248227 D01v02r02

[26] SAR Evaluation of Handsets with Multiple Transmitters and Antennas KDB 648474 D03, D04.

[27] SAR Evaluation for Laptop, Notebook, Netbook and Tablet computers KDB 616217 D04.

[28] SAR Measurement and Reporting Requirements for 100 MHz – 6 GHz, KDB 865664 D01, D02.

[29] FCC General RF Exposure Guidance and SAR procedures for Dongles, KDB 447498 D01, D02.

Appendix A. DUT Ant. Information & SETUP PHOTO

Please refer to test DUT Ant. Information & setup photo file no. as follows:

Report No.
HCT-SR-2212-FC004-R2-P