



PHOTOS EXHIBIT

Report Number. : R1358896-EP2

Applicant : SAMSUNG ELECTRONICS CO., LTD.
129 SAMSUNG-RO, YEONGTONG-GU
SUWON-SI, GYEONGGI-DO, 16677, KOREA

Model : SM-M127F, SM-M127F/DS


FCC ID : A3LSMM127F

EUT Description : GSM/WCDMA/LTE PHABLET WITH BT/BLE AND DTS B/G/N

Test Standard(s) : FCC CFR47 PART 22H, 24E AND 27
FCC CFR47 PART 15 SUBPART B

Date Of Issue:
2020-11-30

Prepared by:
UL LLC
12 Laboratory Dr.
Research Triangle Park, NC 27709 U.S.A.
TEL: (919) 549-1400



Revision History

<u>Rev.</u>	<u>Issue Date</u>	<u>Revisions</u>	<u>Revised By</u>
V1	2020-11-30	Initial Review	Mike Antola

TABLE OF CONTENTS

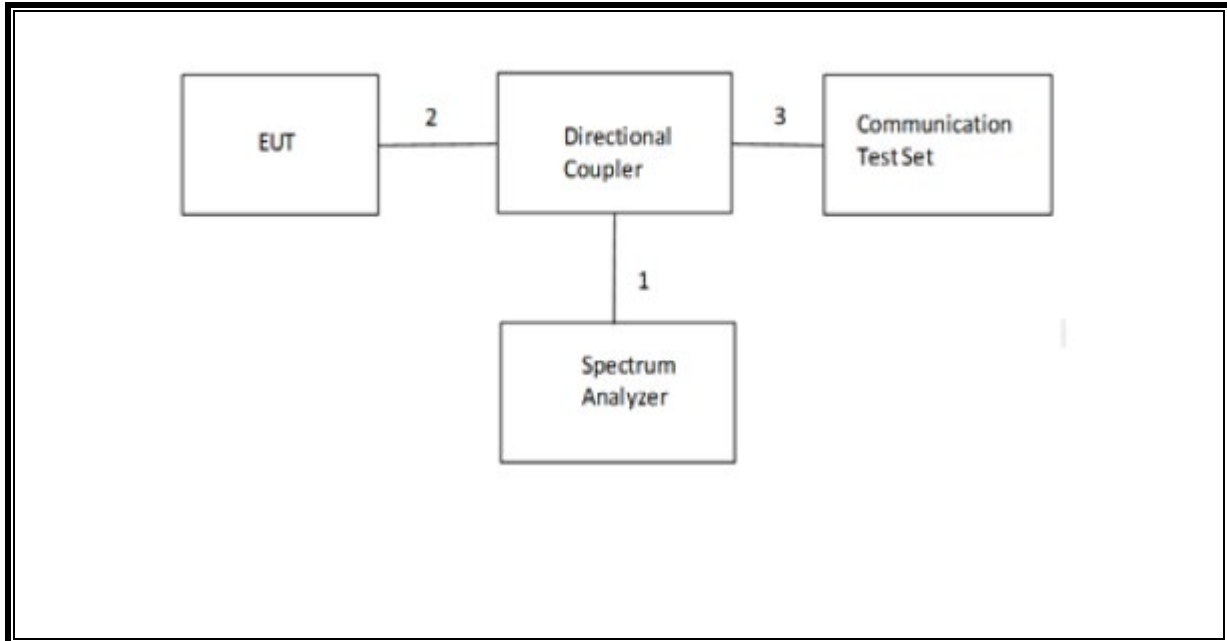
1. DESCRIPTION OF TEST SETUP4

2. SETUP PHOTOS6

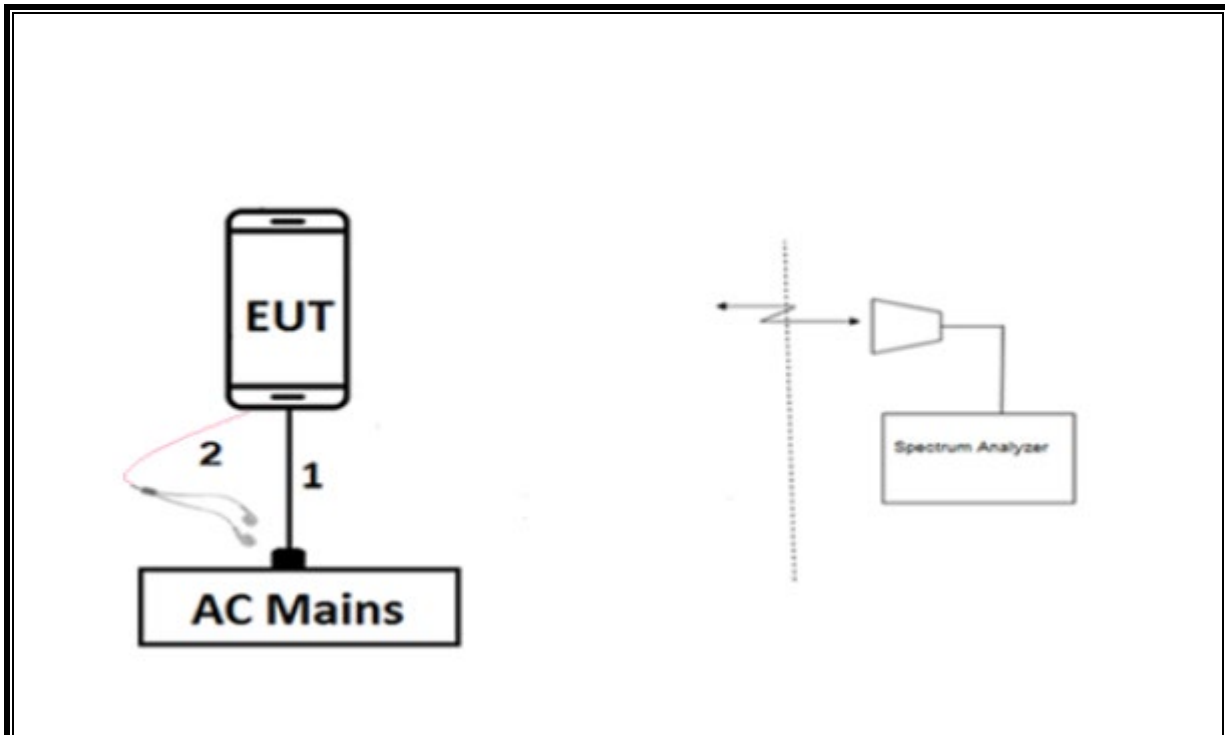
1. DESCRIPTION OF TEST SETUP

SUPPORT TEST EQUIPMENT						
Description	Manufacturer	Model	Serial Number	FCC ID/ DoC		
Earphone	NA	NA	NA	NA		
AC/DC adapter	Samsung	EP-TA200	R3M3FV0M01DK3	NA		
I/O CABLES (RF CONDUCTED TEST)						
Cable No.	Port	# of Identical Ports	Connector Type	Cable Type	Cable Length (m)	Remarks
1	RF Out	1	Spectrum Analyzer	Shielded	None	N/A
2	Antenna Port	1	EUT	Shielded	0.1m	N/A
3	RF In/Out	1	Communication Test Set	Shielded	1m	N/A
I/O CABLES (RF RADIATED TEST)						
Cable No.	Port	# of Identical Ports	Connector Type	Cable Type	Cable Length (m)	Remarks
1	USB	1	AC Adapter	Shielded	1	N/A
2	Earphone	1	Phono	Un-shielded	1	N/A

CONDUCTED SETUP




RADIATED SETUP




2. SETUP PHOTOS

ANTENNA PORT CONDUCTED RF MEASUREMENT SETUP




FRONT PHOTO

FREQUENCY TOLERANCE OVER EXTREME CONDITIONS




FRONT PHOTO

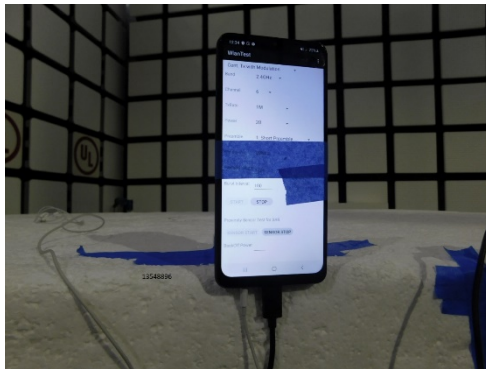
RADIATED RF MEASUREMENT SETUP FOR PORTABLE CONFIGURATION



X-AXIS PHOTO




Y-AXIS PHOTO




Z-AXIS PHOTO

RADIATED RF MEASUREMENT SETUP




BELOW 30MHz FRONT PHOTO



BELOW 30MHz BACK PHOTO




BELOW 1GHz FRONT PHOTO



BELOW 1GHz BACK PHOTO



ABOVE 1GHz FRONT PHOTO



ABOVE 1GHz BACK PHOTO

END OF REPORT