



PHOTOS EXHIBIT

Report Number. : R13548896-EP1

Applicant : Samsung Electronics Co., Ltd.
129 Samsung-Ro, Yeongtong-Gu,
Suwon-Si, Gyeonggi-Do, 16677, Korea

Model : SM-M127F and SM-M127F/DS

FCC ID : A3LSMM127F

EUT Description : GSM/WCDMA/LTE Phone with BT/BLE and DTS b/g/n

Test Standard(s) : FCC 47 CFR PART 15 SUBPART C

Date Of Issue:

2020-11-30


Prepared by:

UL LLC

12 Laboratory Dr.

Research Triangle Park, NC 27709 U.S.A.

TEL: (919) 549-1400



NVLAP Lab code: 200246-0

REPORT REVISION HISTORY

Rev.	Issue Date	Revisions	Revised By
V1	2020-11-30	Initial Issue	Cristian Melara

TABLE OF CONTENTS

REPORT REVISION HISTORY	2
TABLE OF CONTENTS	3
1. SETUP DIAGRAM.....	4
2. SETUP PHOTOS.....	6

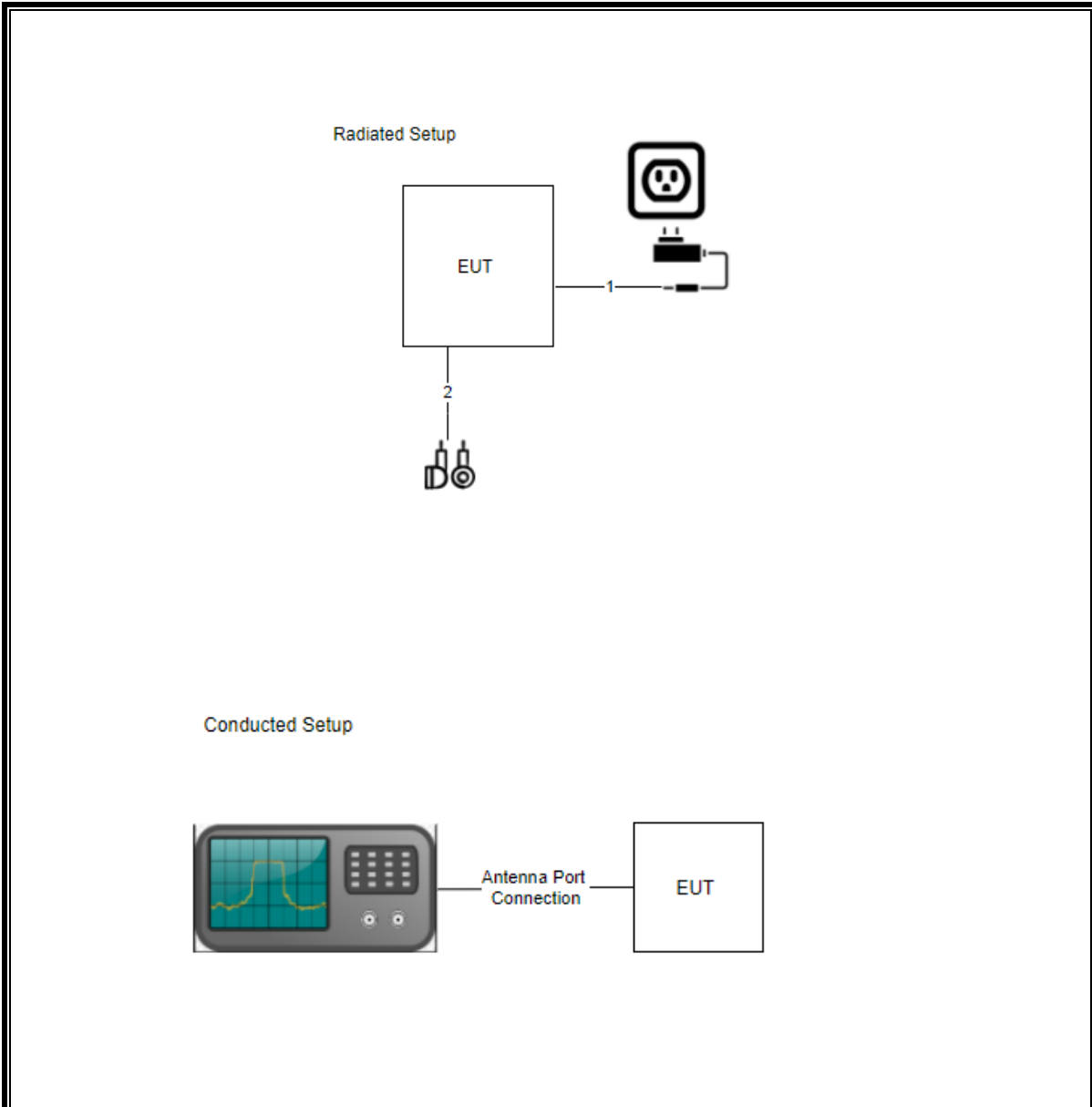
1. SETUP DIAGRAM

SUPPORT EQUIPMENT

Support Equipment List				
Description	Manufacturer	Model	Serial Number	FCC ID
Charging Adapter	Samsung	EP-TA200	R37M3FV0M01DK3	NA
Earbuds	NA	NS	NA	NA


I/O CABLES

I/O Cable List						
Cable No.	Port	# of Identical Ports	Connector Type	Cable Type	Cable Length (m)	Remarks
1	USB-C	1	USB C	USB	<3m	Goes to PS
2	Auxiliary	1	Auxiliary	Auxiliary	<3m	Goes to earbuds




2. SETUP PHOTOS

CONDUCTED RF MEASUREMENT SETUP





RADIATED RF MEASUREMENT SETUP






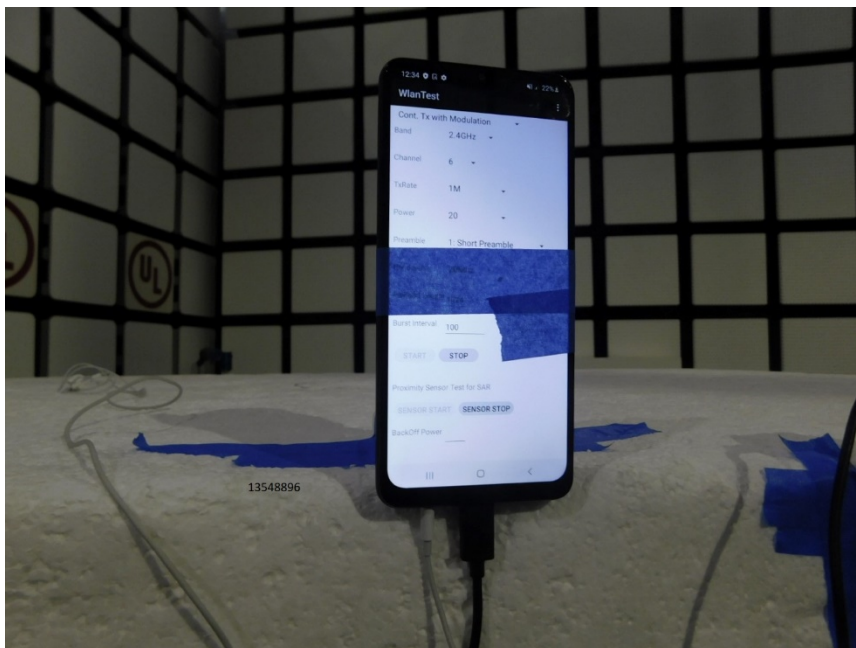


RADIATED PHOTO (>1GHz)







Z-ORIENTATION



AC LINE CONDUCTED SETUP

AC LINE CONDUCTED PHOTO



END OF PHOTOS EXHIBIT