

# FCC DTS REPORT

## Certification

|  |   |
|--|---|
| <b>Applicant Name:</b><br>SAMSUNG Electronics Co., Ltd.  | <b>Date of Issue:</b><br>February 12, 2019  |
| <b>Address:</b><br>129, Samsung-ro, Yeongtong-gu,<br>Suwon-si, Gyeonggi-do, 16677, Rep. of Korea | <b>Location:</b><br>HCT CO., LTD.,<br>74, Seoicheon-ro 578beon-gil, Majang-myeon,<br>Icheon-si, Gyeonggi-do, 17383, Rep. of KOREA |
|  | <b>Report No.:</b> HCT-RF-1902-FC017  |

**FCC ID:** A3LSMM105G

**APPLICANT:** SAMSUNG Electronics Co., Ltd.

According to the Evaluation report, all of the data contained herein is reused from the reference FCC ID : A3LSMM105F report.

|                              |  |
|------------------------------|--|
| <b>Model:</b>                | SM-M105G/DS  |
| <b>Additional Model:</b>     | SM-M105G   |
| <b>EUT Type:</b>             | Mobile Phone   |
| <b>Average Output Power:</b> | 802.11b : 18.175 dBm<br>802.11g : 16.714 dBm<br>802.11n(HT20) : 16.550 dBm |
| <b>Frequency Range:</b>      | 2412 MHz - 2472 MHz  |
| <b>Modulation type:</b>      | CCK/DSSS/OFDM  |
| <b>FCC Classification:</b>   | Digital Transmission System(DTS)   |
| <b>FCC Rule Part(s):</b>     | Part 15.247  |

Engineering Statement:

The measurements shown in this report were made in accordance with the procedures indicated, and the emissions from this equipment were found to be within the limits applicable. I assume full responsibility for the accuracy and completeness of these measurements, and for the qualifications of all persons taking them.

HCT CO., LTD. Certifies that no party to this application has subject to a denial of Federal benefits that includes FCC benefits pursuant to section 5301 of the Anti-Drug Abuse Act of 1998,21 U.S. C.853(a)



**Report prepared by : Jeong Ho Kim**  
Engineer of Telecommunication testing center



**Approved by : Jong Seok Lee**  
Manager of Telecommunication testing center

This report only responds to the tested sample and may not be reproduced, except in full, without written approval of the HCT Co., Ltd.

## Version

| TEST REPORT NO.   | DATE              | DESCRIPTION             |
|-------------------|-------------------|-------------------------|
| HCT-RF-1902-FC017 | February 12, 2019 | - First Approval Report |
|                   |                   |                         |
|                   |                   |                         |
|                   |                   |                         |

# Table of Contents

|  |    |
|--|----|
| 1. EUT DESCRIPTION .....                         | 4  |
| EUT DESCRIPTION .....                            | 4  |
| 2. TEST METHODOLOGY .....                        | 5  |
| EUT CONFIGURATION .....                          | 5  |
| EUT EXERCISE .....                               | 5  |
| GENERAL TEST PROCEDURES .....                    | 5  |
| DESCRIPTION OF TEST MODES .....                  | 5  |
| 3. INSTRUMENT CALIBRATION.....                   | 6  |
| 4. FACILITIES AND ACCREDITATIONS .....           | 6  |
| FACILITIES .....                                 | 6  |
| EQUIPMENT .....                                  | 6  |
| 5. ANTENNA REQUIREMENTS .....                    | 6  |
| 6. MEASUREMENT UNCERTAINTY .....                 | 7  |
| 7. DESCRIPTION OF TESTS.....                     | 8  |
| 8. SUMMARY TEST OF RESULTS .....                 | 22 |
| 9. TEST RESULT .....                             | 23 |
| 9.1 DUTY CYCLE.....                              | 23 |
| 9.2 6dB BANDWIDTH.....                           | 24 |
| 9.3 OUTPUT POWER .....                           | 27 |
| 9.4 POWER SPECTRAL DENSITY .....                 | 33 |
| 9.5 BAND EDGE/ CONDUCTED SPURIOUS EMISSIONS..... | 37 |
| 9.6 RADIATED SPURIOUS EMISSIONS .....            | 51 |
| 9.7 RADIATED RESTRICTED BAND EDGES .....         | 62 |
| 9.8 POWERLINE CONDUCTED EMISSIONS .....          | 71 |
| 10. LIST OF TEST EQUIPMENT .....                 | 75 |
| 11. ANNEX A_ TEST SETUP PHOTO .....              | 77 |

# 1. EUT DESCRIPTION

## EUT DESCRIPTION

|                            |   |  |
|----------------------------|---|--|
| Model                      | SM-M105G/DS   |  |
| EUT Type                   | Smart Phone   |  |
| Power Supply               | DC 3.85 V   |  |
| Battery Information        | Model: GH43-04898A / EB-BA750ABN<br>Type: Li-ion Battery  |  |
| Travel Adapter Information | Model: GH44-02878A / ETA0U84IWE<br>Manufacture: SALCOMP / ELENTech  |  |
| Frequency Range            | 2412 MHz - 2472 MHz   |  |
| Max. RF Output Power       | <b>Peak Power</b><br><b>(For information only)</b>  | 802.11b : 20.980 dBm<br>802.11g : 25.750dBm<br>802.11n(HT20) : 25.810 dBm  |
|                            | <b>Average Power</b>  | 802.11b : 18.175 dBm<br>802.11g : 16.714 dBm<br>802.11n(HT20) : 16.550 dBm |
| Modulation Type            | DSSS/CCK : 802.11b<br>OFDM : 802.11g, 802.11n   |  |
| Number of Channels         | 13 Channels   |  |
| Antenna                    | BT/WLAN antenna   |  |
| Antenna Specification      | Type : LDS Antenna<br>Peak Gain : -0.51 dBi   |  |
| Date(s) of Tests           | December 10, 2018 ~ December 29, 2018 (SM-M105F/DS)<br>February 1, 2019 ~ February 12, 2019 (SM-M105G/DS)Spot check |  |

## 2. TEST METHODOLOGY

FCC KDB 558074 D01 15.247 Meas Guidance v05 dated August 24, 2018 entitled “guidance for compliance measurements on digital transmission system, frequency hopping spread spectrum system, and hybrid system devices and the measurement procedure described in ANSI C63.10(Version : 2013) ‘the American National Standard of Procedures for Compliance Testing of Unlicensed Wireless Devices’.

### EUT CONFIGURATION

The EUT configuration for testing is installed on RF field strength measurement to meet the Commissions requirement and operating in a manner that intends to maximize its emission characteristics in a continuous normal application.

### EUT EXERCISE

The EUT was operated in the engineering mode to fix the Tx frequency that was for the purpose of the measurements. According to its specifications, the EUT must comply with the requirements of the Section 15.207, 15.209 and 15.247 under the FCC Rules Part 15 Subpart C.

## GENERAL TEST PROCEDURES

### Conducted Emissions

The EUT is placed on the turntable, which is 0.8 m above ground plane. According to the requirements in Section 6.2 of ANSI C63.10. (Version :2013) Conducted emissions from the EUT measured in the frequency range between 0.15 MHz and 30MHz using CISPR Quasi-peak and average detector modes.

### Radiated Emissions

The EUT is placed on a turn table, which is 0.8 m above ground plane below 1GHz. Above 1GHz with 1.5m using absorbers between the EUT and receive antenna. The turntable shall rotate 360 degrees to determine the position of maximum emission level. EUT is set 3.75 m away from the receiving antenna, which varied from 1 m to 4 m to find out the highest emission. And also, each emission was to be maximized by changing the polarization of receiving antenna both horizontal and vertical. In order to find out the max. emission, the relative positions of this hand-held transmitter (EUT) was rotated through three orthogonal axes according to the requirements in Section 8 of ANSI C63.10. (Version: 2013)

### **Conducted Antenna Terminal**

See Section from 8.3.(KDB 558074 v05)

## DESCRIPTION OF TEST MODES

The EUT has been tested under operating condition. Test program used to control the EUT for staying in continuous transmitting and receiving mode is programmed.

### **3. INSTRUMENT CALIBRATION**

The measuring equipment, which was utilized in performing the tests documented herein, has been calibrated in accordance with the manufacturer's recommendations for utilizing calibration equipment's, which is traceable to recognized national standards.

Especially, all antenna for measurement is calibrated in accordance with the requirements of C63.5 (Version : 2017).

### **4. FACILITIES AND ACCREDITATIONS**

#### **FACILITIES**

The SAC(Semi-Anechoic Chamber) and conducted measurement facility used to collect the radiated data are located at the 74, Seoicheon-ro 578beon-gil, Majang-myeon, Icheon-si, Gyeonggi-do, 17383, Rep. of KOREA. The site is constructed in conformance with the requirements of ANSI C63.4. (Version :2014) and CISPR Publication 22.

Detailed description of test facility was submitted to the Commission and accepted dated April 02, 2018 (Registration Number: KR0032).

#### **EQUIPMENT**

Radiated emissions are measured with one or more of the following types of Linearly polarized antennas: tuned dipole, bi-conical, log periodic, bi-log, and/or ridged waveguide, horn. Spectrum analyzers with pre-selectors and quasi-peak detectors are used to perform radiated measurements.

Conducted emissions are measured with Line Impedance Stabilization Networks and EMI Test Receivers. Calibrated wideband preamplifiers, coaxial cables, and coaxial attenuators are also used for making measurements.

All receiving equipment conforms to CISPR Publication 16-1, "Radio Interference Measuring Apparatus and Measurement Methods."

### **5. ANTENNA REQUIREMENTS**

#### **According to FCC 47 CFR §15.203:**

"An intentional radiator antenna shall be designed to ensure that no antenna other than that furnished by the responsible party can be used with the device. The use of a permanently attached antenna or of an antenna that uses a unique coupling to the intentional radiator shall be considered sufficient to comply with the provisions of this section."

\* The antennas of this E.U.T are permanently attached.

\* The E.U.T Complies with the requirement of §15.203

## 6. MEASUREMENT UNCERTAINTY

The measurement uncertainties shown below were calculated in accordance with the requirements of ANSI C63.10-2013.

All measurement uncertainty values are shown with a coverage factor of  $k = 2$  to indicate a 95 % level of confidence.

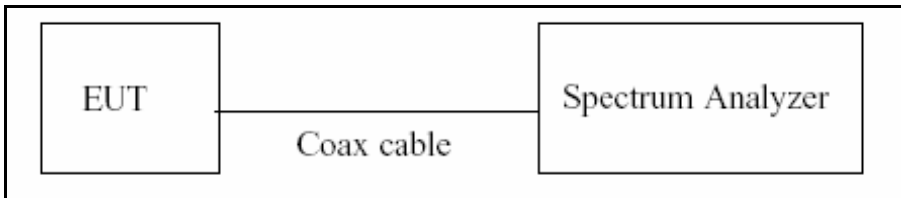
The measurement data shown herein meets or exceeds the  $U_{\text{CISPR}}$  measurement uncertainty values specified in CISPR 16-4-2 and, thus, can be compared directly to specified limits to determine compliance.

| Parameter                                | Expanded Uncertainty ( $\pm$ dB) |
|--|----------------------------------|
| Conducted Disturbance (150 kHz ~ 30 MHz) | 1.82                             |
| Radiated Disturbance (9 kHz ~ 30 MHz)    | 3.40                             |
| Radiated Disturbance (30 MHz ~ 1 GHz)    | 4.80                             |
| Radiated Disturbance (1 GHz ~ 18 GHz)    | 5.70                             |
| Radiated Disturbance (18 GHz ~ 40 GHz)   | 5.71                             |

## 7. DESCRIPTION OF TESTS

### 7.1. Duty Cycle

#### Test Configuration



#### Test Procedure

The transmitter output is connected to the Spectrum Analyzer.

We tested according to the zero-span measurement method, 6.0)b) in KDB 558074 v05.

The largest available value of RBW is 8 MHz and VBW is 50 MHz.

The zero-span method of measuring duty cycle shall not be used if  $T \leq 6.25$  microseconds. ( $50/6.25 = 8$ )

The zero-span method was used because all measured T data are  $> 6.25$  microseconds and both RBW and VBW are  $> 50/T$ .

1. RBW = 8 MHz (the largest available value)
2. VBW = 8 MHz ( $\geq$  RBW)
3. SPAN = 0 Hz
4. Detector = Peak
5. Number of points in sweep  $> 100$
6. Trace mode = Clear write
7. Measure  $T_{total}$  and  $T_{on}$
8. Calculate Duty Cycle =  $T_{on} / T_{total}$  and Duty Cycle Factor =  $10 \cdot \log(1/\text{Duty Cycle})$

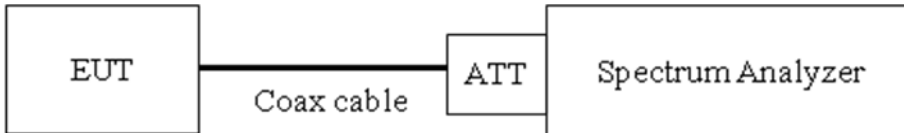


## 7.2. 6dB Bandwidth

### Limit

The minimum permissible 6 dB bandwidth is 500 kHz.

### Test Configuration



### Test Procedure

The transmitter output is connected to the Spectrum Analyzer.

The Spectrum Analyzer is set to (Procedure 8.2 in KDB 558074 v05, Procedure 11.8.2 in ANSI 63.10-2013)

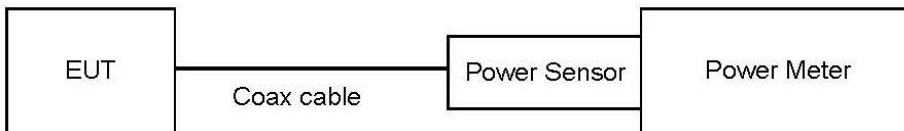
- 1) RBW = 100 kHz
- 2) VBW  $\geq 3 \times$  RBW
- 3) Detector = Peak
- 4) Trace mode = max hold
- 5) Sweep = auto couple
- 6) Allow the trace to stabilize
- 7) We tested 6 dB bandwidth using the automatic bandwidth measurement capability of a spectrum analyzer. X dB is set 6 dB.

### 7.3. Output Power

#### Limit

The maximum permissible conducted output power is 1 Watt.

#### Test Configuration



#### Test Procedure

The transmitter output is connected to the Power Meter.

- Peak Power (Procedure 8.3.1.3 in KDB 558074 v05, Procedure 11.9.1.3 in ANSI 63.10-2013)  
: Measure the peak power of the transmitter.
  
- Average Power (Procedure 8.3.2.3 in KDB 558074 v05, Procedure 11.9.2.3 in ANSI 63.10-2013)
  - 1) Measure the duty cycle.
  - 2) Measure the average power of the transmitter. This measurement is an average over both the on and off periods of the transmitter.
  - 3) Add  $10 \log(1/x)$ , where  $x$  is the duty cycle, to the measured power in order to compute the average power during the actual transmission times.

#### Sample Calculation

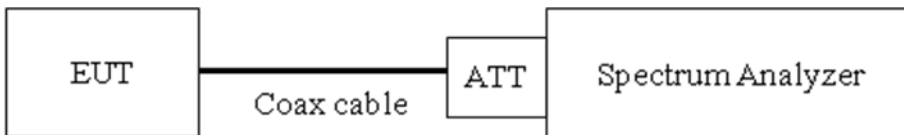
- Total Power (Peak) = Reading Value + ATT loss + Cable loss
- Total Power (Average) = Reading Value + ATT loss + Cable loss + Duty Cycle Factor

## 7.4. Power Spectral Density

### Limit

The transmitter power density average over 1-second interval shall not be greater than 8dBm in any 3kHz BW.

### Test Configuration



### Test Procedure

The transmitter output is connected to the Spectrum Analyzer.

We tested according to Procedure in KDB 558074 v05, Procedure 11.10.3 in ANSI 63.10-2013.

The spectrum analyzer is set to :

- 1) Set analyzer center frequency to DTS channel center frequency.
- 2) Span = 1.5 times the DTS channel bandwidth.
- 3)  $RBW = 3 \text{ kHz} \leq RBW \leq 100 \text{ kHz}$ .
- 4)  $VBW \geq 3 \times RBW$ .
- 5) Sweep = auto couple
- 6) Detector = power average(rms)
- 7) Ensure that the number of measurement points  $\geq 2 \times \text{Span}/RBW$
- 8) Trace Mode = Average mode (a minimum of 100 traces.)
- 9) Allow trace to fully stabilize.
- 10) Measure the duty cycle(D) and Add Duty cycle factor[ $10 \log(1/D)$ , D=duty cycle ], to the measured Avrage PSD result
- 11) If measured value exceeds limit, reduce RBW (no less than 3 kHz) and repeat.

### Sample Calculation

- Power Spectral Density(Avg) = Reading Value + ATT loss + Cable loss + Duty Cycle Factor

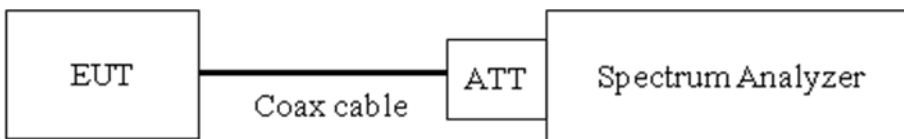
## 7.5. Conducted Band Edge(Out of Band Emissions) & Conducted Spurious Emissions

### Limit

The maximum conducted (average) output power was used to demonstrate compliance, then the peak power in any 100 kHz bandwidth outside of the authorized frequency band shall be attenuated by at least 30 dB relative to the maximum in-band peak PSD level in 100 kHz.

[ Conducted > 30 dBc ]

### Test Configuration



### Test Procedure

The transmitter output is connected to the spectrum analyzer.

(Procedure 8.5 in KDB 558074 v05, Procedure 11.11 in ANSI 63.10-2013)

- 1) RBW = 100 kHz
- 2) VBW  $\geq 3 \times$  RBW
- 3) Set span to encompass the spectrum to be examined
- 4) Detector = Peak
- 5) Trace Mode = max hold
- 6) Sweep time = auto couple
- 7) Ensure that the number of measurement points  $\geq 2 \times$  Span/RBW
- 8) Allow trace to fully stabilize.
- 9) Use peak marker function to determine the maximum amplitude level.

Measurements are made over the 30 MHz to 25 GHz range with the transmitter set to the lowest, middle, and highest channels.

**Factors for frequency**

| Freq(MHz) | Factor(dB) |
|-----------|------------|
| 30        | 11.40      |
| 100       | 9.93       |
| 200       | 10.29      |
| 300       | 10.23      |
| 400       | 10.33      |
| 500       | 10.35      |
| 600       | 10.32      |
| 700       | 10.36      |
| 800       | 10.37      |
| 900       | 10.38      |
| 1000      | 10.35      |
| 2000      | 10.38      |
| 2400*     | 10.40      |
| 2500*     | 10.45      |
| 3000      | 10.78      |
| 4000      | 10.99      |
| 5000      | 11.17      |
| 6000      | 11.16      |
| 7000      | 11.45      |
| 8000      | 11.42      |
| 9000      | 11.58      |
| 10000     | 11.66      |
| 11000     | 11.66      |
| 12000     | 11.78      |
| 13000     | 11.93      |
| 14000     | 12.00      |
| 15000     | 12.08      |
| 16000     | 12.14      |
| 17000     | 12.12      |
| 18000     | 12.18      |
| 19000     | 12.17      |
| 20000     | 12.24      |
| 21000     | 12.27      |
| 22000     | 12.41      |
| 23000     | 12.70      |
| 24000     | 12.44      |
| 25000     | 12.63      |
| 26000     | 12.12      |

Note : 1. '\*' is fundamental frequency range.  
 2. Factor = Attenuator loss + Cable loss

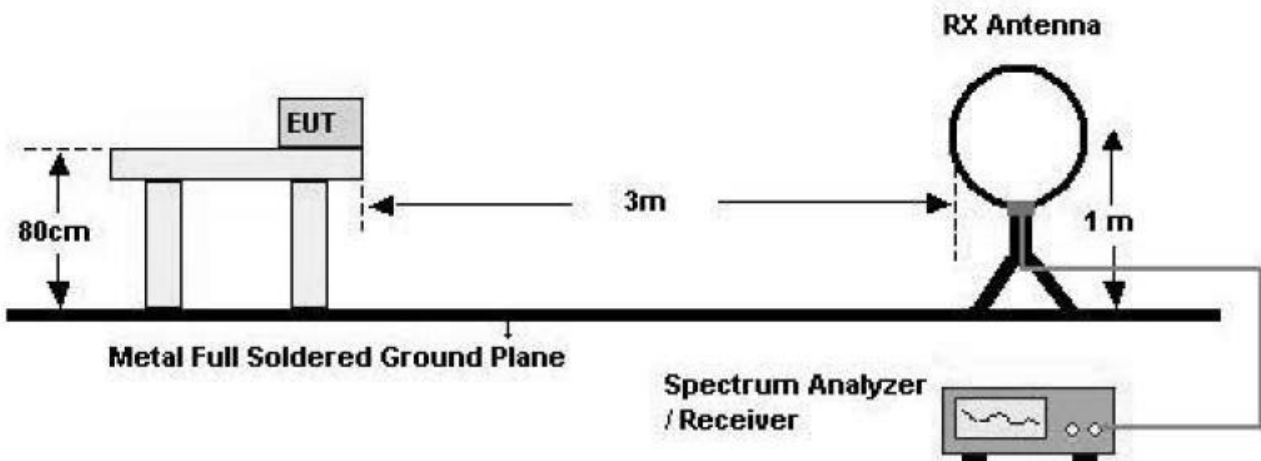
**7.6. Radiated Test**

Limit

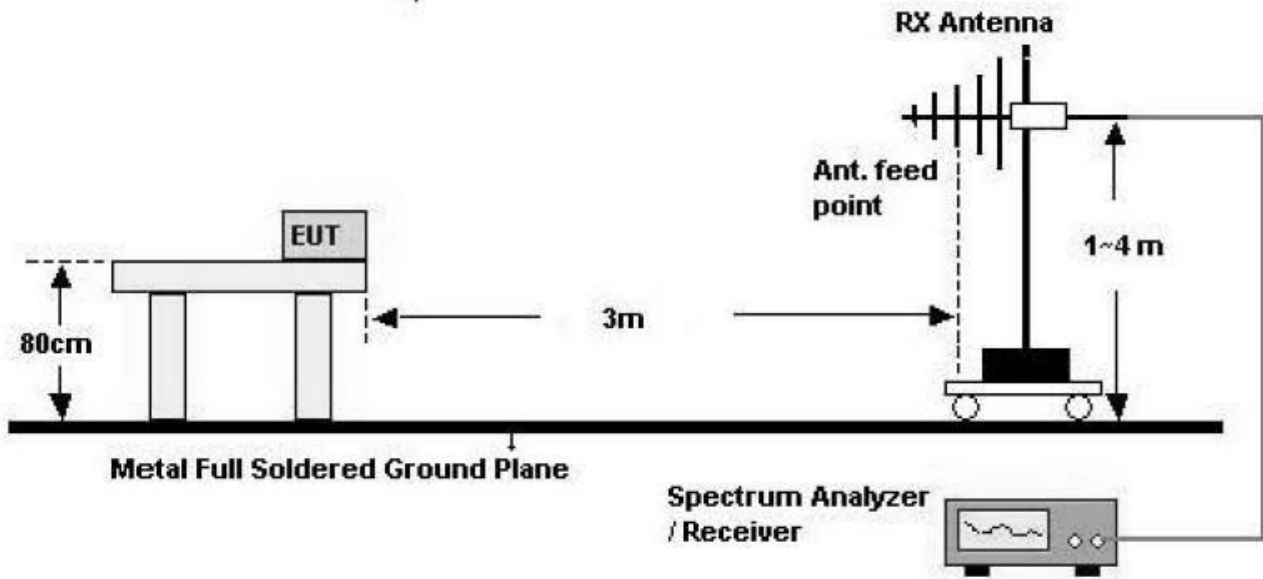
| Frequency (MHz) | Field Strength (uV/m) | Measurement Distance (m) |
|-----------------|-----------------------|--------------------------|
| 0.009 – 0.490   | 2400/F(kHz)           | 300                      |
| 0.490 – 1.705   | 24000/F(kHz)          | 30                       |
| 1.705 – 30      | 30                    | 30                       |
| 30-88           | 100                   | 3                        |
| 88-216          | 150                   | 3                        |
| 216-960         | 200                   | 3                        |
| Above 960       | 500                   | 3                        |

Test Configuration

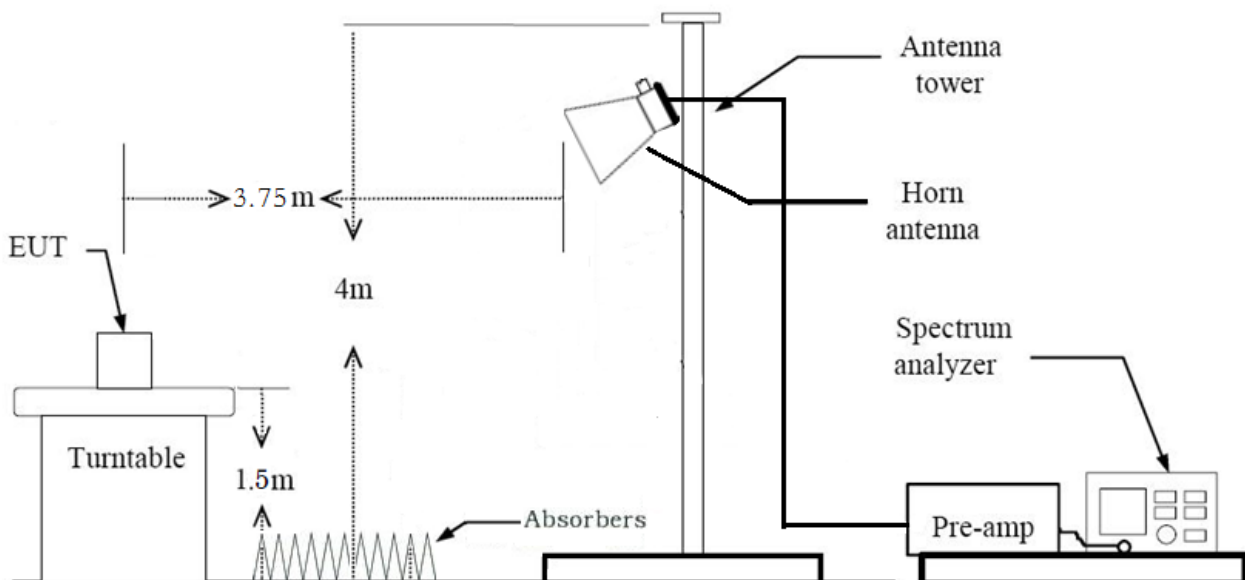
Below 30 MHz



30 MHz - 1 GHz



Above 1 GHz



**Test Procedure of Radiated spurious emissions(Below 30 MHz)**

1. The EUT was placed on a non-conductive table located on semi-anechoic chamber.
2. The loop antenna was placed at a location 3m from the EUT
3. The EUT is placed on a turntable, which is 0.8m above ground plane.
4. We have done x, y, z planes in EUT and horizontal and vertical polarization in detecting antenna.
5. The turntable shall be rotated for 360 degrees to determine the position of maximum emission level.
6. Distance Correction Factor(0.009 MHz – 0.490 MHz) =  $40 \cdot \log(3 \text{ m}/300 \text{ m}) = - 80 \text{ dB}$   
Measurement Distance : 3 m
7. Distance Correction Factor(0.490 MHz – 30 MHz) =  $40 \cdot \log(3 \text{ m}/30 \text{ m}) = - 40 \text{ dB}$   
Measurement Distance : 3 m
8. Spectrum Setting
  - Frequency Range = 9 kHz ~ 30 MHz
  - Detector = Peak
  - Trace = Maxhold
  - RBW = 9 kHz
  - VBW  $\geq 3 \cdot$ RBW
9. Total = Reading Value + Antenna Factor(A.F) + Cable Loss(C.L) + Distance Factor(D.F)
10. The test results for below 30 MHz is correlated to an open site.  
The result on OATS is about 2 dB higher than semi-anechoic chamber(10 m chamber)

**Test Procedure of Radiated spurious emissions(Below 1GHz)**

1. The EUT was placed on a non-conductive table located on semi-anechoic chamber.
2. The EUT is placed on a turntable, which is 0.8m above ground plane.
3. We have done x, y, z planes in EUT and horizontal and vertical polarization in detecting antenna.
4. The turntable shall be rotated for 360 degrees to determine the position of maximum emission level.
5. Spectrum Setting
  - (1) Measurement Type(Peak):
    - Measured Frequency Range : 30 MHz – 1 GHz
    - Detector = Peak
    - Trace = Maxhold
    - RBW = 100 kHz
    - VBW  $\geq 3 \cdot$ RBW
  - (2) Measurement Type(Quasi-peak):
    - Measured Frequency Range : 30 MHz – 1 GHz
    - Detector = Quasi-Peak
    - RBW = 120 kHz

\*In general, (1) is used mainly
6. Total = Reading Value + Antenna Factor(A.F) + Cable Loss(C.L)



**Test Procedure of Radiated spurious emissions (Above 1 GHz)**

1. The EUT is placed on a turntable, which is 1.5 m above ground plane.
2. We have done x, y, z planes in EUT and horizontal and vertical polarization in detecting antenna.
3. The turntable shall be rotated for 360 degrees to determine the position of maximum emission level.
4. EUT is set 3.75 m away from the receiving antenna, which is varied from 1m to 4m to find out the highest emissions.
5. According to SVSWR requirement in ANSI 63.4-2014, We performed the radiated test at 3.75 m distance from center of turn table. So, we applied the distance factor( reference distance : 3 m).  
\*Distance extrapolation factor =  $20 \cdot \log(\text{test distance} / \text{specific distance})$  (dB)
6. Maximum procedure was performed on the six highest emissions to ensure EUT compliance.
7. Each emission was to be maximized by changing the polarization of receiving antenna both horizontal and vertical.
8. The unit was tested with its standard battery.
9. Spectrum Setting (Method 8.6 in KDB 558074 v05, Procedure 11.12 in ANSI 63.10-2013)
  - (1) Measurement Type(Peak):
    - Measured Frequency Range : 1 GHz – 25 GHz
    - Detector = Peak
    - Trace = Maxhold
    - RBW = 1 MHz
    - VBW  $\geq$  3\*RBW
  - (2) Measurement Type(Average): Duty cycle  $\geq$  98%
    - Measured Frequency Range : 1 GHz – 25 GHz
    - Detector = RMS
    - Averaging type = power (*i.e.*, RMS)
    - RBW = 1 MHz
    - VBW  $\geq$  3\*RBW
    - Sweep time = auto.
    - Trace mode = average (at least 100 traces).
  - (3) Measurement Type(Average): Duty cycle < 98%, duty cycle variations are less than  $\pm 2\%$ 
    - Measured Frequency Range : 1 GHz – 25 GHz
    - Detector = RMS
    - Averaging type = power (*i.e.*, RMS)
    - RBW = 1 MHz
    - VBW  $\geq$  3\*RBW
    - Sweep time = auto.
    - Trace mode = average (at least 100 traces).
    - Correction factor shall be added to the measurement results prior to comparing to the emission limit

in order to compute the emission level that would have been measured had the test been performed at 100 percent duty cycle.

- Duty Cycle Factor (dB) : Please refer to the please refer to section 9.1.

10. Measurement value only up to 6 maximum emissions noted, or would be lesser if no specific emissions from the EUT are recorded (ie: margin > 20 dB from the applicable limit) and considered that's already beyond the background noise floor.

11. Total(Measurement Type : Peak)

= Reading Value + Antenna Factor(A.F) + Cable Loss(C.L) - Amp Gain(G) + Distance Factor(D.F)

Total(Measurement Type : Average, Duty cycle  $\geq$  98%)

= Reading Value + Antenna Factor(A.F) + Cable Loss(C.L) - Amp Gain(G) + Distance Factor(D.F)

Total(Measurement Type : Average, Duty cycle < 98%)

= Reading Value + Antenna Factor(A.F) + Cable Loss(C.L) - Amp Gain(G) + Distance Factor(D.F)  
+ Duty Cycle Factor

#### **Test Procedure of Radiated Restricted Band Edge**

1. The EUT is placed on a turntable, which is 1.5 m above ground plane.
2. We have done x, y, z planes in EUT and horizontal and vertical polarization in detecting antenna.
3. The turntable shall be rotated for 360 degrees to determine the position of maximum emission level.
4. EUT is set 3.75 m away from the receiving antenna, which is varied from 1m to 4m to find out the highest emissions.
5. According to SVSWR requirement in ANSI 63.4-2014, We performed the radiated test at 3.75 m distance from center of turn table. So, we applied the distance factor( reference distance : 3 m).  
\*Distance extrapolation factor =  $20 \cdot \log(\text{test distance} / \text{specific distance})$  (dB)
6. Maximum procedure was performed on the six highest emissions to ensure EUT compliance.
7. Each emission was to be maximized by changing the polarization of receiving antenna both horizontal and vertical.
8. The unit was tested with its standard battery.
9. Spectrum Setting

(1) Measurement Type(Peak):

- Measured Frequency Range : 2310 MHz ~ 2390 MHz/ 2483.5 MHz ~ 2500 MHz
- Detector = Peak
- Trace = Maxhold
- RBW = 1 MHz
- VBW  $\geq$  3\*RBW

(2) Measurement Type(Average): Duty cycle  $\geq 98\%$ ,

- Measured Frequency Range : 2310 MHz ~ 2390 MHz/ 2483.5 MHz ~ 2500 MHz
- Detector = RMS
- Averaging type = power (*i.e.*, RMS)
- RBW = 1 MHz
- VBW  $\geq 3 \times$ RBW
- Sweep time = auto.
- Trace mode = average (at least 100 traces).

(3) Measurement Type(Average): Duty cycle  $< 98\%$ , duty cycle variations are less than  $\pm 2\%$

- Measured Frequency Range : 2310 MHz ~ 2390 MHz/ 2483.5 MHz ~ 2500 MHz
- Detector = RMS
- Averaging type = power (*i.e.*, RMS)
- RBW = 1 MHz
- VBW  $\geq 3 \times$ RBW
- Sweep time = auto.
- Trace mode = average (at least 100 traces).
- Correction factor shall be added to the measurement results prior to comparing to the emission limit in order to compute the emission level that would have been measured had the test been performed at 100 percent duty cycle.
- Duty Cycle Factor (dB) : Please refer to the please refer to section 9.1.

10. Measurement value only up to 6 maximum emissions noted, or would be lesser if no specific emissions from the EUT are recorded (ie: margin  $> 20$  dB from the applicable limit) and considered that's already beyond the background noise floor.

11. Total(Measurement Type : Peak)

$$= \text{Reading Value} + \text{Antenna Factor(A.F)} + \text{Cable Loss(C.L)} - \text{Amp Gain(G)} + \text{Distance Factor(D.F)}$$

Total(Measurement Type : Average, Duty cycle  $\geq 98\%$ )

$$= \text{Reading Value} + \text{Antenna Factor(A.F)} + \text{Cable Loss(C.L)} - \text{Amp Gain(G)} + \text{Distance Factor(D.F)}$$

Total(Measurement Type : Average, Duty cycle  $< 98\%$ )

$$= \text{Reading Value} + \text{Antenna Factor(A.F)} + \text{Cable Loss(C.L)} - \text{Amp Gain(G)} + \text{Distance Factor(D.F)} \\ + \text{Duty Cycle Factor}$$

### 7.7. AC Power line Conducted Emissions

#### Limit

For an intentional radiator that is designed to be connected to the public utility (AC) power line, the radio frequency voltage that is conducted back onto the AC power line on any frequency or frequencies, within the band 150 kHz to 30 MHz, shall not exceed the limits in the following table, as measured using a 50  $\mu$ H/50 ohms line impedance stabilization network (LISN).

| Frequency Range (MHz) | Limits (dB $\mu$ V) |           |
|-----------------------|---------------------|-----------|
|                       | Quasi-peak          | Average   |
| 0.15 to 0.50          | 66 to 56*           | 56 to 46* |
| 0.50 to 5             | 56                  | 46        |
| 5 to 30               | 60                  | 50        |

\*Decreases with the logarithm of the frequency.

Compliance with this provision shall be based on the measurement of the radio frequency voltage between each power line (LINE and NEUTRAL) and ground at the power terminals.

#### Test Configuration

See test photographs attached in Annex A for the actual connections between EUT and support equipment.

#### Test Procedure

1. The EUT is placed on a wooden table 80 cm above the reference ground plane.
2. The EUT is connected via LISN to a test power supply.
3. The measurement results are obtained as described below:
4. Detectors : Quasi Peak and Average Detector.

#### Sample Calculation

Quasi-peak(Final Result) = Reading Value + Correction Factor

## **7.8. Worst case configuration and mode**

### **Radiated test**

1. All modes of operation were investigated and the worst case configuration results are reported.
  - Mode : Stand alone, Stand alone + external accessories(earphone, etc)
  - Worstcase : Stand alone
2. EUT Axis
  - Radiated Spurious Emissions : X
  - Radiated Restricted Band Edge : X
3. Duty cycle factor applies only 802.11g/n(Duty cycle < 98%).
4. All datarate of operation were investigated and the worst case datarate results are reported
  - 802.11b : 1Mbps
  - 802.11g : 6Mbps
  - 802.11n : MCS0

### **AC Power line Conducted Emissions**

1. All modes of operation were investigated and the worst case configuration results are reported.
  - Mode : Stand alone+Earphone+Travel Adapter, Stand alone+Travel Adapter
  - Worstcase : Stand alone+Travel Adapter

### **Conducted test**

- All datarate of operation were investigated and the worst case datarate results are reported
- 802.11b : 1 Mbps
  - 802.11g : 6 Mbps
  - 802.11n : MCS 1

## 8. SUMMARY TEST OF RESULTS

| Test Description                     | FCC Part Section(s)              | Test Limit           | Test Condition | Test Result |
|--------------------------------------|----------------------------------|----------------------|----------------|-------------|
| 6 dB Bandwidth                       | §15.247(a)(2)                    | > 500 kHz            | Conducted      | PASS        |
| Conducted Maximum Peak Output Power  | §15.247(b)(3)                    | < 1 Watt             |                | N/A         |
| Power Spectral Density               | §15.247(e)                       | < 8 dBm / 3 kHz Band |                | PASS        |
| Band Edge<br>(Out of Band Emissions) | §15.247(d)                       | Conducted > 30 dBc   |                | PASS        |
| AC Power line Conducted Emissions    | §15.207                          | cf. Section 7.7      |                | PASS        |
| Radiated Spurious Emissions          | §15.247(d),<br>15.205,<br>15.209 | cf. Section 7.6      | Radiated       | PASS        |
| Radiated Restricted Band Edge        | §15.247(d),<br>15.205,<br>15.209 | cf. Section 7.6      |                | PASS        |

## 9. TEST RESULT

### 9.1 DUTY CYCLE

| Mode           | Data Rate (Mbps) | T <sub>on</sub> (ms) | T <sub>total</sub> (ms) | Duty Cycle | Duty Cycle Factor (dB) |
|----------------|------------------|----------------------|-------------------------|------------|------------------------|
| 802.11b        | 1                | 8.618                | 8.709                   | 0.990      | 0.045                  |
|                | 2                | 4.309                | 4.409                   | 0.977      | 0.100                  |
|                | 5.5              | 1.628                | 1.723                   | 0.945      | 0.247                  |
|                | 11               | 0.862                | 0.961                   | 0.897      | 0.472                  |
| 802.11g        | 6                | 1.429                | 1.530                   | 0.934      | 0.297                  |
|                | 9                | 0.960                | 1.061                   | 0.905      | 0.435                  |
|                | 12               | 0.724                | 0.825                   | 0.877      | 0.568                  |
|                | 18               | 0.492                | 0.593                   | 0.829      | 0.814                  |
|                | 24               | 0.372                | 0.474                   | 0.786      | 1.046                  |
|                | 36               | 0.256                | 0.356                   | 0.718      | 1.438                  |
|                | 48               | 0.196                | 0.297                   | 0.659      | 1.809                  |
|                | 54               | 0.180                | 0.281                   | 0.640      | 1.940                  |
| 802.11n (HT20) | 6.5 (MCS0)       | 1.336                | 1.436                   | 0.930      | 0.315                  |
|                | 13 (MCS1)        | 0.688                | 0.790                   | 0.871      | 0.598                  |
|                | 19.5 (MCS2)      | 0.473                | 0.573                   | 0.824      | 0.840                  |
|                | 26 (MCS3)        | 0.364                | 0.465                   | 0.783      | 1.063                  |
|                | 39 (MCS4)        | 0.256                | 0.357                   | 0.717      | 1.443                  |
|                | 52 (MCS5)        | 0.200                | 0.301                   | 0.665      | 1.774                  |
|                | 58.5 (MCS6)      | 0.184                | 0.285                   | 0.648      | 1.886                  |
|                | 65 (MCS7)        | 0.168                | 0.269                   | 0.625      | 2.041                  |

### 9.2 6dB BANDWIDTH

| 802.11b Mode    |             | Measured Bandwidth [MHz] | Minimum Bandwidth [MHz] |
|-----------------|-------------|--------------------------|-------------------------|
| Frequency [MHz] | Channel No. |                          |                         |
| 2412            | 1           | 8.553                    | 0.5                     |
| 2437            | 6           | 9.064                    | 0.5                     |
| 2462            | 11          | 9.066                    | 0.5                     |
| 2467            | 12          | 9.065                    | 0.5                     |
| 2472            | 13          | 9.073                    | 0.5                     |

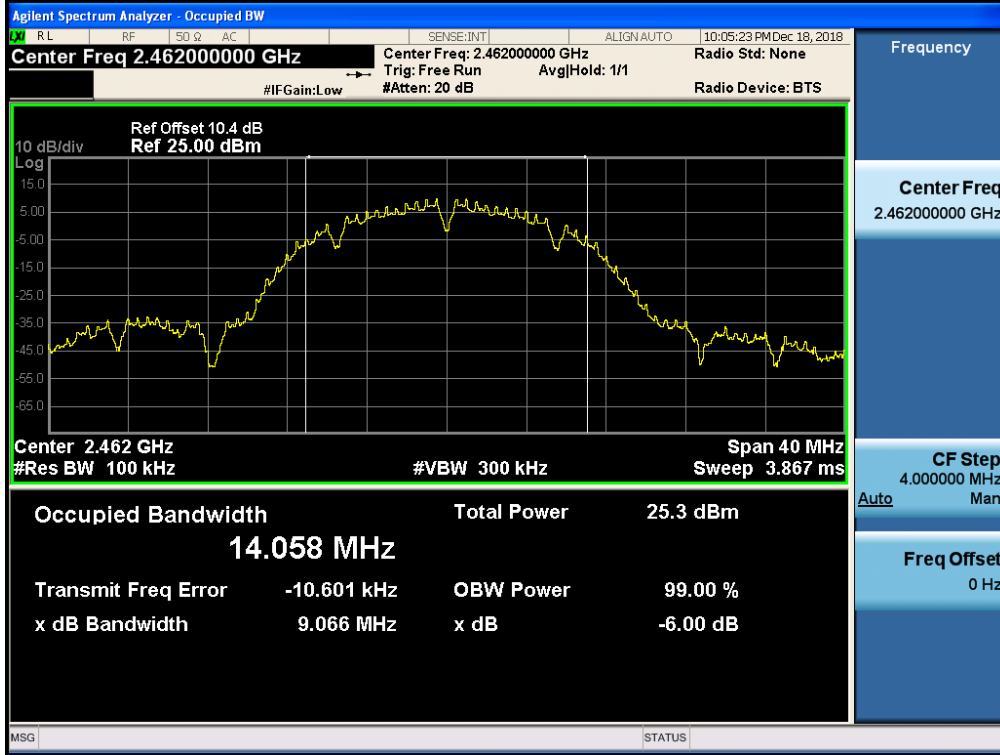
| 802.11g Mode    |             | Measured Bandwidth [MHz] | Minimum Bandwidth [MHz] |
|-----------------|-------------|--------------------------|-------------------------|
| Frequency [MHz] | Channel No. |                          |                         |
| 2412            | 1           | 15.830                   | 0.5                     |
| 2437            | 6           | 15.140                   | 0.5                     |
| 2462            | 11          | 16.060                   | 0.5                     |
| 2467            | 12          | 15.130                   | 0.5                     |
| 2472            | 13          | 15.490                   | 0.5                     |

| 802.11n Mode    |             | Measured Bandwidth [MHz] | Minimum Bandwidth [MHz] |
|-----------------|-------------|--------------------------|-------------------------|
| Frequency [MHz] | Channel No. |                          |                         |
| 2412            | 1           | 16.260                   | 0.5                     |
| 2437            | 6           | 15.070                   | 0.5                     |
| 2462            | 11          | 16.160                   | 0.5                     |
| 2467            | 12          | 15.150                   | 0.5                     |
| 2472            | 13          | 15.150                   | 0.5                     |

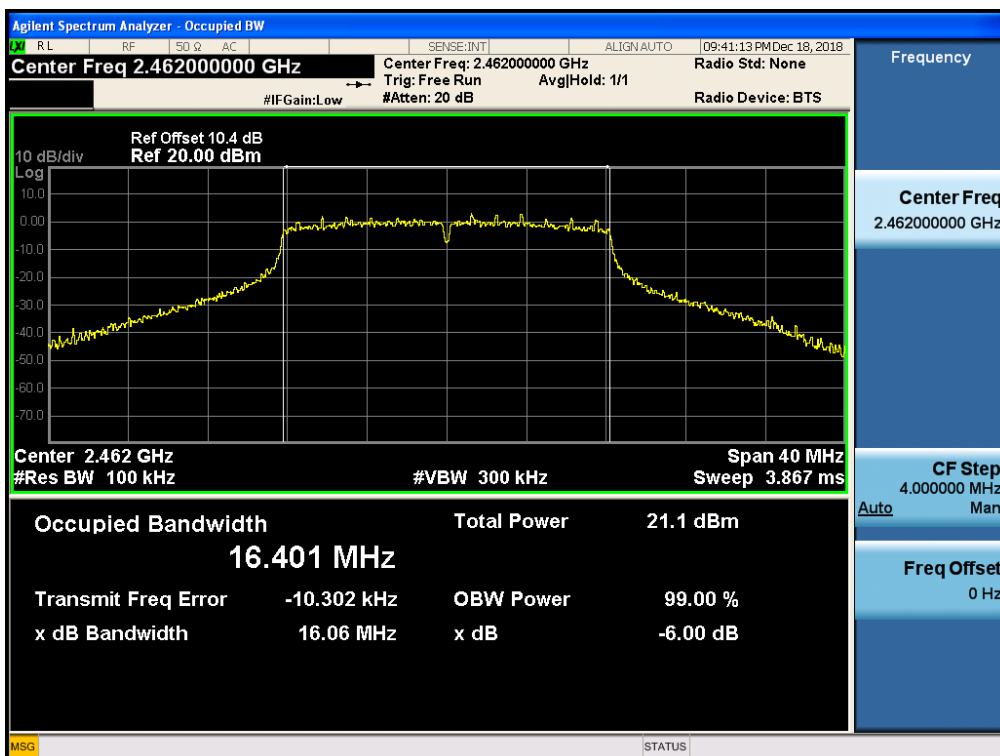


■ Test Plots

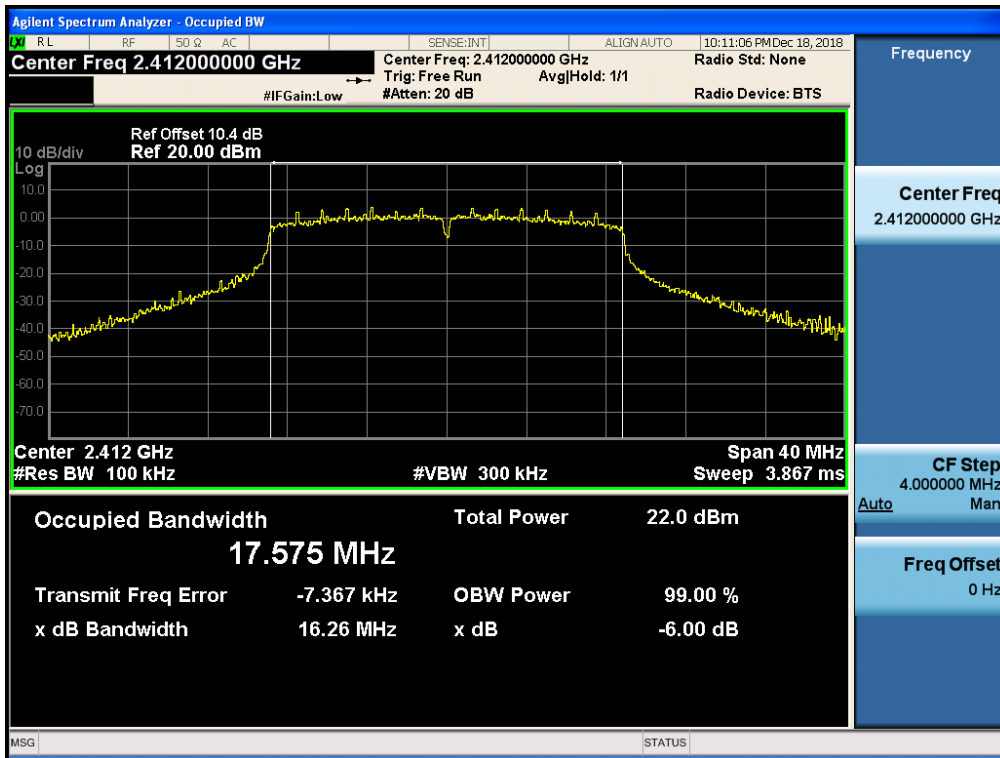
6dB Bandwidth plot (802.11b-CH 11)



6dB Bandwidth plot (802.11g-CH 11)



6dB Bandwidth plot (802.11n\_HT20-CH 1)



**Note:**

In order to simplify the report, attached plots were only the most narrow 6 dB BW channel.

### 9.3 OUTPUT POWER

**Peak Power**

1. Power Meter offset = Attenuator loss + Cable loss
2. We apply to the offset in the 2.4 GHz range that was rounded off to the closest tenth dB.  
So, 10.40 dB is offset for 2.4 GHz Band.

| 802.11b Mode       |             | Data Rate<br>[Mbps] | Measured<br>Power[dBm] | Limit<br>[dBm] |
|--------------------|-------------|---------------------|------------------------|----------------|
| Frequency<br>[MHz] | Channel No. |                     |                        |                |
| 2412               | 1           | 1                   | 20.70                  | 30             |
|                    |             | 2                   | 20.63                  | 30             |
|                    |             | 5.5                 | 20.60                  | 30             |
|                    |             | 11                  | 20.66                  | 30             |
| 2437               | 6           | 1                   | 20.51                  | 30             |
|                    |             | 2                   | 20.31                  | 30             |
|                    |             | 5.5                 | 20.27                  | 30             |
|                    |             | 11                  | 20.46                  | 30             |
| 2462               | 11          | 1                   | 20.98                  | 30             |
|                    |             | 2                   | 20.86                  | 30             |
|                    |             | 5.5                 | 20.93                  | 30             |
|                    |             | 11                  | 20.73                  | 30             |
| 2467               | 12          | 1                   | 8.07                   | 30             |
|                    |             | 2                   | 8.03                   | 30             |
|                    |             | 5.5                 | 7.79                   | 30             |
|                    |             | 11                  | 7.87                   | 30             |
| 2472               | 13          | 1                   | -3.53                  | 30             |
|                    |             | 2                   | -3.48                  | 30             |
|                    |             | 5.5                 | -3.68                  | 30             |
|                    |             | 11                  | -3.90                  | 30             |

| 802.11g Mode       |             | Data Rate<br>[Mbps] | Measured<br>Power[dBm] | Limit<br>[dBm] |
|--------------------|-------------|---------------------|------------------------|----------------|
| Frequency[M<br>Hz] | Channel No. |                     |                        |                |
| 2412               | 1           | 6                   | 25.14                  | 30             |
|                    |             | 9                   | 24.82                  | 30             |
|                    |             | 12                  | 24.66                  | 30             |
|                    |             | 18                  | 24.61                  | 30             |
|                    |             | 24                  | 24.57                  | 30             |
|                    |             | 36                  | 24.75                  | 30             |
|                    |             | 48                  | 24.54                  | 30             |
|                    |             | 54                  | 24.38                  | 30             |
| 2437               | 6           | 6                   | 25.75                  | 30             |
|                    |             | 9                   | 25.64                  | 30             |
|                    |             | 12                  | 25.41                  | 30             |
|                    |             | 18                  | 25.34                  | 30             |
|                    |             | 24                  | 25.48                  | 30             |
|                    |             | 36                  | 25.26                  | 30             |
|                    |             | 48                  | 25.40                  | 30             |
|                    |             | 54                  | 25.24                  | 30             |
| 2462               | 11          | 6                   | 24.51                  | 30             |
|                    |             | 9                   | 24.64                  | 30             |
|                    |             | 12                  | 24.56                  | 30             |
|                    |             | 18                  | 24.36                  | 30             |
|                    |             | 24                  | 24.51                  | 30             |
|                    |             | 36                  | 24.57                  | 30             |
|                    |             | 48                  | 24.35                  | 30             |
|                    |             | 54                  | 24.40                  | 30             |
| 2467               | 12          | 6                   | 16.69                  | 30             |
|                    |             | 9                   | 17.37                  | 30             |
|                    |             | 12                  | 15.80                  | 30             |
|                    |             | 18                  | 15.26                  | 30             |
|                    |             | 24                  | 15.86                  | 30             |
|                    |             | 36                  | 15.44                  | 30             |
|                    |             | 48                  | 15.21                  | 30             |
|                    |             | 54                  | 15.54                  | 30             |
| 2472               | 13          | 6                   | 6.59                   | 30             |
|                    |             | 9                   | 6.55                   | 30             |
|                    |             | 12                  | 6.51                   | 30             |
|                    |             | 18                  | 6.28                   | 30             |
|                    |             | 24                  | 6.14                   | 30             |
|                    |             | 36                  | 6.02                   | 30             |
|                    |             | 48                  | 6.00                   | 30             |
|                    |             | 54                  | 5.78                   | 30             |

| 802.11n Mode    |             | MCS Index | Measured Power[dBm] | Limit [dBm] |
|-----------------|-------------|-----------|---------------------|-------------|
| Frequency[M Hz] | Channel No. |           |                     |             |
| 2412            | 1           | 0         | 25.11               | 30          |
|                 |             | 1         | 24.61               | 30          |
|                 |             | 2         | 24.44               | 30          |
|                 |             | 3         | 24.86               | 30          |
|                 |             | 4         | 24.81               | 30          |
|                 |             | 5         | 25.13               | 30          |
|                 |             | 6         | 24.49               | 30          |
|                 |             | 7         | 24.65               | 30          |
| 2437            | 6           | 0         | 25.64               | 30          |
|                 |             | 1         | 25.81               | 30          |
|                 |             | 2         | 25.75               | 30          |
|                 |             | 3         | 25.50               | 30          |
|                 |             | 4         | 25.38               | 30          |
|                 |             | 5         | 25.78               | 30          |
|                 |             | 6         | 25.45               | 30          |
|                 |             | 7         | 25.41               | 30          |
| 2462            | 11          | 0         | 24.84               | 30          |
|                 |             | 1         | 25.06               | 30          |
|                 |             | 2         | 24.19               | 30          |
|                 |             | 3         | 24.68               | 30          |
|                 |             | 4         | 24.30               | 30          |
|                 |             | 5         | 25.18               | 30          |
|                 |             | 6         | 24.43               | 30          |
|                 |             | 7         | 24.23               | 30          |
| 2467            | 12          | 0         | 16.80               | 30          |
|                 |             | 1         | 17.04               | 30          |
|                 |             | 2         | 17.10               | 30          |
|                 |             | 3         | 15.76               | 30          |
|                 |             | 4         | 15.35               | 30          |
|                 |             | 5         | 16.95               | 30          |
|                 |             | 6         | 15.74               | 30          |
|                 |             | 7         | 15.29               | 30          |
| 2472            | 13          | 0         | 6.75                | 30          |
|                 |             | 1         | 7.24                | 30          |
|                 |             | 2         | 6.92                | 30          |
|                 |             | 3         | 6.35                | 30          |
|                 |             | 4         | 5.97                | 30          |
|                 |             | 5         | 6.75                | 30          |
|                 |             | 6         | 5.72                | 30          |
|                 |             | 7         | 5.61                | 30          |

**Average Power**

1. Power Meter offset = Attenuator loss + Cable loss
2. We apply to the offset in the 2.4 GHz range that was rounded off to the closest tenth dB.

So, 10.40 dB is offset for 2.4 GHz Band.

| 802.11b Mode    |             | Data Rate [Mbps] | Measured Power[dBm] | Duty Cycle Factor [dB] | Measured Power(dBm) + Duty Cycle Factor[dB] | Limit [dBm] |
|-----------------|-------------|------------------|---------------------|------------------------|---|-------------|
| Frequency [MHz] | Channel No. |                  |                     |                        |   |             |
| 2412            | 1           | 1                | 18.130              | 0.045                  | 18.175                                      | 30          |
|                 |             | 2                | 17.880              | 0.100                  | 17.980                                      | 30          |
|                 |             | 5.5              | 17.760              | 0.247                  | 18.007                                      | 30          |
|                 |             | 11               | 17.540              | 0.472                  | 18.012                                      | 30          |
| 2437            | 6           | 1                | 17.730              | 0.045                  | 17.775                                      | 30          |
|                 |             | 2                | 17.360              | 0.100                  | 17.460                                      | 30          |
|                 |             | 5.5              | 17.240              | 0.247                  | 17.487                                      | 30          |
|                 |             | 11               | 17.020              | 0.472                  | 17.492                                      | 30          |
| 2462            | 11          | 1                | 18.010              | 0.045                  | 18.055                                      | 30          |
|                 |             | 2                | 17.920              | 0.100                  | 18.020                                      | 30          |
|                 |             | 5.5              | 17.710              | 0.247                  | 17.957                                      | 30          |
|                 |             | 11               | 17.400              | 0.472                  | 17.872                                      | 30          |
| 2467            | 12          | 1                | 4.830               | 0.045                  | 4.875                                       | 30          |
|                 |             | 2                | 4.770               | 0.100                  | 4.870                                       | 30          |
|                 |             | 5.5              | 4.570               | 0.247                  | 4.817                                       | 30          |
|                 |             | 11               | 4.380               | 0.472                  | 4.852                                       | 30          |
| 2472            | 13          | 1                | -6.580              | 0.045                  | -6.535                                      | 30          |
|                 |             | 2                | -6.620              | 0.100                  | -6.520                                      | 30          |
|                 |             | 5.5              | -6.840              | 0.247                  | -6.593                                      | 30          |
|                 |             | 11               | -7.430              | 0.472                  | -6.958                                      | 30          |

| 802.11g Mode    |             | Data Rate [Mbps] | Measured Power[dBm] | Duty Cycle Factor [dB] | Measured Power(dBm) + Duty Cycle Factor[dB] | Limit [dBm] |
|-----------------|-------------|------------------|---------------------|------------------------|---|-------------|
| Frequency [MHz] | Channel No. |                  |                     |                        |   |             |
| 2412            | 1           | 6                | 14.780              | 0.297                  | 15.077                                      | 30          |
|                 |             | 9                | 14.670              | 0.435                  | 15.105                                      | 30          |
|                 |             | 12               | 14.530              | 0.568                  | 15.098                                      | 30          |
|                 |             | 18               | 14.290              | 0.814                  | 15.104                                      | 30          |
|                 |             | 24               | 14.040              | 1.046                  | 15.086                                      | 30          |
|                 |             | 36               | 13.680              | 1.438                  | 15.118                                      | 30          |
|                 |             | 48               | 13.260              | 1.809                  | 15.069                                      | 30          |
|                 |             | 54               | 13.100              | 1.940                  | 15.040                                      | 30          |
| 2437            | 6           | 6                | 16.380              | 0.297                  | 16.677                                      | 30          |
|                 |             | 9                | 16.250              | 0.435                  | 16.685                                      | 30          |
|                 |             | 12               | 16.040              | 0.568                  | 16.608                                      | 30          |
|                 |             | 18               | 15.900              | 0.814                  | 16.714                                      | 30          |
|                 |             | 24               | 15.560              | 1.046                  | 16.606                                      | 30          |
|                 |             | 36               | 15.170              | 1.438                  | 16.608                                      | 30          |
|                 |             | 48               | 14.820              | 1.809                  | 16.629                                      | 30          |
|                 |             | 54               | 14.700              | 1.940                  | 16.640                                      | 30          |
| 2462            | 11          | 6                | 13.910              | 0.297                  | 14.207                                      | 30          |
|                 |             | 9                | 13.770              | 0.435                  | 14.205                                      | 30          |
|                 |             | 12               | 13.650              | 0.568                  | 14.218                                      | 30          |
|                 |             | 18               | 13.300              | 0.814                  | 14.114                                      | 30          |
|                 |             | 24               | 13.130              | 1.046                  | 14.176                                      | 30          |
|                 |             | 36               | 12.720              | 1.438                  | 14.158                                      | 30          |
|                 |             | 48               | 12.270              | 1.809                  | 14.079                                      | 30          |
|                 |             | 54               | 12.150              | 1.940                  | 14.090                                      | 30          |
| 2467            | 12          | 6                | 4.450               | 0.297                  | 4.747                                       | 30          |
|                 |             | 9                | 4.530               | 0.435                  | 4.965                                       | 30          |
|                 |             | 12               | 4.310               | 0.568                  | 4.878                                       | 30          |
|                 |             | 18               | 4.180               | 0.814                  | 4.994                                       | 30          |
|                 |             | 24               | 3.850               | 1.046                  | 4.896                                       | 30          |
|                 |             | 36               | 3.460               | 1.438                  | 4.898                                       | 30          |
|                 |             | 48               | 3.150               | 1.809                  | 4.959                                       | 30          |
|                 |             | 54               | 2.850               | 1.940                  | 4.790                                       | 30          |
| 2472            | 13          | 6                | -5.780              | 0.297                  | -5.483                                      | 30          |
|                 |             | 9                | -6.020              | 0.435                  | -5.585                                      | 30          |
|                 |             | 12               | -6.270              | 0.568                  | -5.702                                      | 30          |
|                 |             | 18               | -6.000              | 0.814                  | -5.186                                      | 30          |
|                 |             | 24               | -6.490              | 1.046                  | -5.444                                      | 30          |
|                 |             | 36               | -7.130              | 1.438                  | -5.692                                      | 30          |
|                 |             | 48               | -7.110              | 1.809                  | -5.301                                      | 30          |
|                 |             | 54               | -7.750              | 1.940                  | -5.810                                      | 30          |

| 802.11n Mode    |             | MCS Index | Measured Power[dBm] | Duty Cycle Factor [dB] | Measured Power(dBm) + Duty Cycle Factor[dB] | Limit [dBm] |
|-----------------|-------------|-----------|---------------------|------------------------|---|-------------|
| Frequency [MHz] | Channel No. |           |                     |                        |   |             |
| 2412            | 1           | 0         | 14.630              | 0.315                  | 14.945                                      | 30          |
|                 |             | 1         | 14.360              | 0.598                  | 14.958                                      | 30          |
|                 |             | 2         | 14.090              | 0.840                  | 14.930                                      | 30          |
|                 |             | 3         | 13.830              | 1.063                  | 14.893                                      | 30          |
|                 |             | 4         | 13.490              | 1.443                  | 14.933                                      | 30          |
|                 |             | 5         | 13.120              | 1.774                  | 14.894                                      | 30          |
|                 |             | 6         | 13.080              | 1.886                  | 14.966                                      | 30          |
|                 |             | 7         | 12.930              | 2.041                  | 14.971                                      | 30          |
| 2437            | 6           | 0         | 16.210              | 0.315                  | 16.525                                      | 30          |
|                 |             | 1         | 15.860              | 0.598                  | 16.458                                      | 30          |
|                 |             | 2         | 15.710              | 0.840                  | 16.550                                      | 30          |
|                 |             | 3         | 15.400              | 1.063                  | 16.463                                      | 30          |
|                 |             | 4         | 15.040              | 1.443                  | 16.483                                      | 30          |
|                 |             | 5         | 14.680              | 1.774                  | 16.454                                      | 30          |
|                 |             | 6         | 14.600              | 1.886                  | 16.486                                      | 30          |
|                 |             | 7         | 14.420              | 2.041                  | 16.461                                      | 30          |
| 2462            | 11          | 0         | 13.650              | 0.315                  | 13.965                                      | 30          |
|                 |             | 1         | 13.370              | 0.598                  | 13.968                                      | 30          |
|                 |             | 2         | 13.140              | 0.840                  | 13.980                                      | 30          |
|                 |             | 3         | 12.950              | 1.063                  | 14.013                                      | 30          |
|                 |             | 4         | 12.530              | 1.443                  | 13.973                                      | 30          |
|                 |             | 5         | 12.280              | 1.774                  | 14.054                                      | 30          |
|                 |             | 6         | 12.100              | 1.886                  | 13.986                                      | 30          |
|                 |             | 7         | 11.950              | 2.041                  | 13.991                                      | 30          |
| 2467            | 12          | 0         | 4.400               | 0.315                  | 4.715                                       | 30          |
|                 |             | 1         | 4.100               | 0.598                  | 4.698                                       | 30          |
|                 |             | 2         | 3.860               | 0.840                  | 4.700                                       | 30          |
|                 |             | 3         | 3.590               | 1.063                  | 4.653                                       | 30          |
|                 |             | 4         | 3.290               | 1.443                  | 4.733                                       | 30          |
|                 |             | 5         | 2.950               | 1.774                  | 4.724                                       | 30          |
|                 |             | 6         | 2.880               | 1.886                  | 4.766                                       | 30          |
|                 |             | 7         | 2.630               | 2.041                  | 4.671                                       | 30          |
| 2472            | 13          | 0         | -6.370              | 0.315                  | -6.055                                      | 30          |
|                 |             | 1         | -6.310              | 0.598                  | -5.712                                      | 30          |
|                 |             | 2         | -6.010              | 0.840                  | -5.170                                      | 30          |
|                 |             | 3         | -6.610              | 1.063                  | -5.547                                      | 30          |
|                 |             | 4         | -6.900              | 1.443                  | -5.457                                      | 30          |
|                 |             | 5         | -7.170              | 1.774                  | -5.396                                      | 30          |
|                 |             | 6         | -7.670              | 1.886                  | -5.784                                      | 30          |
|                 |             | 7         | -7.750              | 2.041                  | -5.709                                      | 30          |



### 9.4 POWER SPECTRAL DENSITY

|         | Frequency (MHz) | Channel No. | Test Result               |                    |                   |                                       |             |
|---------|-----------------|-------------|---------------------------|--------------------|-------------------|---------------------------------------|-------------|
|         |                 |             | Average Worst Rate (Mbps) | Measured PSD (dBm) | Duty Cycle Factor | Measured PSD(dBm) + Duty Cycle Factor | Limit (dBm) |
| 802.11b | 2412            | 1           | 1Mbps                     | -12.756            | 0.000             | -12.756                               | 8           |
|         | 2437            | 6           | 1Mbps                     | -13.379            | 0.000             | -13.379                               | 8           |
|         | 2462            | 11          | 1Mbps                     | -13.339            | 0.000             | -13.339                               | 8           |
|         | 2467            | 12          | 1Mbps                     | -26.584            | 0.000             | -26.584                               | 8           |
|         | 2472            | 13          | 2Mbps                     | -37.927            | 0.100             | -37.827                               | 8           |

|         | Frequency (MHz) | Channel No. | Test Result               |                    |                   |                                       |             |
|---------|-----------------|-------------|---------------------------|--------------------|-------------------|---------------------------------------|-------------|
|         |                 |             | Average Worst Rate (Mbps) | Measured PSD (dBm) | Duty Cycle Factor | Measured PSD(dBm) + Duty Cycle Factor | Limit (dBm) |
| 802.11g | 2412            | 1           | 36Mbps                    | -18.929            | 1.438             | -17.491                               | 8           |
|         | 2437            | 6           | 18Mbps                    | -17.176            | 0.814             | -16.362                               | 8           |
|         | 2462            | 11          | 12Mbps                    | -19.914            | 0.568             | -19.346                               | 8           |
|         | 2467            | 12          | 18Mbps                    | -28.716            | 0.814             | -27.902                               | 8           |
|         | 2472            | 13          | 18Mbps                    | -39.467            | 0.814             | -38.653                               | 8           |

|         | Frequency (MHz) | Channel No. | Test Result               |                    |                   |                                       |             |
|---------|-----------------|-------------|---------------------------|--------------------|-------------------|---------------------------------------|-------------|
|         |                 |             | Average Worst Rate (Mbps) | Measured PSD (dBm) | Duty Cycle Factor | Measured PSD(dBm) + Duty Cycle Factor | Limit (dBm) |
| 802.11n | 2412            | 1           | MCS7                      | -16.939            | 2.041             | -14.898                               | 8           |
|         | 2437            | 6           | MCS2                      | -16.468            | 0.840             | -15.628                               | 8           |
|         | 2462            | 11          | MCS5                      | -17.737            | 1.774             | -15.963                               | 8           |
|         | 2467            | 12          | MCS6                      | -27.162            | 1.886             | -25.276                               | 8           |
|         | 2472            | 13          | MCS2                      | -38.235            | 0.840             | -37.395                               | 8           |

**Note :**

1. Spectrum reading values are not plot data.

The PSD results in plot is already including the actual values of loss for the attenuator and cable combination.

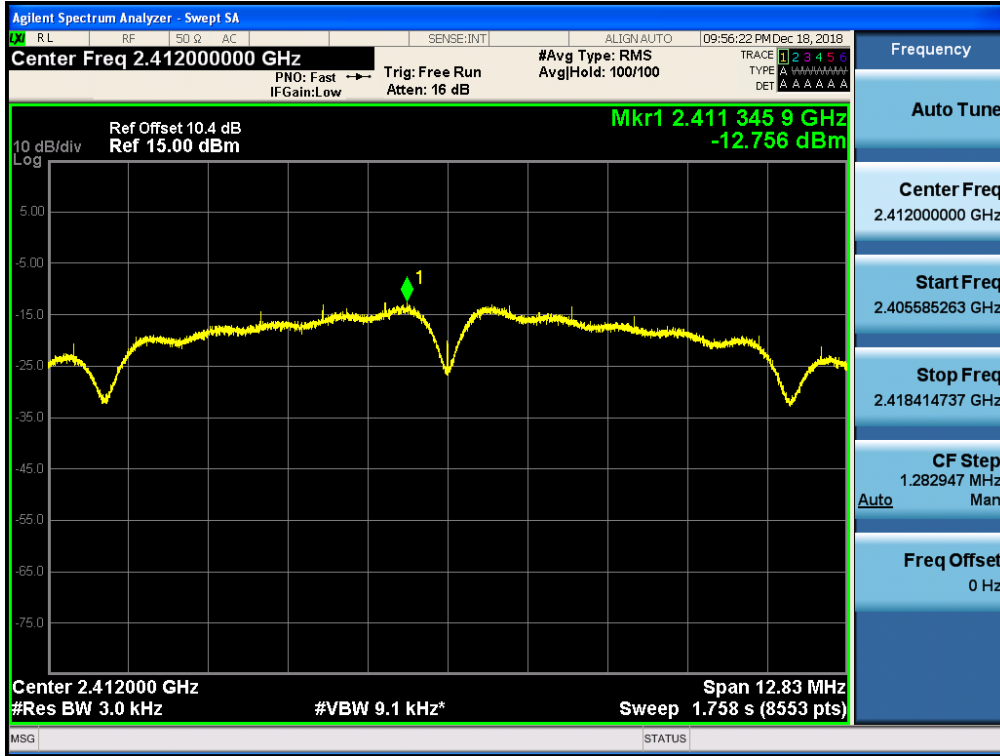
2. Spectrum offset = Attenuator loss + Cable loss

3. We apply to the offset in the 2.4 GHz range that was rounded off to the closest tenth dB.

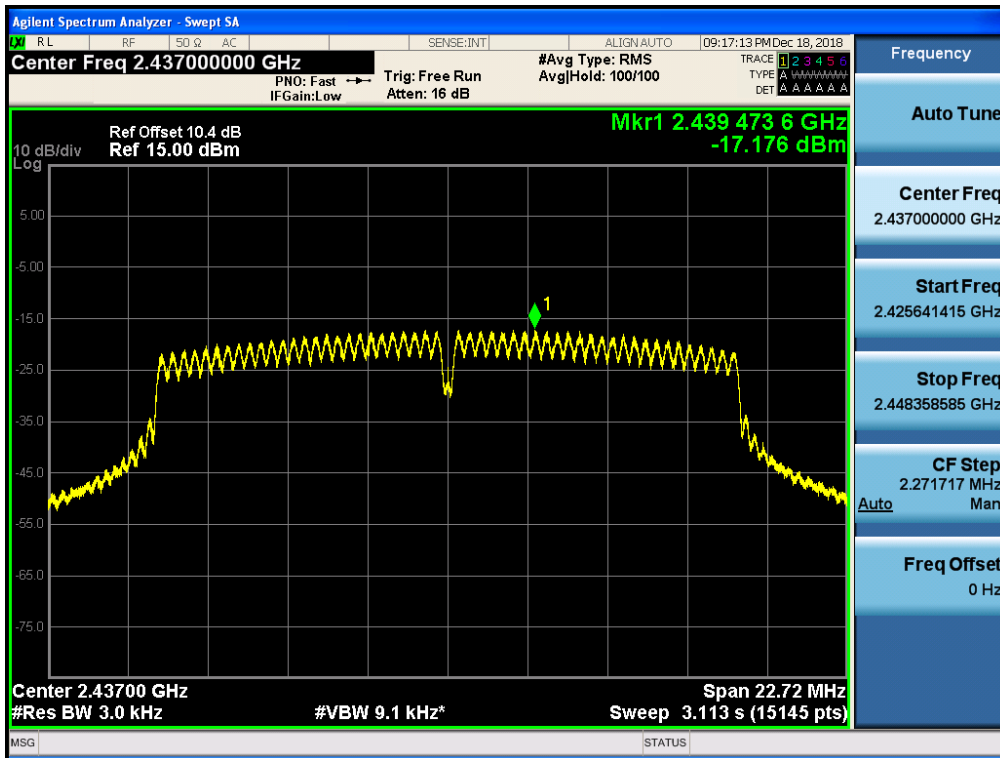
So, 10.40 dB is offset for 2.4 GHz Band.

■ Test Plots [Ant1]

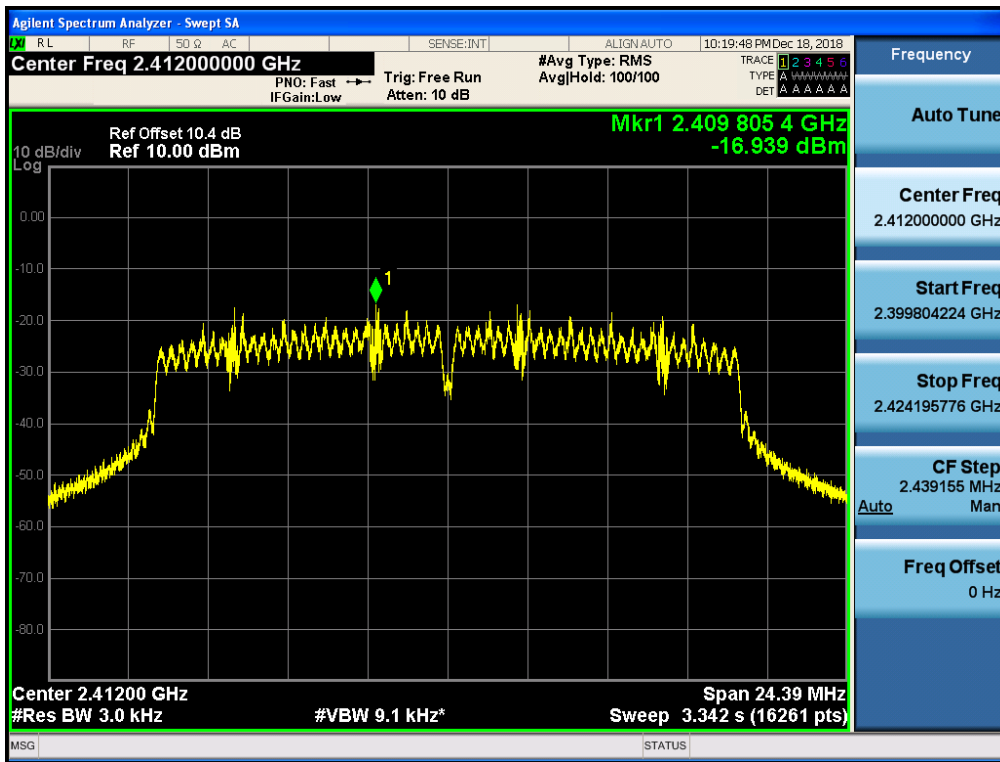
Power Spectral Density (802.11b-CH 1)



Power Spectral Density (802.11g-CH 6)



Power Spectral Density (802.11n\_HT20 -CH 1)



## 9.5 BAND EDGE/ CONDUCTED SPURIOUS EMISSIONS

**Note:**

Test Result : please refer to the plot below.

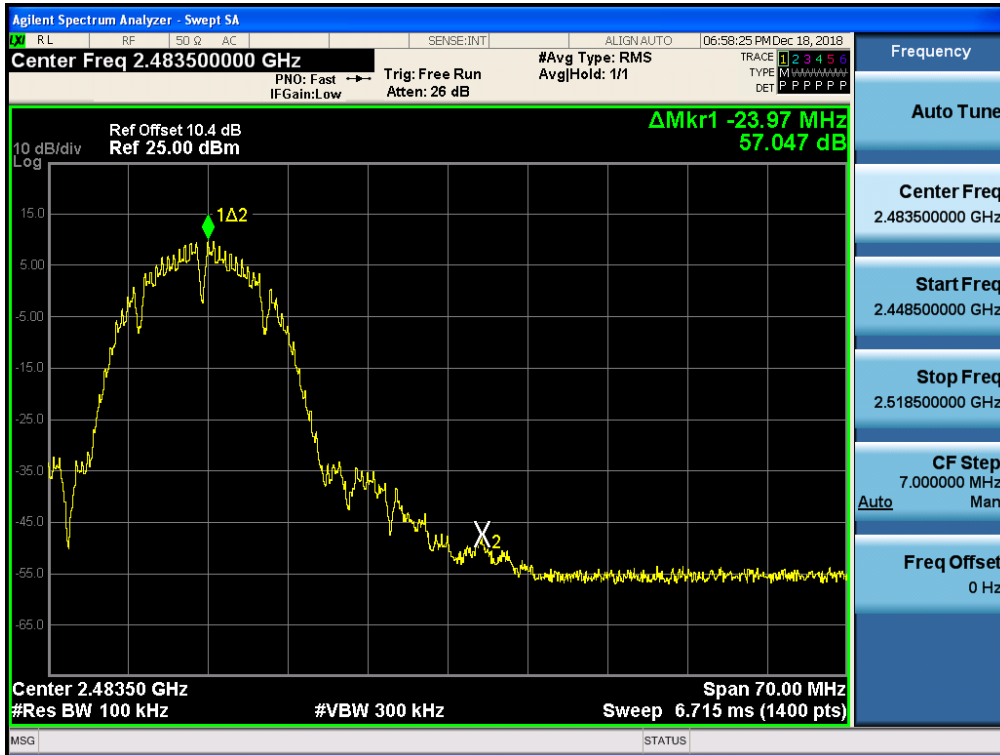
In order to simplify the report, attached plots were only the worst case channel and data rate.

■ Test Plots(BandEdge)

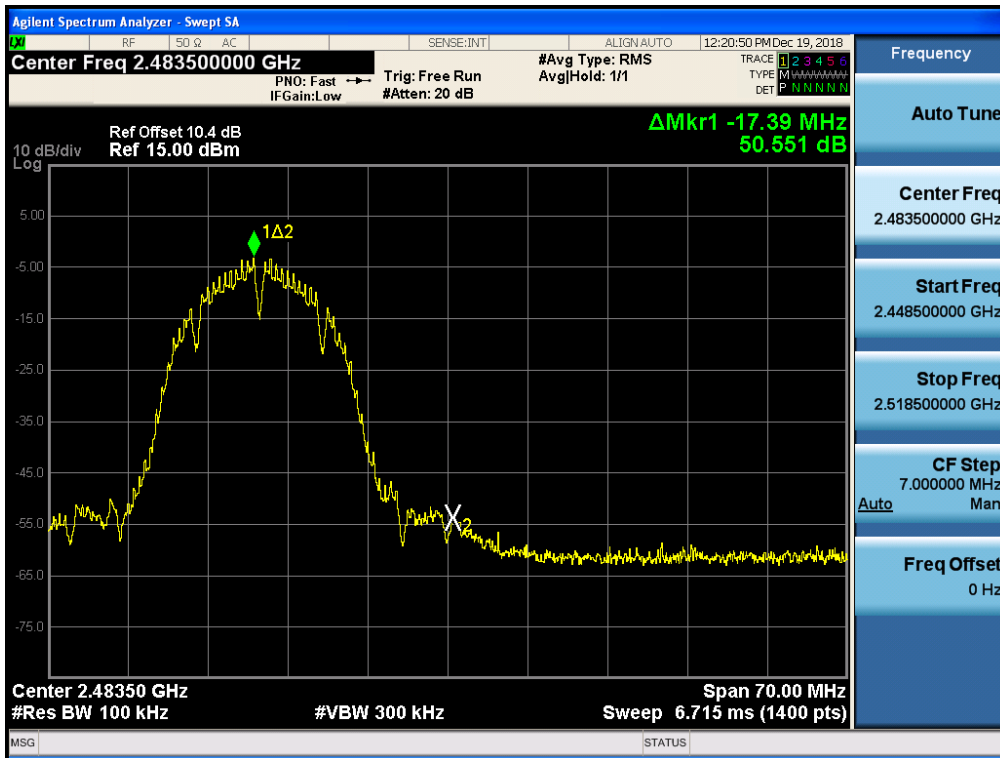
Band Edge (802.11b-CH1)



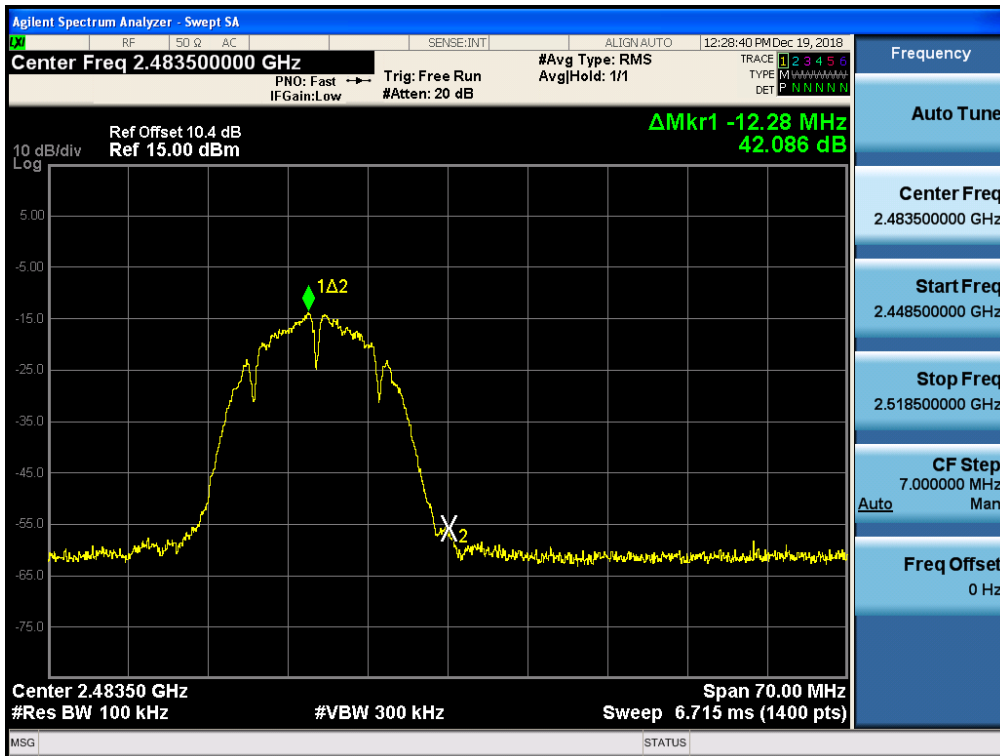
Band Edge (802.11b-CH11)



Band Edge (802.11b-CH12)



Band Edge (802.11b-CH13)



Band Edge (802.11g-CH1)

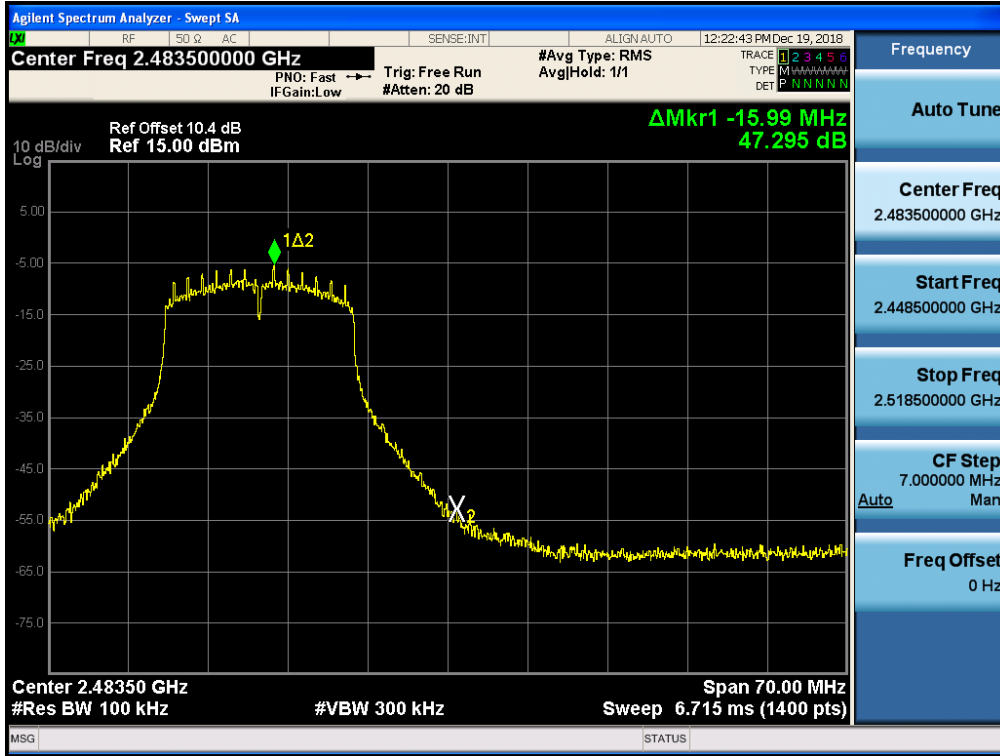


Band Edge (802.11g-CH11)

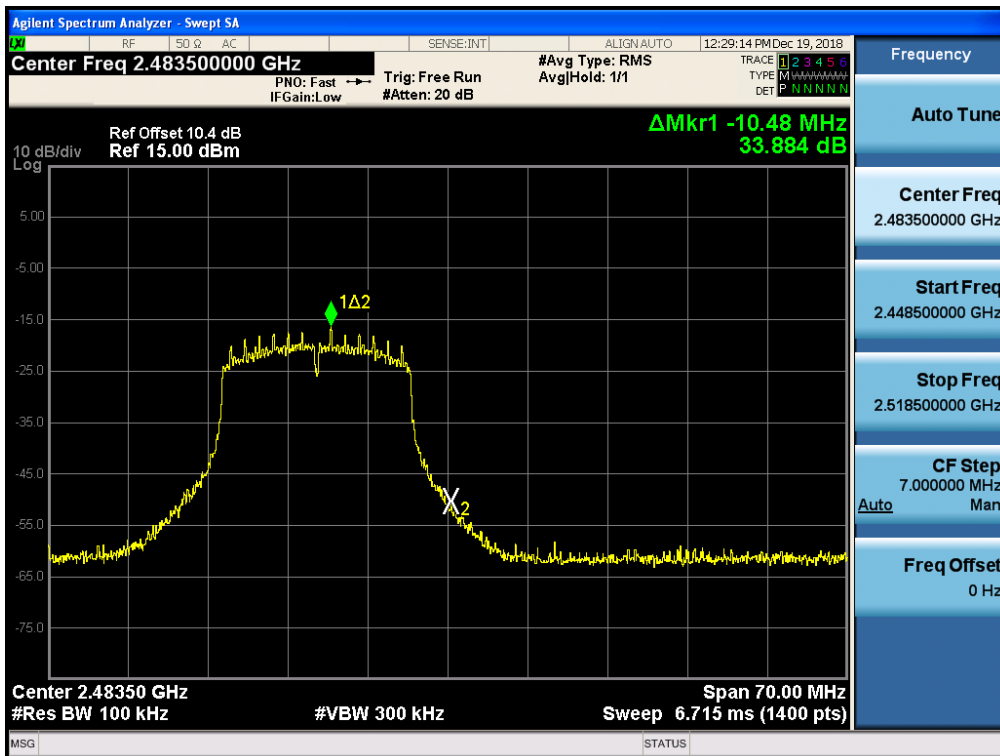




Band Edge (802.11g-CH12)



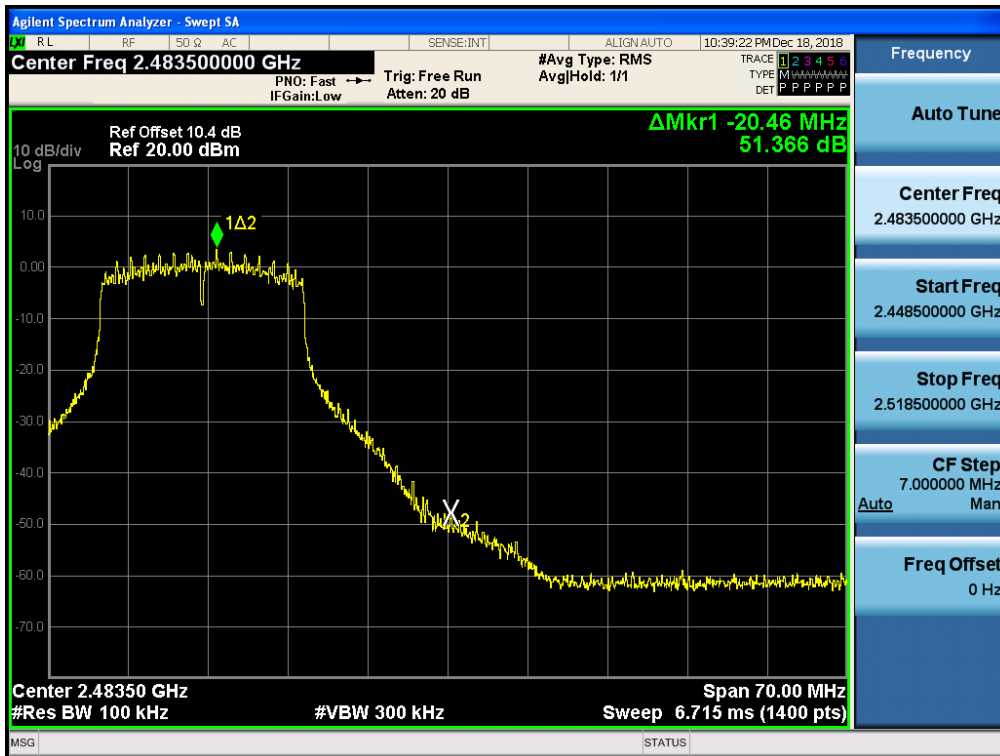
Band Edge (802.11g-CH13)



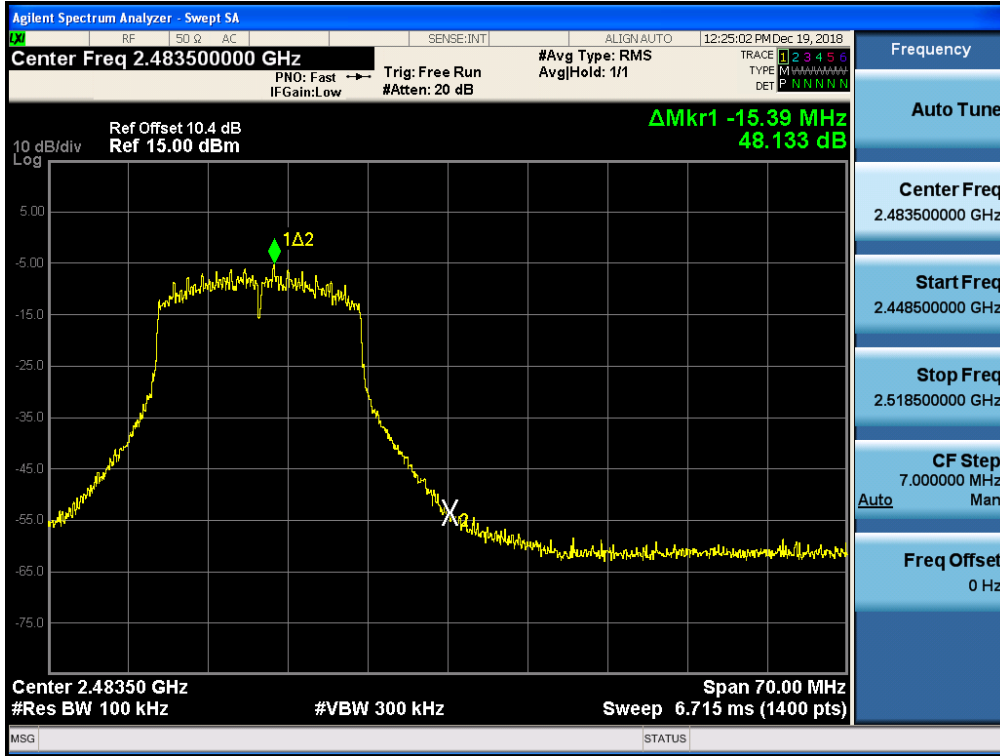
Band Edge (802.11n\_HT20-CH1)



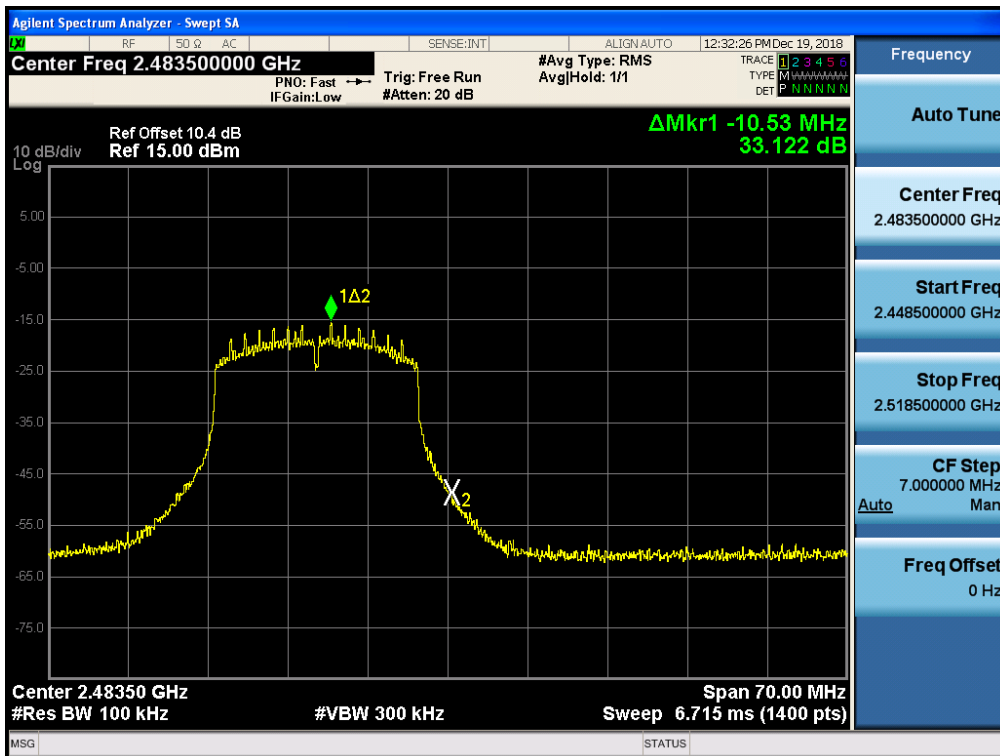
Band Edge (802.11n\_HT20-CH11)



Band Edge (802.11n\_HT20-CH12)



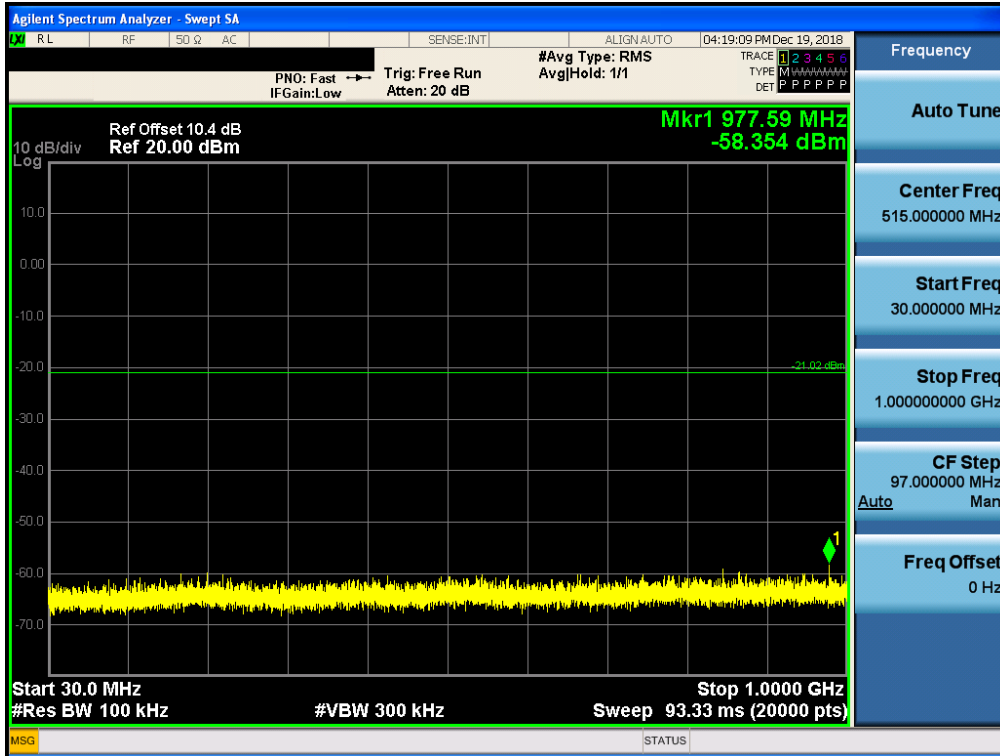
Band Edge (802.11n\_HT20-CH13)



■ Test Plots(Conducted Spurious Emission)

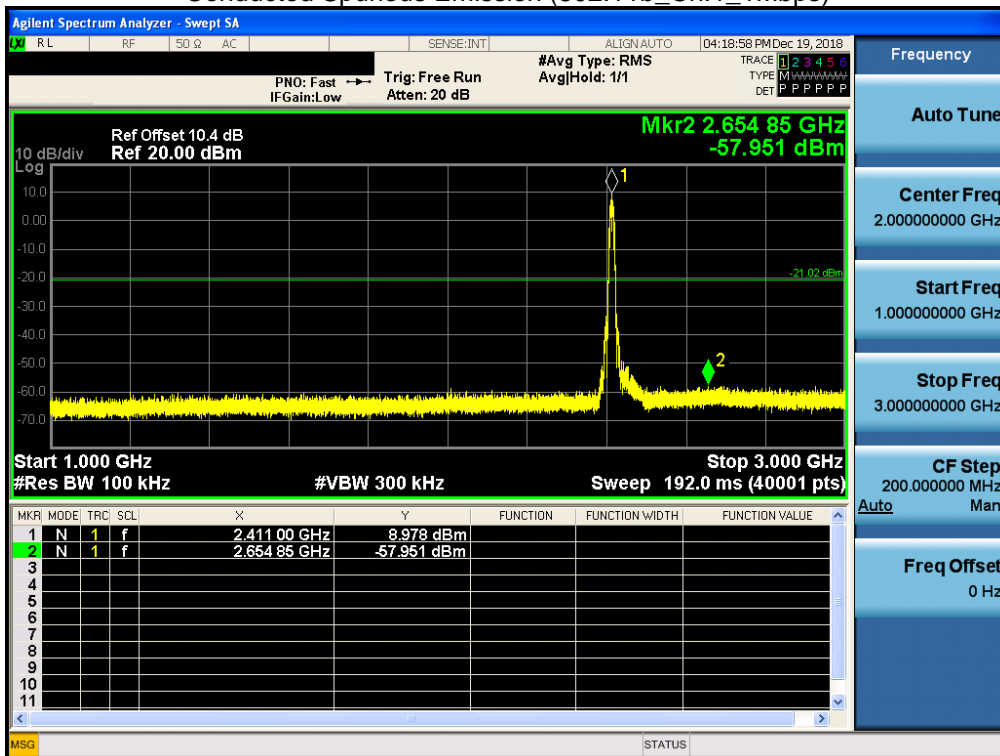
30 MHz ~ 1 GHz

Conducted Spurious Emission (802.11b\_Ch.1\_1Mbps)



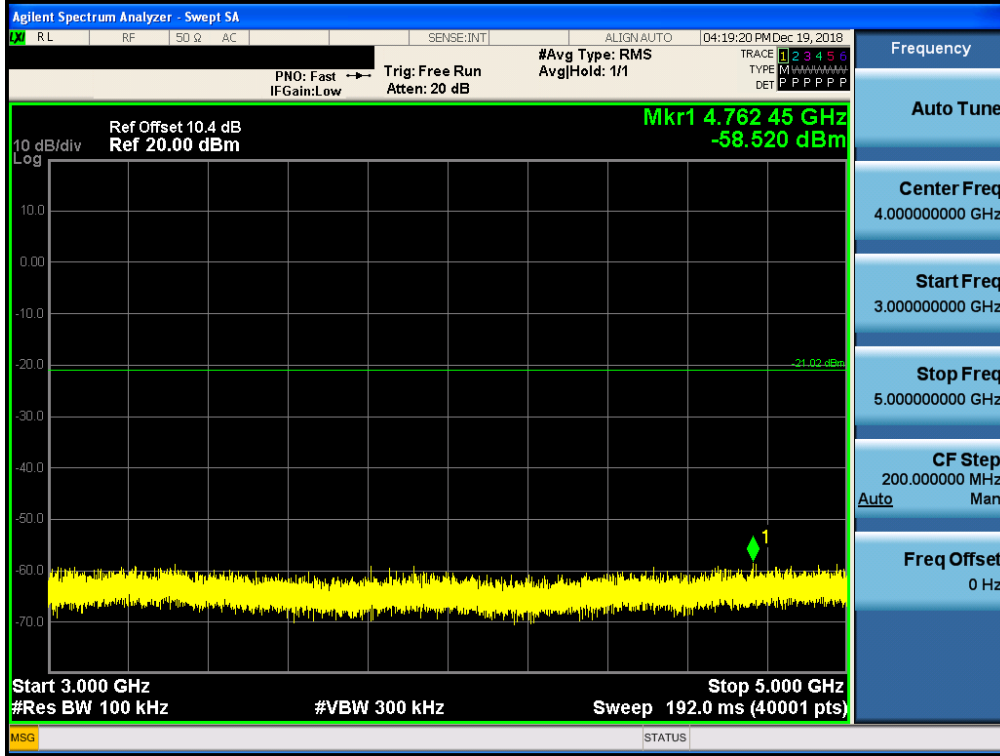
1 GHz ~ 3 GHz

Conducted Spurious Emission (802.11b\_Ch.1\_1Mbps)



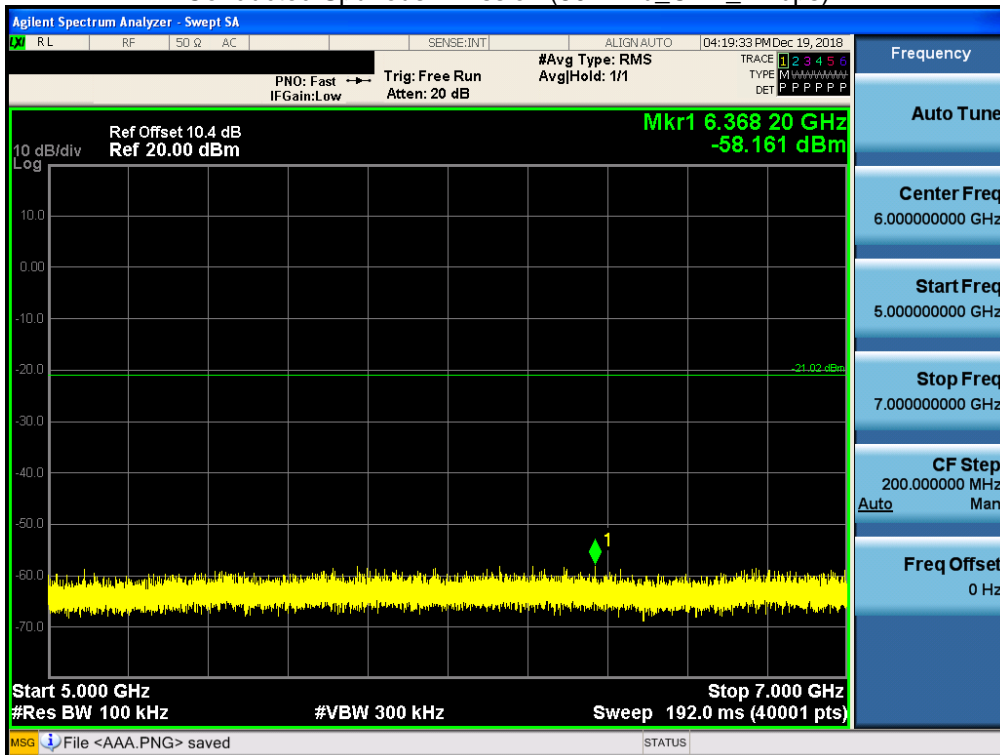
3 GHz ~ 5 GHz

Conducted Spurious Emission (802.11b\_Ch.1\_1Mbps)



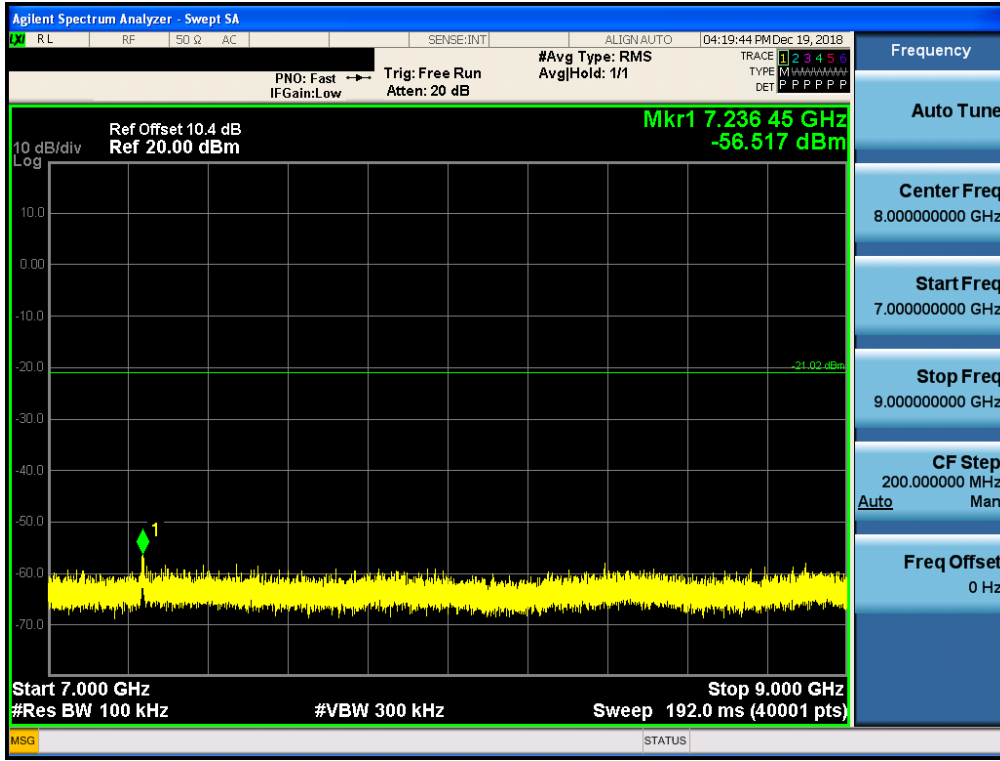
5 GHz ~ 7 GHz

Conducted Spurious Emission (802.11b\_Ch.1\_1Mbps)



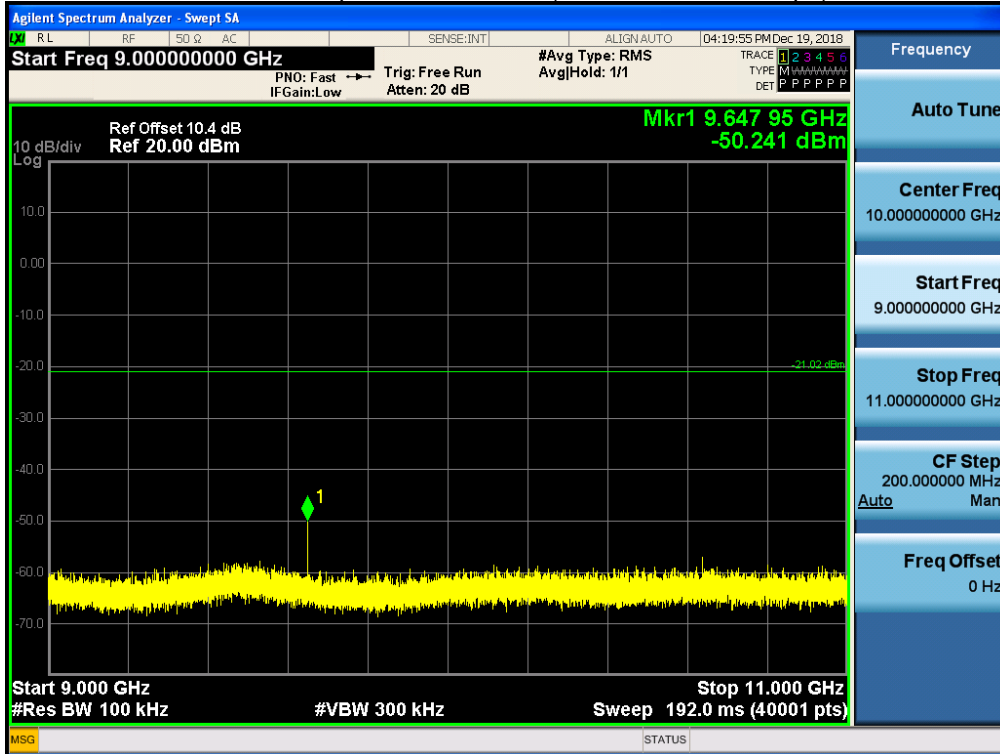
7 GHz ~ 9 GHz

Conducted Spurious Emission (802.11b\_Ch.1\_1Mbps)



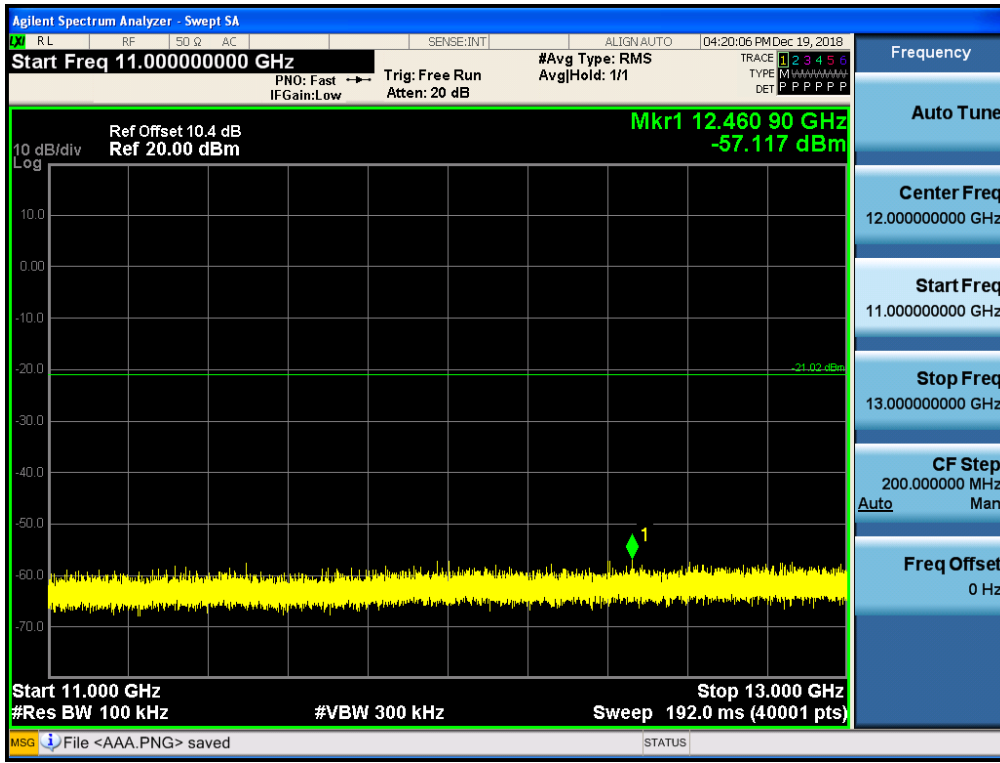
9 GHz ~ 11 GHz

Conducted Spurious Emission (802.11b\_Ch.1\_1Mbps)



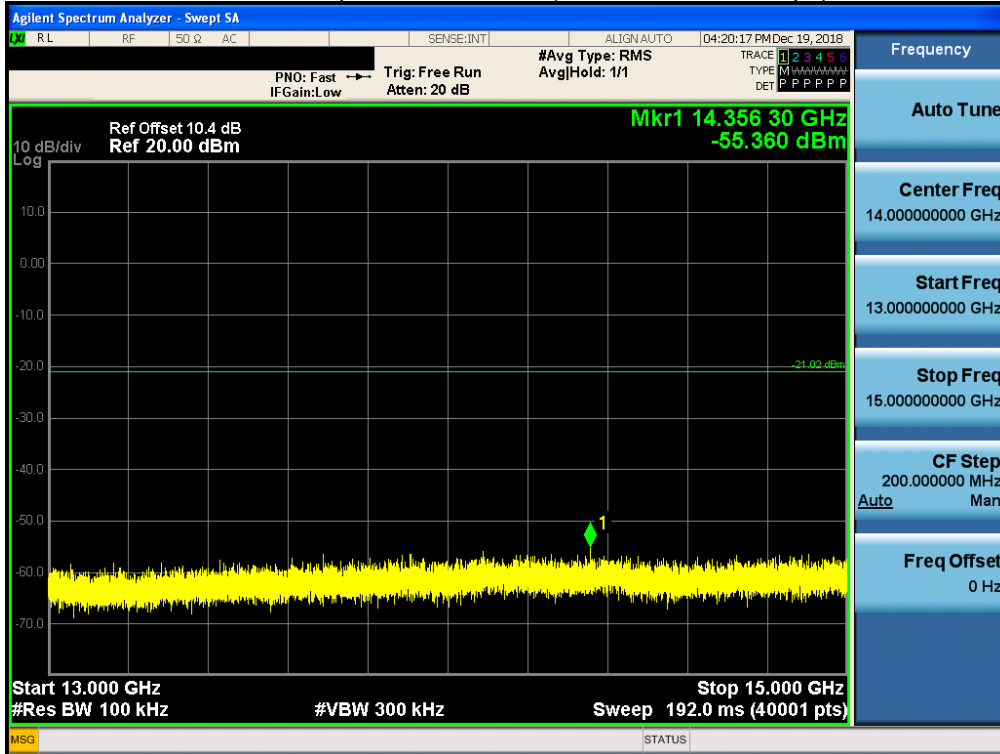
11 GHz ~ 13 GHz

Conducted Spurious Emission (802.11b\_Ch.1\_1Mbps)



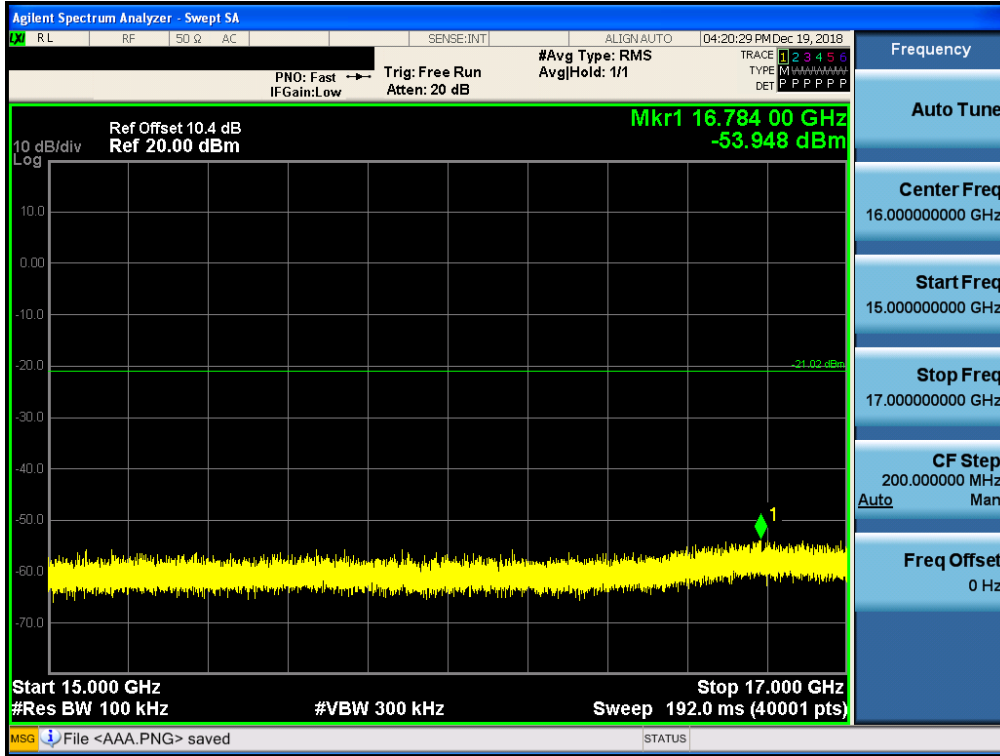
13 GHz ~ 15 GHz

Conducted Spurious Emission (802.11b\_Ch.1\_1Mbps)



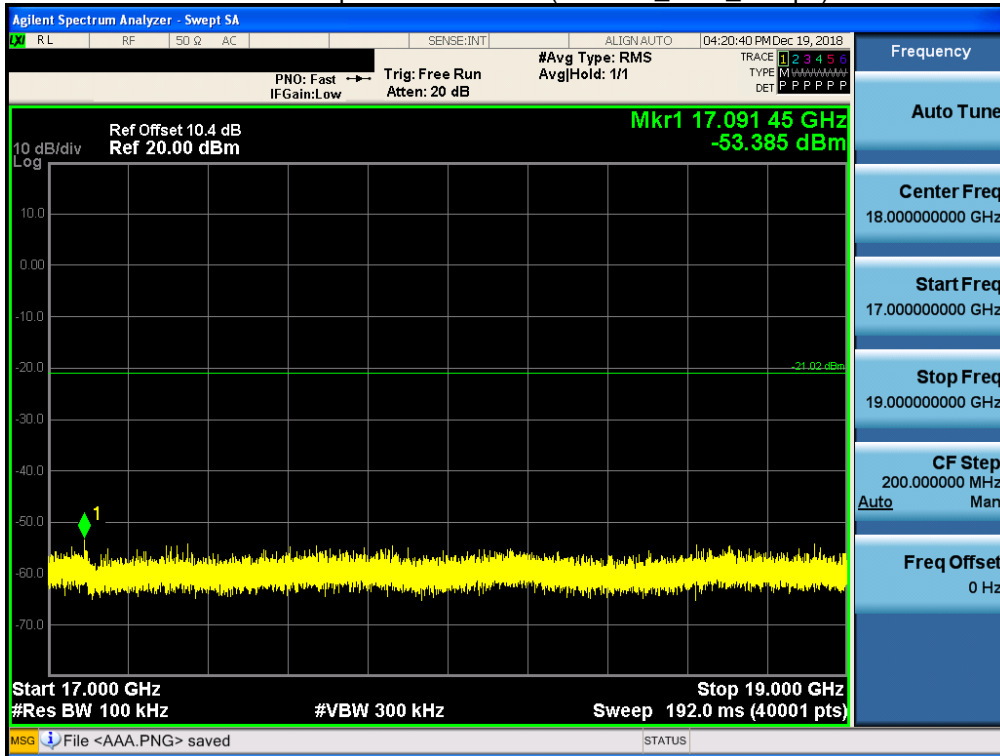
15 GHz ~ 17 GHz

Conducted Spurious Emission (802.11b\_Ch.1\_1Mbps)



17 GHz ~ 19 GHz

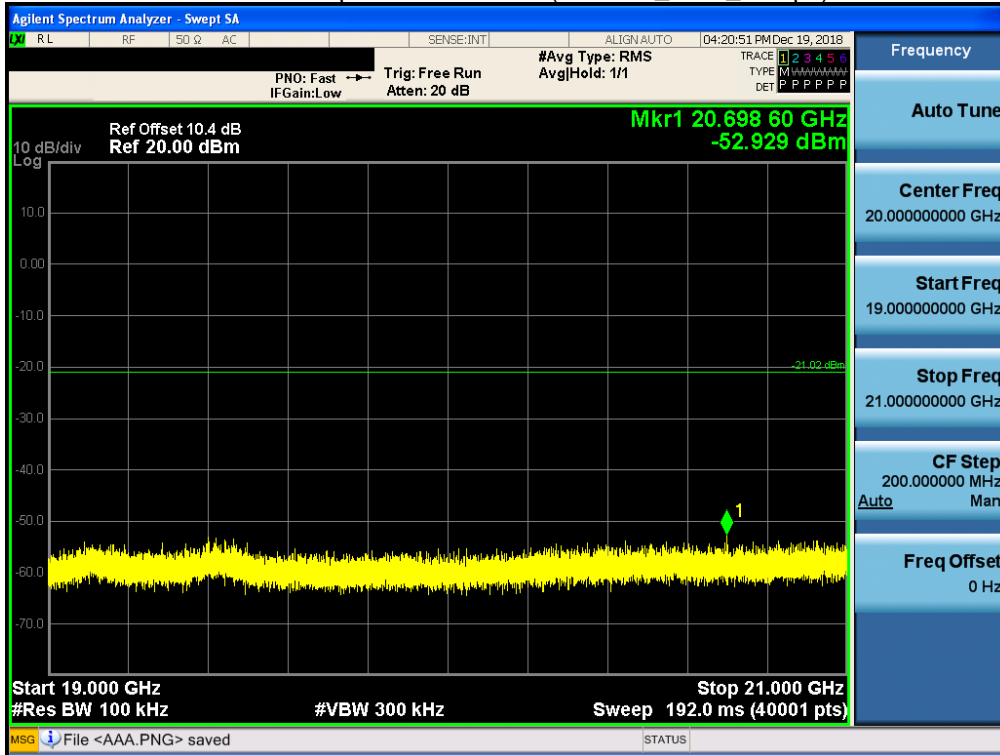
Conducted Spurious Emission (802.11b\_Ch.1\_1Mbps)





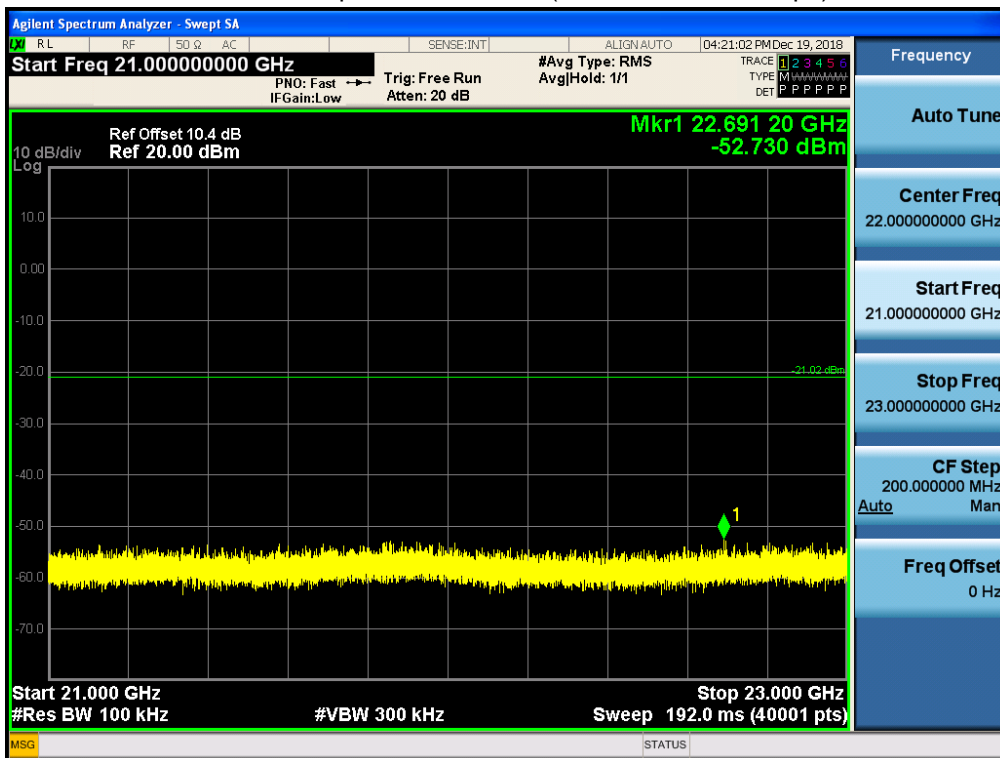
19 GHz ~ 21 GHz

Conducted Spurious Emission (802.11b\_Ch.1\_1Mbps)



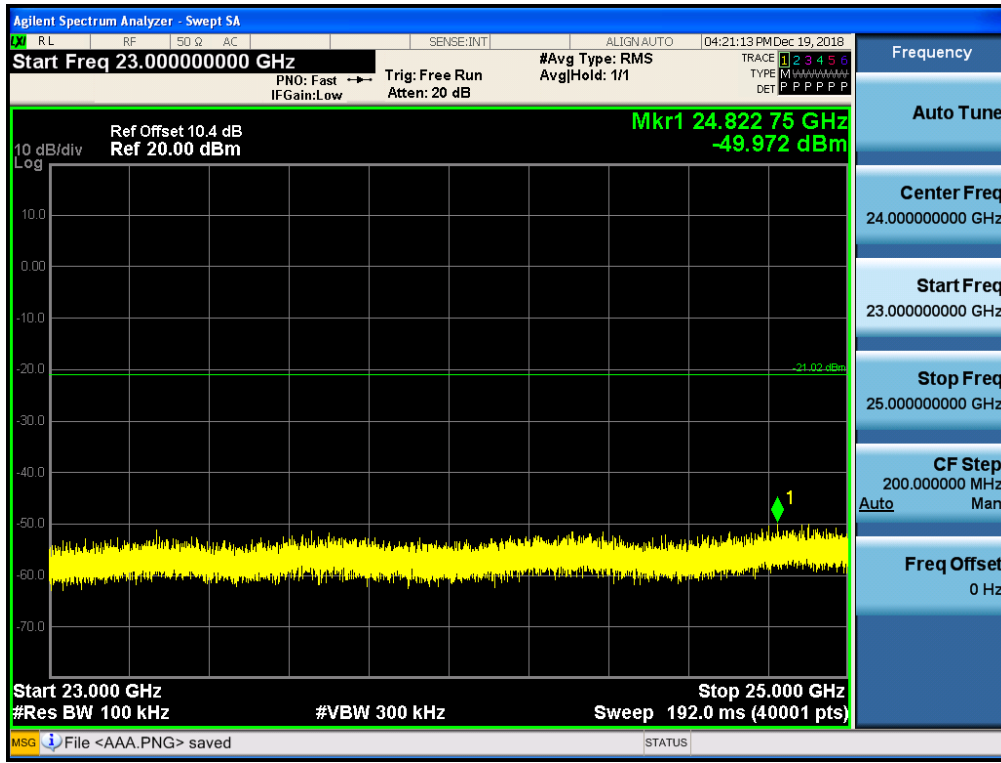
21 GHz ~ 23 GHz

Conducted Spurious Emission (802.11b\_Ch.1\_1Mbps)



23 GHz ~ 25 GHz

Conducted Spurious Emission (802.11b\_Ch.1\_1Mbps)



## 9.6 RADIATED SPURIOUS EMISSIONS

### Frequency Range : 9 kHz – 30MHz

| Frequency               | Reading | Ant. factor | Cable loss | Ant. POL | Total  | Limit  | Margin |
|-------------------------|---------|-------------|------------|----------|--------|--------|--------|
| MHz                     | dBuV/m  | dBm/m       | dBm        | (H/V)    | dBuV/m | dBuV/m | dB     |
| No Critical peaks found |         |             |            |          |        |        |        |

**Note:**

1. The reading of emissions are attenuated more than 20 dB below the permissible limits or the field strength is too small to be measured.
2. Distance extrapolation factor =  $40 \cdot \log(\text{specific distance} / \text{test distance})$  (dB)
3. Limit line = specific Limits (dBuV) + Distance extrapolation factor
4. The test results for below 30 MHz is correlated to an open site.  
The result on OATS is about 2 dB higher than semi-anechoic chamber(10 m chamber)

### Frequency Range : Below 1 GHz

| Frequency               | Reading | Ant. factor | Cable loss | Ant. POL | Total  | Limit  | Margin |
|-------------------------|---------|-------------|------------|----------|--------|--------|--------|
| MHz                     | dBuV/m  | dBm/m       | dBm        | (H/V)    | dBuV/m | dBuV/m | dB     |
| No Critical peaks found |         |             |            |          |        |        |        |

**Note:**

1. Radiated emissions measured in frequency range from 30 MHz to 1000 MHz were made with an instrument using Quasi peak detector mode.

**Frequency Range : Above 1 GHz**

Operation Mode: 802.11b  
 Transfer Rate: 1 Mbps  
 Operating Frequency: 2412  
 Channel No. 01 Ch

| Frequency [MHz] | Reading [dBuV] | A.F.+C.L.-A.G+D.F. [dB] | ANT. POL [H/V] | Total [dBuV/m] | Limit [dBuV/m] | Margin [dB] | Measurement Type |
|-----------------|----------------|-------------------------|----------------|----------------|----------------|-------------|------------------|
| 4824            | 50.27          | 1.95                    | V              | 52.22          | 73.98          | 21.76       | PK               |
| 4824            | 37.54          | 1.95                    | V              | 39.49          | 53.98          | 14.49       | AV               |
| 7236            | 49.07          | 9.86                    | V              | 58.93          | 73.98          | 15.05       | PK               |
| 7236            | 37.61          | 9.86                    | V              | 47.47          | 53.98          | 6.51        | AV               |
| 4824            | 50.82          | 1.95                    | H              | 52.77          | 73.98          | 21.21       | PK               |
| 4824            | 38.61          | 1.95                    | H              | 40.56          | 53.98          | 13.42       | AV               |
| 7236            | 49.84          | 9.86                    | H              | 59.70          | 73.98          | 14.28       | PK               |
| 7236            | 37.86          | 9.86                    | H              | 47.72          | 53.98          | 6.26        | AV               |

Operation Mode: 802.11g  
 Transfer Rate: 6 Mbps  
 Operating Frequency: 2412  
 Channel No. 01 Ch

| Frequency [MHz] | Reading [dBuV] | Duty Cycle Factor [dB] | A.F.+C.L.-A.G+D.F. [dB] | ANT. POL [H/V] | Total [dBuV/m] | Limit [dBuV/m] | Margin [dB] | Measurement Type |
|-----------------|----------------|------------------------|-------------------------|----------------|----------------|----------------|-------------|------------------|
| 4824            | 49.77          | 0.00                   | 1.95                    | V              | 51.72          | 73.98          | 22.26       | PK               |
| 4824            | 37.52          | 0.30                   | 1.95                    | V              | 39.77          | 53.98          | 14.21       | AV               |
| 7236            | 48.19          | 0.00                   | 9.86                    | V              | 58.05          | 73.98          | 15.93       | PK               |
| 7236            | 36.58          | 0.30                   | 9.86                    | V              | 46.74          | 53.98          | 7.24        | AV               |
| 4824            | 50.46          | 0.00                   | 1.95                    | H              | 52.41          | 73.98          | 21.57       | PK               |
| 4824            | 38.64          | 0.30                   | 1.95                    | H              | 40.89          | 53.98          | 13.09       | AV               |
| 7236            | 49.50          | 0.00                   | 9.86                    | H              | 59.36          | 73.98          | 14.62       | PK               |
| 7236            | 37.77          | 0.30                   | 9.86                    | H              | 47.93          | 53.98          | 6.05        | AV               |

Operation Mode: 802.11n (HT20)  
 Transfer MCS Index: 0  
 Operating Frequency: 2412  
 Channel No. 01 Ch

| Frequency [MHz] | Reading [dBuV] | Duty Cycle Factor [dB] | A.F.+C.L.-A.G+D.F. [dB] | ANT. POL [H/V] | Total [dBuV/m] | Limit [dBuV/m] | Margin [dB] | Measurement Type |
|-----------------|----------------|------------------------|-------------------------|----------------|----------------|----------------|-------------|------------------|
| 4824            | 50.19          | 0.00                   | 1.95                    | V              | 52.14          | 73.98          | 21.84       | PK               |
| 4824            | 37.64          | 0.32                   | 1.95                    | V              | 39.91          | 53.98          | 14.08       | AV               |
| 7236            | 48.90          | 0.00                   | 9.86                    | V              | 58.76          | 73.98          | 15.22       | PK               |
| 7236            | 36.28          | 0.32                   | 9.86                    | V              | 46.46          | 53.98          | 7.53        | AV               |
| 4824            | 50.32          | 0.00                   | 1.95                    | H              | 52.27          | 73.98          | 21.71       | PK               |
| 4824            | 38.72          | 0.32                   | 1.95                    | H              | 40.99          | 53.98          | 13.00       | AV               |
| 7236            | 49.81          | 0.00                   | 9.86                    | H              | 59.67          | 73.98          | 14.31       | PK               |
| 7236            | 37.75          | 0.32                   | 9.86                    | H              | 47.93          | 53.98          | 6.06        | AV               |

Operation Mode: 802.11b  
 Transfer Rate: 1 Mbps  
 Operating Frequency: 2437  
 Channel No. 06 Ch

| Frequency [MHz] | Reading [dBuV] | A.F.+C.L.-A.G+D.F. [dB] | ANT. POL [H/V] | Total [dBuV/m] | Limit [dBuV/m] | Margin [dB] | Measurement Type |
|-----------------|----------------|-------------------------|----------------|----------------|----------------|-------------|------------------|
| 4874            | 50.73          | 2.33                    | V              | 53.06          | 73.98          | 20.92       | PK               |
| 4874            | 38.05          | 2.33                    | V              | 40.38          | 53.98          | 13.60       | AV               |
| 7311            | 48.75          | 10.14                   | V              | 58.89          | 73.98          | 15.09       | PK               |
| 7311            | 36.51          | 10.14                   | V              | 46.65          | 53.98          | 7.33        | AV               |
| 4874            | 51.70          | 2.33                    | H              | 54.03          | 73.98          | 19.95       | PK               |
| 4874            | 38.74          | 2.33                    | H              | 41.07          | 53.98          | 12.91       | AV               |
| 7311            | 50.19          | 10.14                   | H              | 60.33          | 73.98          | 13.65       | PK               |
| 7311            | 37.82          | 10.14                   | H              | 47.96          | 53.98          | 6.02        | AV               |

Operation Mode: 802.11g  
 Transfer Rate: 6 Mbps  
 Operating Frequency: 2437  
 Channel No. 06 Ch

| Frequency [MHz] | Reading [dBuV] | Duty Cycle Factor [dB] | A.F.+C.L.-A.G+D.F. [dB] | ANT. POL [H/V] | Total [dBuV/m] | Limit [dBuV/m] | Margin [dB] | Measurement Type |
|-----------------|----------------|------------------------|-------------------------|----------------|----------------|----------------|-------------|------------------|
| 4874            | 49.76          | 0.00                   | 2.33                    | V              | 52.09          | 73.98          | 21.89       | PK               |
| 4874            | 38.44          | 0.30                   | 2.33                    | V              | 41.07          | 53.98          | 12.91       | AV               |
| 7311            | 48.31          | 0.00                   | 10.14                   | V              | 58.45          | 73.98          | 15.53       | PK               |
| 7311            | 36.84          | 0.30                   | 10.14                   | V              | 47.28          | 53.98          | 6.70        | AV               |
| 4874            | 50.99          | 0.00                   | 2.33                    | H              | 53.32          | 73.98          | 20.66       | PK               |
| 4874            | 38.62          | 0.30                   | 2.33                    | H              | 41.25          | 53.98          | 12.73       | AV               |
| 7311            | 50.23          | 0.00                   | 10.14                   | H              | 60.37          | 73.98          | 13.61       | PK               |
| 7311            | 37.92          | 0.30                   | 10.14                   | H              | 48.36          | 53.98          | 5.62        | AV               |

Operation Mode: 802.11n (HT20)  
 Transfer MCS Index: 0  
 Operating Frequency: 2437  
 Channel No. 06 Ch

| Frequency [MHz] | Reading [dBuV] | Duty Cycle Factor [dB] | A.F.+C.L.-A.G+D.F. [dB] | ANT. POL [H/V] | Total [dBuV/m] | Limit [dBuV/m] | Margin [dB] | Measurement Type |
|-----------------|----------------|------------------------|-------------------------|----------------|----------------|----------------|-------------|------------------|
| 4874            | 50.44          | 0.00                   | 2.33                    | V              | 52.77          | 73.98          | 21.21       | PK               |
| 4874            | 38.12          | 0.32                   | 2.33                    | V              | 40.77          | 53.98          | 13.22       | AV               |
| 7311            | 49.65          | 0.00                   | 10.14                   | V              | 59.79          | 73.98          | 14.19       | PK               |
| 7311            | 37.05          | 0.32                   | 10.14                   | V              | 47.51          | 53.98          | 6.48        | AV               |
| 4874            | 50.88          | 0.00                   | 2.33                    | H              | 53.21          | 73.98          | 20.77       | PK               |
| 4874            | 38.59          | 0.32                   | 2.33                    | H              | 41.24          | 53.98          | 12.75       | AV               |
| 7311            | 50.23          | 0.00                   | 10.14                   | H              | 60.37          | 73.98          | 13.61       | PK               |
| 7311            | 37.82          | 0.32                   | 10.14                   | H              | 48.28          | 53.98          | 5.71        | AV               |

Operation Mode: 802.11b  
 Transfer Rate: 1 Mbps  
 Operating Frequency: 2462  
 Channel No.: 11 Ch

| Frequency [MHz] | Reading [dBuV] | A.F.+C.L.-A.G+D.F. [dB] | ANT. POL [H/V] | Total [dBuV/m] | Limit [dBuV/m] | Margin [dB] | Measurement Type |
|-----------------|----------------|-------------------------|----------------|----------------|----------------|-------------|------------------|
| 4924            | 48.64          | 2.28                    | V              | 50.92          | 73.98          | 23.06       | PK               |
| 4924            | 36.42          | 2.28                    | V              | 38.70          | 53.98          | 15.28       | AV               |
| 7386            | 48.88          | 9.81                    | V              | 58.69          | 73.98          | 15.29       | PK               |
| 7386            | 36.81          | 9.81                    | V              | 46.62          | 53.98          | 7.36        | AV               |
| 4924            | 50.36          | 2.28                    | H              | 52.64          | 73.98          | 21.34       | PK               |
| 4924            | 37.81          | 2.28                    | H              | 40.09          | 53.98          | 13.89       | AV               |
| 7386            | 49.25          | 9.81                    | H              | 59.06          | 73.98          | 14.92       | PK               |
| 7386            | 36.89          | 9.81                    | H              | 46.70          | 53.98          | 7.28        | AV               |

Operation Mode: 802.11g  
 Transfer Rate: 6 Mbps  
 Operating Frequency: 2462  
 Channel No.: 11 Ch

| Frequency [MHz] | Reading [dBuV] | Duty Cycle Factor [dB] | A.F.+C.L.-A.G+D.F. [dB] | ANT. POL [H/V] | Total [dBuV/m] | Limit [dBuV/m] | Margin [dB] | Measurement Type |
|-----------------|----------------|------------------------|-------------------------|----------------|----------------|----------------|-------------|------------------|
| 4924            | 49.84          | 0.00                   | 2.28                    | V              | 52.12          | 73.98          | 21.86       | PK               |
| 4924            | 37.96          | 0.30                   | 2.28                    | V              | 40.54          | 53.98          | 13.44       | AV               |
| 7386            | 48.81          | 0.00                   | 9.81                    | V              | 58.62          | 73.98          | 15.36       | PK               |
| 7386            | 35.74          | 0.30                   | 9.81                    | V              | 45.85          | 53.98          | 8.13        | AV               |
| 4924            | 50.45          | 0.00                   | 2.28                    | H              | 52.73          | 73.98          | 21.25       | PK               |
| 4924            | 38.03          | 0.30                   | 2.28                    | H              | 40.61          | 53.98          | 13.37       | AV               |
| 7386            | 49.02          | 0.00                   | 9.81                    | H              | 58.83          | 73.98          | 15.15       | PK               |
| 7386            | 36.96          | 0.30                   | 9.81                    | H              | 47.07          | 53.98          | 6.91        | AV               |

|                     |                |
|---------------------|----------------|
| Operation Mode:     | 802.11n (HT20) |
| Transfer MCS Index: | 0              |
| Operating Frequency | 2462           |
| Channel No.         | 11 Ch          |

| Frequency [MHz] | Reading [dBuV] | Duty Cycle Factor [dB] | A.F.+C.L.-A.G+D.F. [dB] | ANT. POL [H/V] | Total [dBuV/m] | Limit [dBuV/m] | Margin [dB] | Measurement Type |
|-----------------|----------------|------------------------|-------------------------|----------------|----------------|----------------|-------------|------------------|
| 4924            | 49.92          | 0.00                   | 2.28                    | V              | 52.20          | 73.98          | 21.78       | PK               |
| 4924            | 36.51          | 0.32                   | 2.28                    | V              | 39.11          | 53.98          | 14.88       | AV               |
| 7386            | 48.66          | 0.00                   | 9.81                    | V              | 58.47          | 73.98          | 15.51       | PK               |
| 7386            | 35.44          | 0.32                   | 9.81                    | V              | 45.57          | 53.98          | 8.42        | AV               |
| 4924            | 51.28          | 0.00                   | 2.28                    | H              | 53.56          | 73.98          | 20.42       | PK               |
| 4924            | 37.96          | 0.32                   | 2.28                    | H              | 40.56          | 53.98          | 13.43       | AV               |
| 7386            | 49.67          | 0.00                   | 9.81                    | H              | 59.48          | 73.98          | 14.50       | PK               |
| 7386            | 36.83          | 0.32                   | 9.81                    | H              | 46.96          | 53.98          | 7.03        | AV               |



Operation Mode: 802.11b  
 Transfer Rate: 1 Mbps  
 Operating Frequency: 2467  
 Channel No. 12 Ch

| Frequency [MHz] | Reading [dBuV] | A.F.+C.L.-A.G+D.F. [dB] | ANT. POL [H/V] | Total [dBuV/m] | Limit [dBuV/m] | Margin [dB] | Measurement Type |
|-----------------|----------------|-------------------------|----------------|----------------|----------------|-------------|------------------|
| 4934            | 50.36          | 2.21                    | V              | 52.57          | 73.98          | 21.41       | PK               |
| 4934            | 37.52          | 2.21                    | V              | 39.73          | 53.98          | 14.25       | AV               |
| 7401            | 47.25          | 9.78                    | V              | 57.03          | 73.98          | 16.95       | PK               |
| 7401            | 36.52          | 9.78                    | V              | 46.30          | 53.98          | 7.68        | AV               |
| 4934            | 50.64          | 2.21                    | H              | 52.85          | 73.98          | 21.13       | PK               |
| 4934            | 38.16          | 2.21                    | H              | 40.37          | 53.98          | 13.61       | AV               |
| 7401            | 49.64          | 9.78                    | H              | 59.42          | 73.98          | 14.56       | PK               |
| 7401            | 37.39          | 9.78                    | H              | 47.17          | 53.98          | 6.81        | AV               |

Operation Mode: 802.11g  
 Transfer Rate: 6 Mbps  
 Operating Frequency: 2467  
 Channel No. 12 Ch

| Frequency [MHz] | Reading [dBuV] | Duty Cycle Factor [dB] | A.F.+C.L.-A.G+D.F. [dB] | ANT. POL [H/V] | Total [dBuV/m] | Limit [dBuV/m] | Margin [dB] | Measurement Type |
|-----------------|----------------|------------------------|-------------------------|----------------|----------------|----------------|-------------|------------------|
| 4934            | 50.01          | 0.00                   | 2.21                    | V              | 52.22          | 73.98          | 21.76       | PK               |
| 4934            | 38.15          | 0.30                   | 2.21                    | V              | 40.66          | 53.98          | 13.32       | AV               |
| 7401            | 49.16          | 0.00                   | 9.78                    | V              | 58.94          | 73.98          | 15.04       | PK               |
| 7401            | 36.74          | 0.30                   | 9.78                    | V              | 46.82          | 53.98          | 7.16        | AV               |
| 4934            | 50.21          | 0.00                   | 2.21                    | H              | 52.42          | 73.98          | 21.56       | PK               |
| 4934            | 38.32          | 0.30                   | 2.21                    | H              | 40.83          | 53.98          | 13.15       | AV               |
| 7401            | 49.66          | 0.00                   | 9.78                    | H              | 59.44          | 73.98          | 14.54       | PK               |
| 7401            | 37.30          | 0.30                   | 9.78                    | H              | 47.38          | 53.98          | 6.60        | AV               |

Operation Mode: 802.11n (HT20)  
 Transfer MCS Index: 0  
 Operating Frequency: 2467  
 Channel No. 12 Ch

| Frequency [MHz] | Reading [dBuV] | Duty Cycle Factor [dB] | A.F.+C.L.-A.G+D.F. [dB] | ANT. POL [H/V] | Total [dBuV/m] | Limit [dBuV/m] | Margin [dB] | Measurement Type |
|-----------------|----------------|------------------------|-------------------------|----------------|----------------|----------------|-------------|------------------|
| 4934            | 49.78          | 0.00                   | 2.21                    | V              | 51.99          | 73.98          | 21.99       | PK               |
| 4934            | 37.34          | 0.32                   | 2.21                    | V              | 39.87          | 53.98          | 14.12       | AV               |
| 7401            | 49.39          | 0.00                   | 9.78                    | V              | 59.17          | 73.98          | 14.81       | PK               |
| 7401            | 37.02          | 0.32                   | 9.78                    | V              | 47.12          | 53.98          | 6.86        | AV               |
| 4934            | 50.29          | 0.00                   | 2.21                    | H              | 52.50          | 73.98          | 21.48       | PK               |
| 4934            | 38.03          | 0.32                   | 2.21                    | H              | 40.56          | 53.98          | 13.43       | AV               |
| 7401            | 49.87          | 0.00                   | 9.78                    | H              | 59.65          | 73.98          | 14.33       | PK               |
| 7401            | 37.35          | 0.32                   | 9.78                    | H              | 47.45          | 53.98          | 6.54        | AV               |

Operation Mode: 802.11b  
 Transfer Rate: 1 Mbps  
 Operating Frequency: 2472  
 Channel No. 13 Ch

| Frequency [MHz] | Reading [dBuV] | A.F.+C.L.-A.G+D.F. [dB] | ANT. POL [H/V] | Total [dBuV/m] | Limit [dBuV/m] | Margin [dB] | Measurement Type |
|-----------------|----------------|-------------------------|----------------|----------------|----------------|-------------|------------------|
| 4944            | 49.99          | 2.35                    | V              | 52.34          | 73.98          | 21.64       | PK               |
| 4944            | 37.54          | 2.35                    | V              | 39.89          | 53.98          | 14.09       | AV               |
| 7416            | 49.80          | 9.80                    | V              | 59.60          | 73.98          | 14.38       | PK               |
| 7416            | 36.81          | 9.80                    | V              | 46.61          | 53.98          | 7.37        | AV               |
| 4944            | 50.41          | 2.35                    | H              | 52.76          | 73.98          | 21.22       | PK               |
| 4944            | 38.45          | 2.35                    | H              | 40.80          | 53.98          | 13.18       | AV               |
| 7416            | 49.93          | 9.80                    | H              | 59.73          | 73.98          | 14.25       | PK               |
| 7416            | 37.45          | 9.80                    | H              | 47.25          | 53.98          | 6.73        | AV               |

Operation Mode: 802.11g  
 Transfer Rate: 6 Mbps  
 Operating Frequency: 2472  
 Channel No. 13 Ch

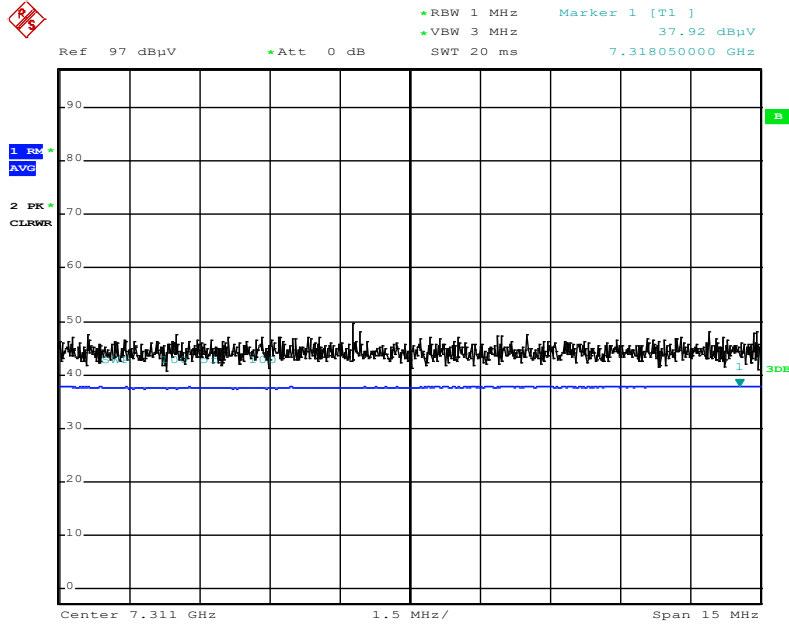
| Frequency [MHz] | Reading [dBuV] | Duty Cycle Factor [dB] | A.F.+C.L.-A.G+D.F. [dB] | ANT. POL [H/V] | Total [dBuV/m] | Limit [dBuV/m] | Margin [dB] | Measurement Type |
|-----------------|----------------|------------------------|-------------------------|----------------|----------------|----------------|-------------|------------------|
| 4944            | 50.39          | 0.00                   | 2.35                    | V              | 52.74          | 73.98          | 21.24       | PK               |
| 4944            | 38.27          | 0.30                   | 2.35                    | V              | 40.92          | 53.98          | 13.06       | AV               |
| 7416            | 48.62          | 0.00                   | 9.80                    | V              | 58.42          | 73.98          | 15.56       | PK               |
| 7416            | 36.99          | 0.30                   | 9.80                    | V              | 47.09          | 53.98          | 6.89        | AV               |
| 4944            | 50.50          | 0.00                   | 2.35                    | H              | 52.85          | 73.98          | 21.13       | PK               |
| 4944            | 38.58          | 0.30                   | 2.35                    | H              | 41.23          | 53.98          | 12.75       | AV               |
| 7416            | 49.19          | 0.00                   | 9.80                    | H              | 58.99          | 73.98          | 14.99       | PK               |
| 7416            | 37.41          | 0.30                   | 9.80                    | H              | 47.51          | 53.98          | 6.47        | AV               |

Operation Mode: 802.11n (HT20)  
 Transfer MCS Index: 0  
 Operating Frequency: 2472  
 Channel No.: 13 Ch

| Frequency<br>[MHz] | Reading<br>[dBuV] | Duty Cycle Factor<br>[dB] | A.F.+C.L.-A.G+D.F.<br>[dB] | ANT. POL<br>[H/V] | Total<br>[dBuV/m] | Limit<br>[dBuV/m] | Margin<br>[dB] | Measurement<br>Type |
|--------------------|-------------------|---------------------------|----------------------------|-------------------|-------------------|-------------------|----------------|---------------------|
| 4944               | 48.54             | 0.00                      | 2.35                       | V                 | 50.89             | 73.98             | 23.09          | PK                  |
| 4944               | 38.17             | 0.32                      | 2.35                       | V                 | 40.84             | 53.98             | 13.15          | AV                  |
| 7416               | 48.63             | 0.00                      | 9.80                       | V                 | 58.43             | 73.98             | 15.55          | PK                  |
| 7416               | 36.55             | 0.32                      | 9.80                       | V                 | 46.67             | 53.98             | 7.32           | AV                  |
| 4944               | 50.71             | 0.00                      | 2.35                       | H                 | 53.06             | 73.98             | 20.92          | PK                  |
| 4944               | 38.46             | 0.32                      | 2.35                       | H                 | 41.13             | 53.98             | 12.86          | AV                  |
| 7416               | 49.57             | 0.00                      | 9.80                       | H                 | 59.37             | 73.98             | 14.61          | PK                  |
| 7416               | 37.47             | 0.32                      | 9.80                       | H                 | 47.59             | 53.98             | 6.40           | AV                  |

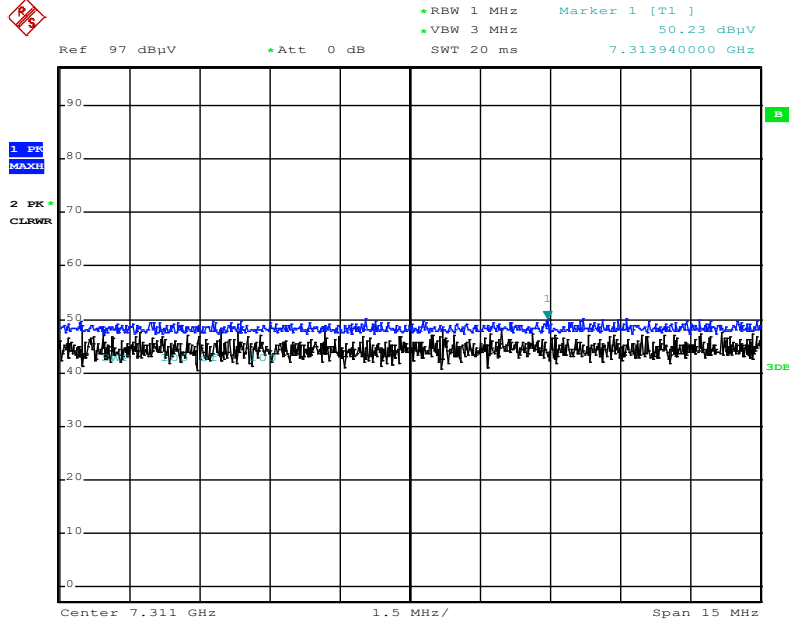
■ Test Plots

Radiated Spurious Emissions plot – Average Reading (802.11g, Ch.6 3rd Harmonic, V)



Date: 9.FEB.2003 16:04:53

Radiated Spurious Emissions plot – Peak Reading (802.11g, Ch.6 3rd Harmonic, V)



Date: 9.FEB.2003 16:03:00

**Note:**

Plot of worst case are only reported.

### 9.7 RADIATED RESTRICTED BAND EDGES

Operation Mode: 802.11b  
 Transfer Rate: 1 Mbps  
 Operating Frequency: 2412 MHz, 2462 MHz  
 Channel No. 01 Ch, 11 Ch

| Frequency [MHz] | Reading [dBuV] | A.F.+C.L.+D.F. [dB] | ANT. POL [H/V] | Total [dBuV/m] | Limit [dBuV/m] | Margin [dB] | Measurement Type |
|-----------------|----------------|---------------------|----------------|----------------|----------------|-------------|------------------|
| 2390.0          | 56.59          | 0.85                | H              | 57.44          | 73.98          | 16.54       | PK               |
| 2390.0          | 45.57          | 0.85                | H              | 46.42          | 53.98          | 7.56        | AV               |
| 2390.0          | 55.62          | 0.85                | V              | 56.47          | 73.98          | 17.51       | PK               |
| 2390.0          | 44.73          | 0.85                | V              | 45.58          | 53.98          | 8.40        | AV               |
| 2483.5          | 56.21          | 1.13                | H              | 57.34          | 73.98          | 16.64       | PK               |
| 2483.5          | 46.04          | 1.13                | H              | 47.17          | 53.98          | 6.81        | AV               |
| 2483.5          | 55.98          | 1.13                | V              | 57.11          | 73.98          | 16.87       | PK               |
| 2483.5          | 45.63          | 1.13                | V              | 46.76          | 53.98          | 7.22        | AV               |

Operation Mode: 802.11g  
 Transfer Rate: 6 Mbps  
 Operating Frequency: 2412 MHz, 2462 MHz  
 Channel No. 01 Ch, 11 Ch

| Frequency [MHz] | Reading [dBuV] | Duty Cycle Factor [dB] | A.F.+C.L.+D.F. [dB] | ANT. POL [H/V] | Total [dBuV/m] | Limit [dBuV/m] | Margin [dB] | Measurement Type |
|-----------------|----------------|------------------------|---------------------|----------------|----------------|----------------|-------------|------------------|
| 2390.0          | 67.48          | 0.00                   | 0.85                | H              | 68.33          | 73.98          | 5.65        | PK               |
| 2390.0          | 49.63          | 0.30                   | 0.85                | H              | 50.78          | 53.98          | 3.20        | AV               |
| 2390.0          | 66.36          | 0.00                   | 0.85                | V              | 67.21          | 73.98          | 6.77        | PK               |
| 2390.0          | 48.12          | 0.30                   | 0.85                | V              | 49.27          | 53.98          | 4.71        | AV               |
| 2483.5          | 67.21          | 0.00                   | 1.13                | H              | 68.34          | 73.98          | 5.64        | PK               |
| 2483.5          | 47.38          | 0.30                   | 1.13                | H              | 48.81          | 53.98          | 5.17        | AV               |
| 2483.5          | 66.81          | 0.00                   | 1.13                | V              | 67.94          | 73.98          | 6.04        | PK               |
| 2483.5          | 46.99          | 0.30                   | 1.13                | V              | 48.42          | 53.98          | 5.56        | AV               |

Operation Mode: 802.11n (HT20)  
 Transfer MCS Index: 0  
 Operating Frequency: 2412 MHz, 2462 MHz  
 Channel No. 01 Ch, 11 Ch

| Frequency [MHz] | Reading [dBuV] | Duty Cycle Factor [dB] | A.F.+C.L.+D.F. [dB] | ANT. POL [H/V] | Total [dBuV/m] | Limit [dBuV/m] | Margin [dB] | Measurement Type |
|-----------------|----------------|------------------------|---------------------|----------------|----------------|----------------|-------------|------------------|
| 2390.0          | 66.33          | 0.00                   | 0.85                | H              | 67.18          | 73.98          | 6.80        | PK               |
| 2390.0          | 49.68          | 0.32                   | 0.85                | H              | 50.85          | 53.98          | 3.14        | AV               |
| 2390.0          | 65.12          | 0.00                   | 0.85                | V              | 65.97          | 73.98          | 8.01        | PK               |
| 2390.0          | 47.51          | 0.32                   | 0.85                | V              | 48.68          | 53.98          | 5.31        | AV               |
| 2483.5          | 68.71          | 0.00                   | 1.13                | H              | 69.84          | 73.98          | 4.14        | PK               |
| 2483.5          | 48.21          | 0.32                   | 1.13                | H              | 49.66          | 53.98          | 4.33        | AV               |
| 2483.5          | 68.05          | 0.00                   | 1.13                | V              | 69.18          | 73.98          | 4.80        | PK               |
| 2483.5          | 47.87          | 0.32                   | 1.13                | V              | 49.32          | 53.98          | 4.67        | AV               |

Operation Mode: 802.11b  
 Transfer MCS Index: 1Mbps  
 Operating Frequency: 2467 MHz  
 Channel No.: 12 Ch

| Frequency [MHz] | Reading [dBuV] | A.F.+C.L.+D.F. [dB] | ANT. POL [H/V] | Total [dBuV/m] | Limit [dBuV/m] | Margin [dB] | Measurement Type |
|-----------------|----------------|---------------------|----------------|----------------|----------------|-------------|------------------|
| 2483.5          | 54.57          | 0.85                | H              | 55.42          | 73.98          | 18.56       | PK               |
| 2483.5          | 43.18          | 0.85                | H              | 44.03          | 53.98          | 9.95        | AV               |
| 2483.5          | 53.51          | 0.85                | V              | 54.36          | 73.98          | 19.62       | PK               |
| 2483.5          | 42.79          | 0.85                | V              | 43.64          | 53.98          | 10.34       | AV               |

Operation Mode: 802.11b  
 Transfer MCS Index: 1Mbps  
 Operating Frequency: 2472 MHz  
 Channel No.: 13 Ch

| Frequency [MHz] | Reading [dBuV] | A.F.+C.L.+D.F. [dB] | ANT. POL [H/V] | Total [dBuV/m] | Limit [dBuV/m] | Margin [dB] | Measurement Type |
|-----------------|----------------|---------------------|----------------|----------------|----------------|-------------|------------------|
| 2483.5          | 54.49          | 0.85                | H              | 55.34          | 73.98          | 18.64       | PK               |
| 2483.5          | 42.68          | 0.85                | H              | 43.53          | 53.98          | 10.45       | AV               |
| 2483.5          | 53.73          | 0.85                | V              | 54.58          | 73.98          | 19.40       | PK               |
| 2483.5          | 41.28          | 0.85                | V              | 42.13          | 53.98          | 11.85       | AV               |



Operation Mode: 802.11g  
 Transfer MCS Index: 6Mbps  
 Operating Frequency: 2467 MHz  
 Channel No. 12 Ch

| Frequency [MHz] | Reading [dBuV] | Duty Cycle Factor [dB] | A.F.+C.L.+D.F. [dB] | ANT. POL [H/V] | Total [dBuV/m] | Limit [dBuV/m] | Margin [dB] | Measurement Type |
|-----------------|----------------|------------------------|---------------------|----------------|----------------|----------------|-------------|------------------|
| 2483.5          | 56.04          | 0.00                   | 0.85                | H              | 56.89          | 73.98          | 17.09       | PK               |
| 2483.5          | 44.14          | 0.30                   | 0.85                | H              | 45.29          | 53.98          | 8.69        | AV               |
| 2483.5          | 55.86          | 0.00                   | 0.85                | V              | 56.71          | 73.98          | 17.27       | PK               |
| 2483.5          | 43.62          | 0.30                   | 0.85                | V              | 44.77          | 53.98          | 9.21        | AV               |

Operation Mode: 802.11g  
 Transfer MCS Index: 6Mbps  
 Operating Frequency: 2472 MHz  
 Channel No. 13 Ch

| Frequency [MHz] | Reading [dBuV] | Duty Cycle Factor [dB] | A.F.+C.L.+D.F. [dB] | ANT. POL [H/V] | Total [dBuV/m] | Limit [dBuV/m] | Margin [dB] | Measurement Type |
|-----------------|----------------|------------------------|---------------------|----------------|----------------|----------------|-------------|------------------|
| 2483.5          | 64.59          | 0.00                   | 0.85                | H              | 65.44          | 73.98          | 8.54        | PK               |
| 2483.5          | 46.11          | 0.30                   | 0.85                | H              | 47.26          | 53.98          | 6.72        | AV               |
| 2483.5          | 63.21          | 0.00                   | 0.85                | V              | 64.06          | 73.98          | 9.92        | PK               |
| 2483.5          | 45.66          | 0.30                   | 0.85                | V              | 46.81          | 53.98          | 7.17        | AV               |

Operation Mode: 802.11n  
 Transfer MCS Index: 0  
 Operating Frequency: 2467 MHz  
 Channel No. 12 Ch

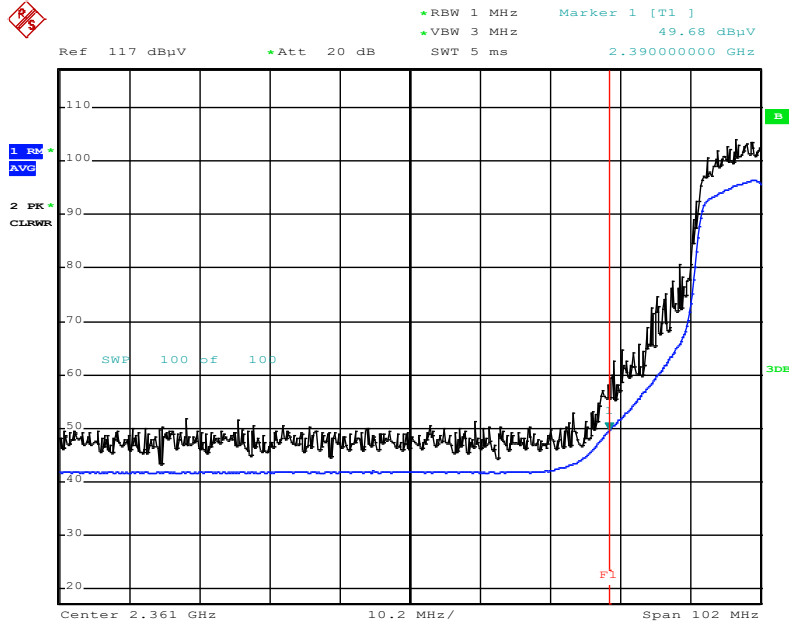
| Frequency [MHz] | Reading [dBuV] | Duty Cycle Factor [dB] | A.F.+C.L.+D.F. [dB] | ANT. POL [H/V] | Total [dBuV/m] | Limit [dBuV/m] | Margin [dB] | Measurement Type |
|-----------------|----------------|------------------------|---------------------|----------------|----------------|----------------|-------------|------------------|
| 2483.5          | 57.25          | 0.00                   | 0.85                | H              | 58.10          | 73.98          | 15.88       | PK               |
| 2483.5          | 44.38          | 0.32                   | 0.85                | H              | 45.55          | 53.98          | 8.44        | AV               |
| 2483.5          | 56.44          | 0.00                   | 0.85                | V              | 57.29          | 73.98          | 16.69       | PK               |
| 2483.5          | 44.03          | 0.32                   | 0.85                | V              | 45.20          | 53.98          | 8.79        | AV               |

Operation Mode: 802.11n  
 Transfer MCS Index: 0  
 Operating Frequency: 2472 MHz  
 Channel No. 13 Ch

| Frequency [MHz] | Reading [dBuV] | Duty Cycle Factor [dB] | A.F.+C.L.+D.F. [dB] | ANT. POL [H/V] | Total [dBuV/m] | Limit [dBuV/m] | Margin [dB] | Measurement Type |
|-----------------|----------------|------------------------|---------------------|----------------|----------------|----------------|-------------|------------------|
| 2483.5          | 65.31          | 0.00                   | 0.85                | H              | 66.16          | 73.98          | 7.82        | PK               |
| 2483.5          | 47.15          | 0.32                   | 0.85                | H              | 48.32          | 53.98          | 5.67        | AV               |
| 2483.5          | 64.81          | 0.00                   | 0.85                | V              | 65.66          | 73.98          | 8.32        | PK               |
| 2483.5          | 47.05          | 0.32                   | 0.85                | V              | 48.22          | 53.98          | 5.77        | AV               |

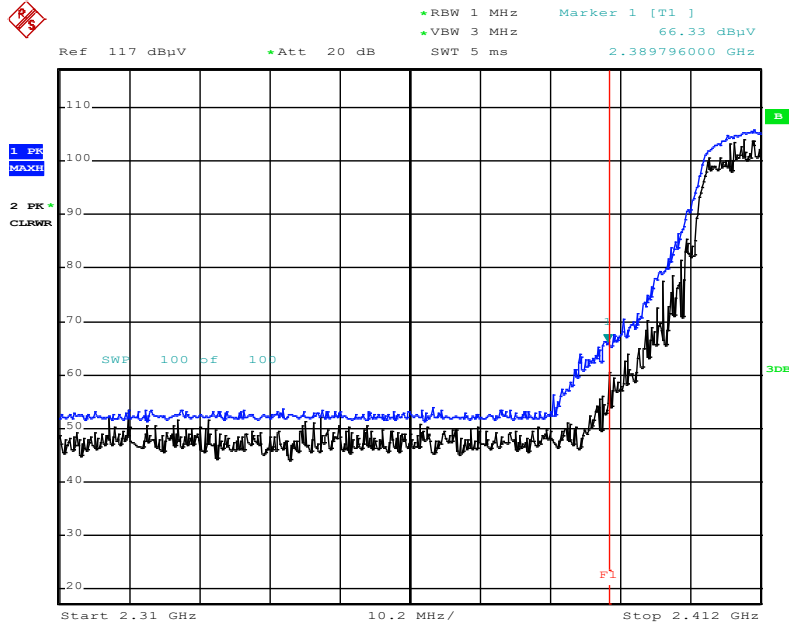
■ Test Plots

Radiated Restricted Band Edges plot – Average Reading (802.11n Ch.1, X-H)



Date: 8.FEB.2003 16:02:01

Radiated Restricted Band Edges plot – Peak Reading (802.11n Ch.1, X-H)



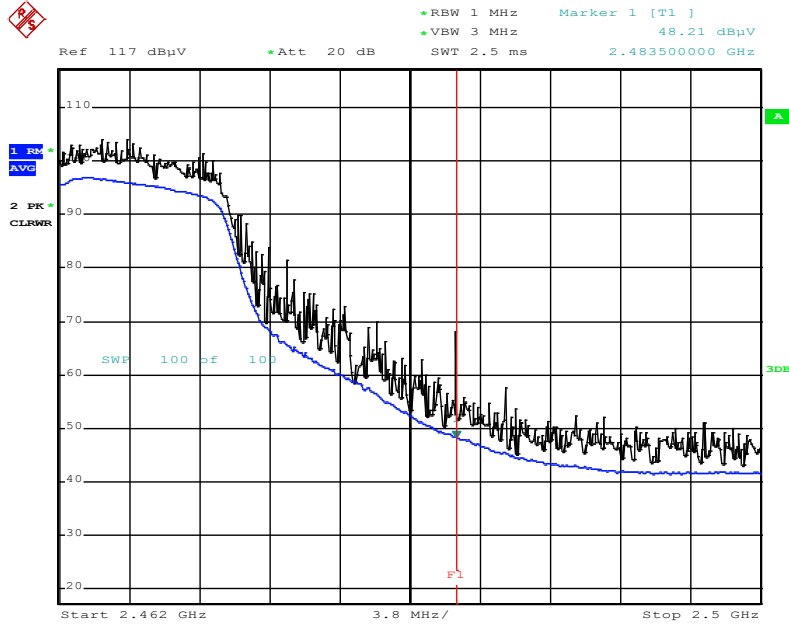
Date: 8.FEB.2003 16:03:11

**Note:**

Plot of worst case are only reported.

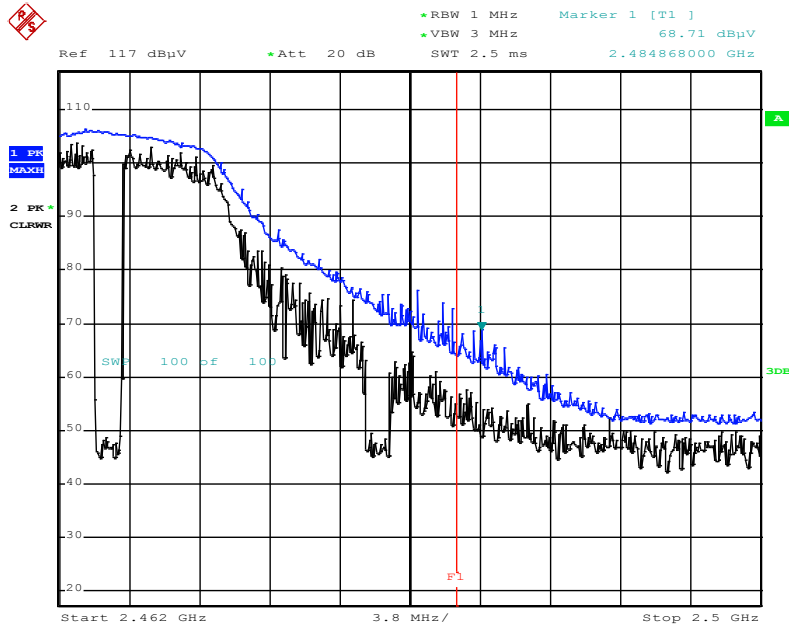
■ Test Plots

Radiated Restricted Band Edges plot – Average Reading (802.11n Ch.11, X-H)



Date: 4.FEB.2003 15:58:30

Radiated Restricted Band Edges plot – Peak Reading (802.11n Ch.11, X-H)



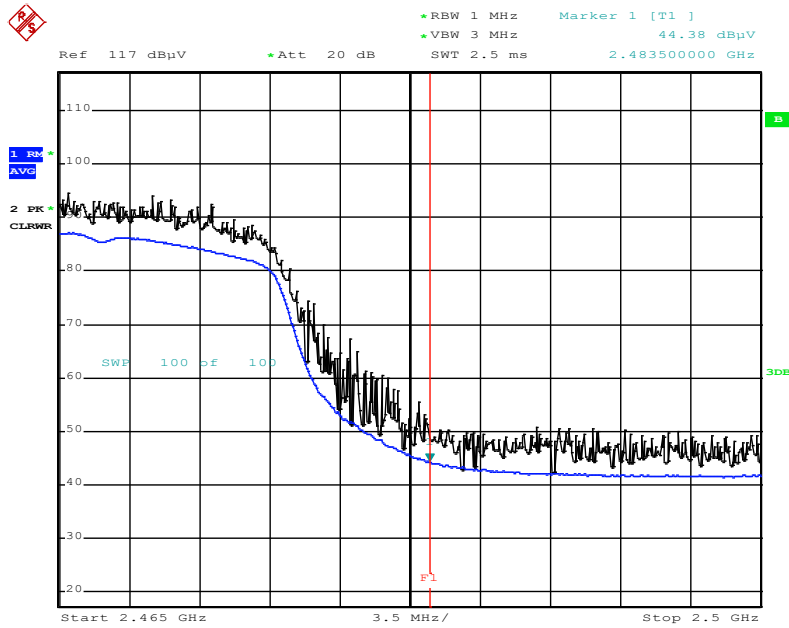
Date: 4.FEB.2003 15:58:15

**Note:**

Plot of worst case are only reported.

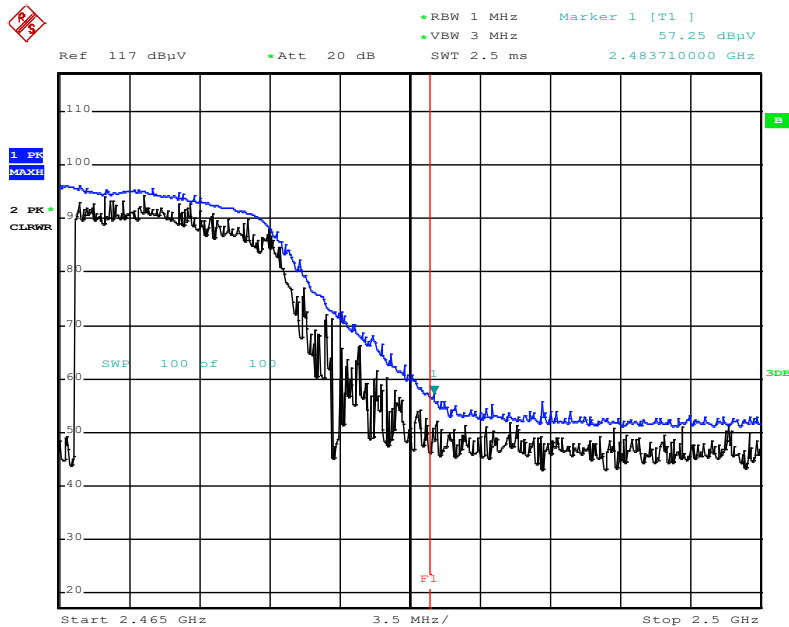
■ Test Plots

Radiated Restricted Band Edges plot – Average Reading (802.11n Ch.12, X-H)



Date: 8.FEB.2003 14:42:05

Radiated Restricted Band Edges plot – Peak Reading (802.11n Ch.12, X-H)



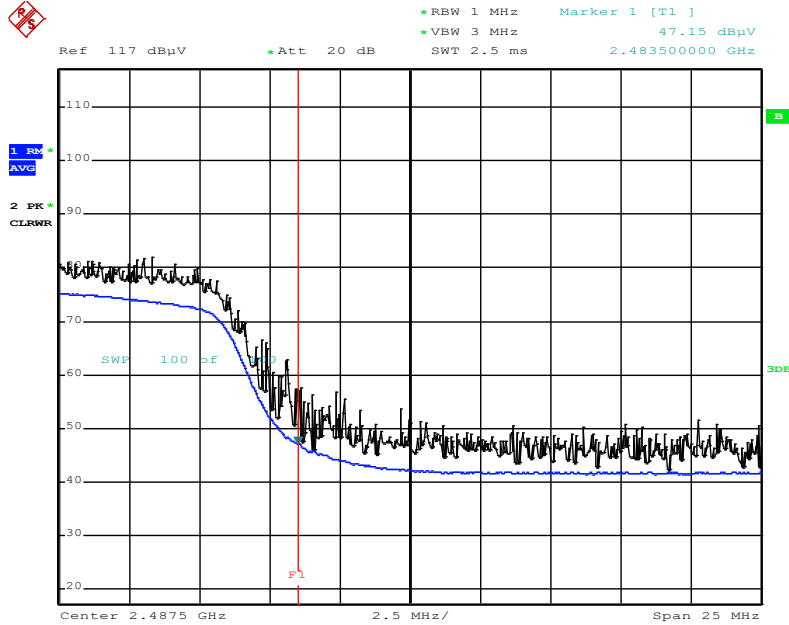
Date: 8.FEB.2003 14:41:25

**Note:**

Plot of worst case are only reported.

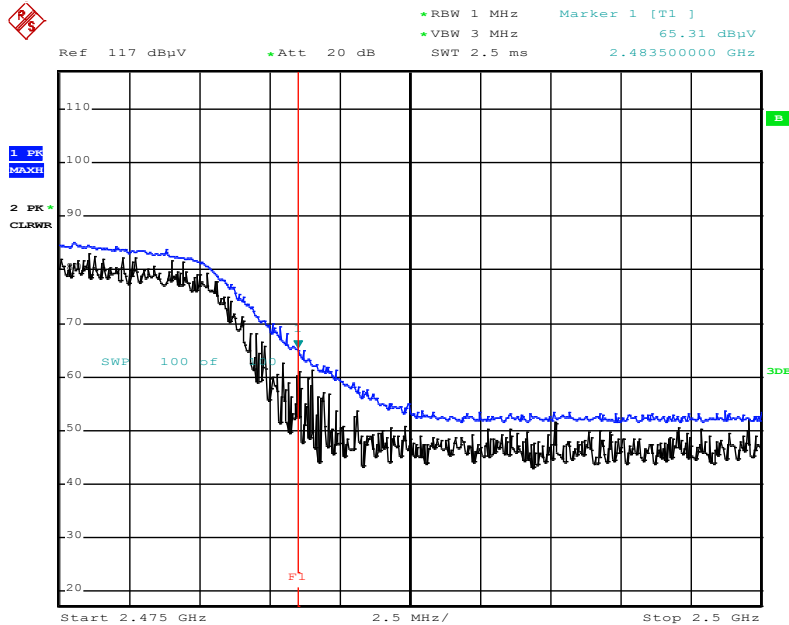
■ Test Plots

Radiated Restricted Band Edges plot – Average Reading (802.11n Ch.13, X-H)



Date: 8.FEB.2003 14:15:06

Radiated Restricted Band Edges plot – Peak Reading (802.11b Ch.13, X-H)



Date: 8.FEB.2003 14:14:22

**Note:**

Plot of worst case are only reported.

## 9.8 POWERLINE CONDUCTED EMISSIONS

### Conducted Emissions (Line 1)

2.4GWLAN\_L1

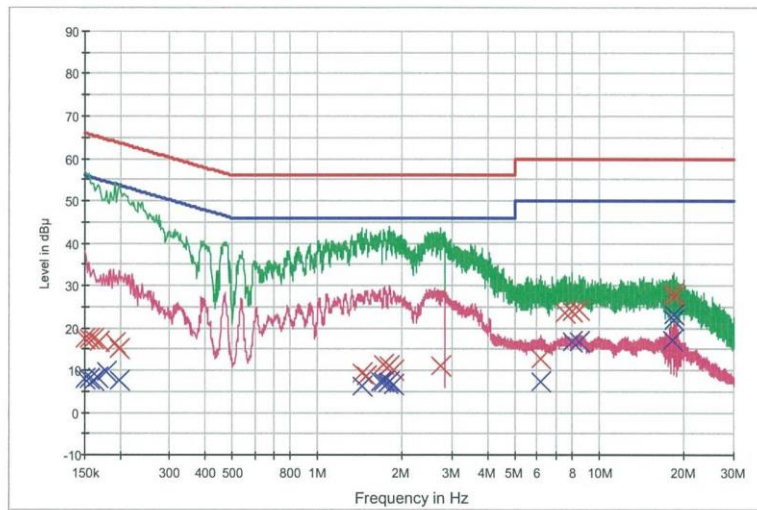
1 / 2

## HCT TEST Report

### Common Information

EUT: SM-M105FDS  
 Manufacturer: SAMSUNG  
 Test Site: SHIELD ROOM  
 Operating Conditions: 2.4G WLAN\_L1

FCC CLASS B\_Exten Cable



— FCC CLASS B\_QP      — FCC CLASS B\_AV      — Preview Result 1-PK+  
 — Preview Result 2-AVG      X Final Result 1-QPK      X Final Result 2-CAV

### Final Result 1

| Frequency (MHz) | QuasiPeak (dBuV) | Bandwidth (kHz) | Filter | Line | Corr. (dB) | Margin (dB) | Limit (dBuV) |
|-----------------|------------------|-----------------|--------|------|------------|-------------|--------------|
| 0.150000        | 17.4             | 9.000           | Off    | L1   | 9.7        | 48.6        | 66.0         |
| 0.156000        | 17.5             | 9.000           | Off    | L1   | 9.7        | 48.1        | 65.7         |
| 0.160000        | 17.3             | 9.000           | Off    | L1   | 9.7        | 48.2        | 65.5         |
| 0.168000        | 16.9             | 9.000           | Off    | L1   | 9.7        | 48.2        | 65.1         |
| 0.192000        | 16.5             | 9.000           | Off    | L1   | 9.7        | 47.4        | 63.9         |
| 0.198000        | 14.9             | 9.000           | Off    | L1   | 9.7        | 48.8        | 63.7         |
| 1.440000        | 9.4              | 9.000           | Off    | L1   | 9.9        | 46.6        | 56.0         |
| 1.490000        | 8.8              | 9.000           | Off    | L1   | 9.9        | 47.2        | 56.0         |
| 1.706000        | 11.4             | 9.000           | Off    | L1   | 9.8        | 44.6        | 56.0         |
| 1.798000        | 11.2             | 9.000           | Off    | L1   | 9.8        | 44.8        | 56.0         |
| 1.856000        | 10.1             | 9.000           | Off    | L1   | 9.8        | 45.9        | 56.0         |
| 2.738000        | 10.9             | 9.000           | Off    | L1   | 9.9        | 45.1        | 56.0         |
| 6.180000        | 12.8             | 9.000           | Off    | L1   | 10.1       | 47.2        | 60.0         |
| 7.540000        | 23.6             | 9.000           | Off    | L1   | 10.1       | 36.4        | 60.0         |
| 8.022000        | 23.9             | 9.000           | Off    | L1   | 10.1       | 36.1        | 60.0         |
| 8.460000        | 24.4             | 9.000           | Off    | L1   | 10.1       | 35.6        | 60.0         |
| 18.416000       | 27.2             | 9.000           | Off    | L1   | 10.4       | 32.8        | 60.0         |
| 18.426000       | 28.5             | 9.000           | Off    | L1   | 10.4       | 31.5        | 60.0         |

2018-12-11

오전 10:17:15

2.4GWLAN\_L1

2 / 2

**Final Result 2**

| Frequency (MHz) | CAverage (dBuV) | Bandwidth (kHz) | Filter | Line | Corr. (dB) | Margin (dB) | Limit (dBuV) |
|-----------------|-----------------|-----------------|--------|------|------------|-------------|--------------|
| 0.150000        | 7.8             | 9.000           | Off    | L1   | 9.7        | 48.2        | 56.0         |
| 0.156000        | 8.0             | 9.000           | Off    | L1   | 9.7        | 47.7        | 55.7         |
| 0.160000        | 7.8             | 9.000           | Off    | L1   | 9.7        | 47.7        | 55.5         |
| 0.166000        | 8.2             | 9.000           | Off    | L1   | 9.7        | 47.0        | 55.2         |
| 0.178000        | 9.8             | 9.000           | Off    | L1   | 9.7        | 44.8        | 54.6         |
| 0.198000        | 7.5             | 9.000           | Off    | L1   | 9.7        | 46.2        | 53.7         |
| 1.440000        | 6.4             | 9.000           | Off    | L1   | 9.9        | 39.6        | 46.0         |
| 1.662000        | 7.3             | 9.000           | Off    | L1   | 9.8        | 38.7        | 46.0         |
| 1.706000        | 7.3             | 9.000           | Off    | L1   | 9.8        | 38.7        | 46.0         |
| 1.774000        | 7.1             | 9.000           | Off    | L1   | 9.8        | 38.9        | 46.0         |
| 1.800000        | 7.1             | 9.000           | Off    | L1   | 9.8        | 38.9        | 46.0         |
| 1.856000        | 6.7             | 9.000           | Off    | L1   | 9.8        | 39.3        | 46.0         |
| 6.180000        | 7.2             | 9.000           | Off    | L1   | 10.1       | 42.8        | 50.0         |
| 8.022000        | 16.9            | 9.000           | Off    | L1   | 10.1       | 33.1        | 50.0         |
| 8.460000        | 16.8            | 9.000           | Off    | L1   | 10.1       | 33.2        | 50.0         |
| 18.116000       | 17.0            | 9.000           | Off    | L1   | 10.4       | 33.0        | 50.0         |
| 18.358000       | 23.3            | 9.000           | Off    | L1   | 10.4       | 26.7        | 50.0         |
| 18.424000       | 21.8            | 9.000           | Off    | L1   | 10.4       | 28.2        | 50.0         |

2018-12-11

오전 10:17:15



**Conducted Emissions (Line 2)**

2.4GWLAN\_N

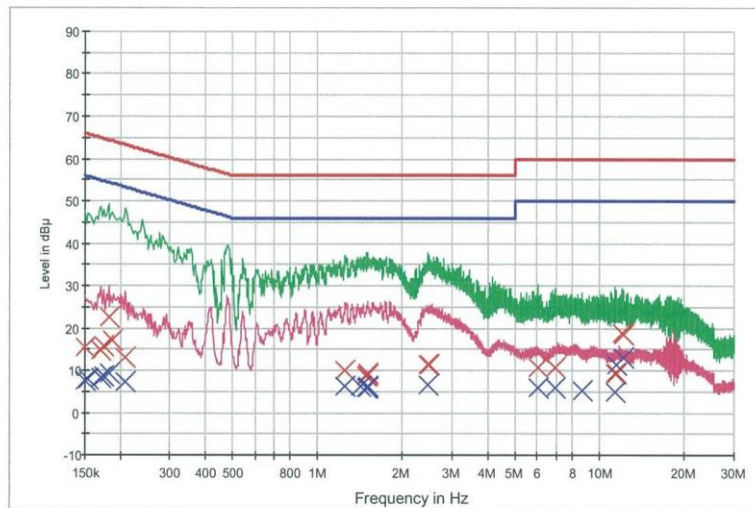
1 / 2

**HCT TEST Report**

**Common Information**

EUT: SM-M105FDS  
 Manufacturer: SAMSUNG  
 Test Site: SHIELD ROOM  
 Operating Conditions: 2.4G WLAN\_N

FCC CLASS B\_Exten Cable



— FCC CLASS B\_QP      — FCC CLASS B\_AV      — Preview Result 1-PK+  
 — Preview Result 2-AVG      X Final Result 1-QPK      X Final Result 2-CAV

**Final Result 1**

| Frequency (MHz) | QuasiPeak (dBuV) | Bandwidth (kHz) | Filter | Line | Corr. (dB) | Margin (dB) | Limit (dBuV) |
|-----------------|------------------|-----------------|--------|------|------------|-------------|--------------|
| 0.150000        | 15.6             | 9.000           | Off    | N    | 9.7        | 50.4        | 66.0         |
| 0.170000        | 14.9             | 9.000           | Off    | N    | 9.7        | 50.1        | 65.0         |
| 0.174000        | 15.7             | 9.000           | Off    | N    | 9.7        | 49.1        | 64.8         |
| 0.182000        | 22.4             | 9.000           | Off    | N    | 9.7        | 42.0        | 64.4         |
| 0.188000        | 17.1             | 9.000           | Off    | N    | 9.7        | 47.0        | 64.1         |
| 0.208000        | 12.9             | 9.000           | Off    | N    | 9.7        | 50.4        | 63.3         |
| 1.252000        | 9.9              | 9.000           | Off    | N    | 9.8        | 46.1        | 56.0         |
| 1.484000        | 8.8              | 9.000           | Off    | N    | 9.9        | 47.2        | 56.0         |
| 1.502000        | 9.1              | 9.000           | Off    | N    | 9.9        | 46.9        | 56.0         |
| 1.508000        | 9.3              | 9.000           | Off    | N    | 9.9        | 46.7        | 56.0         |
| 2.456000        | 11.3             | 9.000           | Off    | N    | 9.9        | 44.7        | 56.0         |
| 2.484000        | 11.4             | 9.000           | Off    | N    | 9.9        | 44.6        | 56.0         |
| 6.032000        | 10.8             | 9.000           | Off    | N    | 10.1       | 49.2        | 60.0         |
| 6.992000        | 10.6             | 9.000           | Off    | N    | 10.1       | 49.4        | 60.0         |
| 11.400000       | 9.4              | 9.000           | Off    | N    | 10.3       | 50.6        | 60.0         |
| 11.460000       | 9.4              | 9.000           | Off    | N    | 10.3       | 50.6        | 60.0         |
| 12.072000       | 18.7             | 9.000           | Off    | N    | 10.3       | 41.3        | 60.0         |
| 12.198000       | 18.6             | 9.000           | Off    | N    | 10.4       | 41.4        | 60.0         |

2018-12-11

오전 10:42:52

2.4GWLAN\_N

2 / 2

**Final Result 2**

| Frequency (MHz) | CAverage (dBuV) | Bandwidth (kHz) | Filter | Line | Corr. (dB) | Margin (dB) | Limit (dBuV) |
|-----------------|-----------------|-----------------|--------|------|------------|-------------|--------------|
| 0.150000        | 7.6             | 9.000           | Off    | N    | 9.7        | 48.4        | 56.0         |
| 0.154000        | 7.8             | 9.000           | Off    | N    | 9.7        | 48.0        | 55.8         |
| 0.170000        | 8.2             | 9.000           | Off    | N    | 9.7        | 46.7        | 55.0         |
| 0.174000        | 8.7             | 9.000           | Off    | N    | 9.7        | 46.1        | 54.8         |
| 0.182000        | 9.3             | 9.000           | Off    | N    | 9.7        | 45.0        | 54.4         |
| 0.208000        | 7.3             | 9.000           | Off    | N    | 9.7        | 46.0        | 53.3         |
| 1.252000        | 6.2             | 9.000           | Off    | N    | 9.8        | 39.8        | 46.0         |
| 1.410000        | 6.4             | 9.000           | Off    | N    | 9.9        | 39.6        | 46.0         |
| 1.484000        | 6.0             | 9.000           | Off    | N    | 9.9        | 40.0        | 46.0         |
| 1.504000        | 6.1             | 9.000           | Off    | N    | 9.9        | 39.9        | 46.0         |
| 1.508000        | 6.1             | 9.000           | Off    | N    | 9.9        | 39.9        | 46.0         |
| 2.456000        | 6.5             | 9.000           | Off    | N    | 9.9        | 39.5        | 46.0         |
| 6.032000        | 6.0             | 9.000           | Off    | N    | 10.1       | 44.0        | 50.0         |
| 6.992000        | 6.0             | 9.000           | Off    | N    | 10.1       | 44.0        | 50.0         |
| 8.690000        | 5.2             | 9.000           | Off    | N    | 10.2       | 44.8        | 50.0         |
| 11.400000       | 4.9             | 9.000           | Off    | N    | 10.3       | 45.1        | 50.0         |
| 11.460000       | 11.3            | 9.000           | Off    | N    | 10.3       | 38.7        | 50.0         |
| 12.198000       | 13.2            | 9.000           | Off    | N    | 10.4       | 36.8        | 50.0         |

2018-12-11

오전 10:42:52

## 10. LIST OF TEST EQUIPMENT

### Conducted Test

| Manufacturer    | Model / Equipment                               | Calibration Date | Calibration Interval | Serial No. |
|-----------------|---|------------------|----------------------|------------|
| Rohde & Schwarz | ENV216 / LISN                                   | 12/12/2018       | Annual               | 102245     |
| Rohde & Schwarz | ESCI / Test Receiver                            | 06/27/2018       | Annual               | 100033     |
| ESPAC           | SU-642 /Temperature Chamber                     | 03/30/2018       | Annual               | 0093008124 |
| Agilent         | N9020A / Signal Analyzer                        | 06/08/2018       | Annual               | MY52090906 |
| Agilent         | N1911A / Power Meter                            | 04/16/2018       | Annual               | MY45100523 |
| Agilent         | N1921A / Power Sensor                           | 04/16/2018       | Annual               | MY52260025 |
| Hewlett Packard | 11667B / Power Splitter                         | 06/07/2018       | Annual               | 05001      |
| Hewlett Packard | E3632A / DC Power Supply                        | 06/26/2018       | Annual               | KR75303960 |
| Agilent         | 8493C / Attenuator(10 dB)                       | 07/10/2018       | Annual               | 07560      |
| Rohde & Schwarz | EMC32 / Software                                | N/A              | N/A                  | N/A        |
| HCT CO., LTD.   | FCC WLAN&BT&BLE Conducted Test Software<br>v3.0 | N/A              | N/A                  | N/A        |

### **Note:**

1. Equipment listed above that calibrated during the testing period was set for test after the calibration.
2. Equipment listed above that has a calibration due date during the testing period, the testing is completed before equipment expiration date.

**Radiated Test**

| Manufacturer           | Model / Equipment  | Calibration Date | Calibration Interval | Serial No.  |
|------------------------|--|------------------|----------------------|-------------|
| Innco system           | CO3000 / Controller(Antenna mast)                          | N/A              | N/A                  | CO3000-4p   |
| Innco system           | MA4640/800-XP-EP / Antenna Position Tower                  | N/A              | N/A                  | N/A         |
| Audix                  | EM1000 / Controller  | N/A              | N/A                  | 060520      |
| Audix                  | Turn Table   | N/A              | N/A                  | N/A         |
| Rohde & Schwarz        | Loop Antenna   | 04/19/2017       | Biennial             | 1513-175    |
| Schwarzbeck            | VULB 9168 / Hybrid Antenna                                 | 04/06/2017       | Biennial             | 760         |
| Schwarzbeck            | VULB 9168 / Hybrid Antenna                                 | 08/09/2018       | Annual               | 3368        |
| Schwarzbeck            | BBHA 9120D / Horn Antenna                                  | 06/30/2017       | Biennial             | 1300        |
| Schwarzbeck            | BBHA9170 /<br>Horn Antenna(15 GHz ~ 40 GHz)                | 12/04/2017       | Biennial             | BBHA9170541 |
| Rohde & Schwarz        | FSP(9 kHz ~ 40 GHz) / Spectrum Analyzer                    | 07/24/2019       | Annual               | 100843      |
| Wainwright Instruments | WHK3.0/18G-10EF / High Pass Filter                         | 01/03/2018       | Annual               | F6          |
| Wainwright Instruments | WHFX7.0/18G-8SS / High Pass Filter                         | 05/09/2018       | Annual               | 29          |
| Wainwright Instruments | WRCJV2400/2483.5-2370/2520-60/12SS /<br>Band Reject Filter | 06/29/2018       | Annual               | 2           |
| Wainwright Instruments | WRCJV5100/5850-40/50-8EEK /<br>Band Reject Filter          | 01/03/2018       | Annual               | 2           |
| Weinschel              | 2-3 / Attenuator (3 dB)                                    | 10/10/2018       | Annual               | BR0617      |
| H+S                    | 5910-N-50-010 / Attenuator(10 dB)                          | 11/08/2018       | Annual               | NONE        |
| CERNEX                 | CBLU1183540B-01 / Power Amplifier                          | 12/26/2017       | Annual               | 25540       |
| CERNEX                 | CBL06185030 / Power Amplifier                              | 03/28/2018       | Annual               | 28550       |
| CERNEX                 | CBL18265035 / Power Amplifier                              | 01/10/2018       | Annual               | 22966       |
| CERNEX                 | CBL26405040 / Power Amplifier                              | 06/29/2018       | Annual               | 25956       |
| TESCOM                 | TC-3000C / Bluetooth Tester                                | 03/27/2018       | Annual               | 3000C000276 |

**Note:**

1. Equipment listed above that calibrated during the testing period was set for test after the calibration.
2. Equipment listed above that has a calibration due date during the testing period, the testing is completed before equipment expiration date.

## 11. ANNEX A\_ TEST SETUP PHOTO

Please refer to test setup photo file no. as follows;

| No. | Description         |
|-----|---------------------|
| 1   | HCT-RF-1902-FC015-P |
| 2   | HCT-RF-1902-FC016-P |
| 3   | HCT-RF-1902-FC017-P |