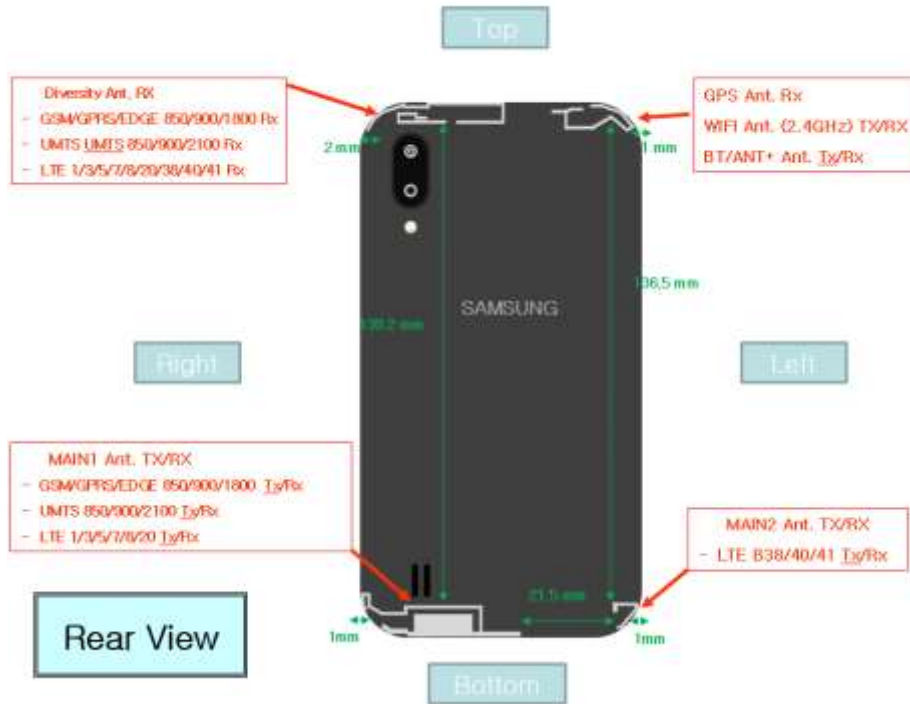


Attachment 8.

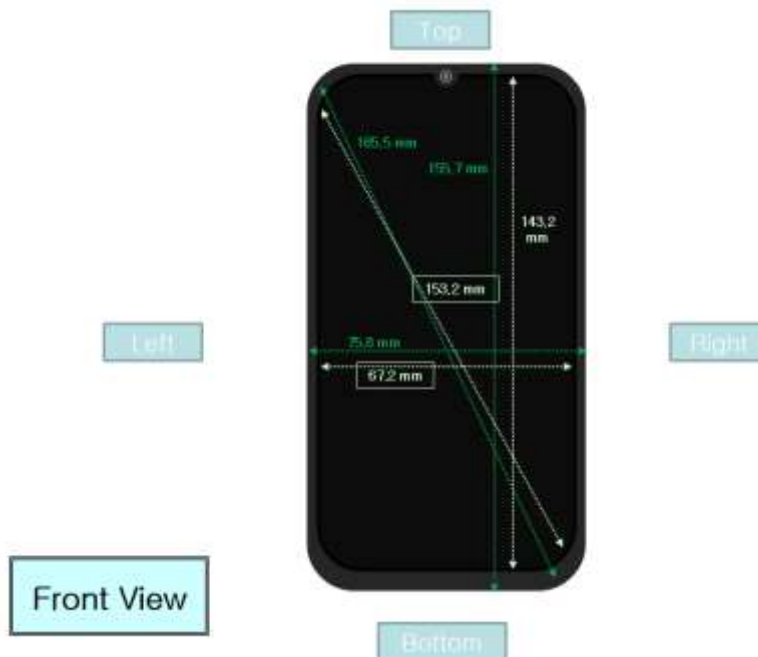
- DUT Antenna Information and SAR Test SETUP PHOTOGRAPHS

DUT Antenna Information

* Placement of each antenna



* Diagonal imension of Display and Device



SAR Test Setup Photographs

■ Test Setup Photo(Left All)




■ Test Setup Photo(Left Touch/Tilt)



■ **Test Setup Photo(Right All)**




■ Test Setup Photo (Right Touch/Tilt)



■ **Test Setup Photo (Body All)**




■ **Test Setup Photo (Rear)**




[Distance of 10 mm from the EUT]

■ **Test Setup Photo (Rear)**




[Distance of 15 mm from the EUT]

■ **Test Setup Photo (Front)**



[Distance of 10 mm from the EUT]

■ **Test Setup Photo (Front)**



[Distance of 15 mm from the EUT]

■ **Test Setup Photo (Left)**



[Distance of 10 mm from the EUT]

■ **Test Setup Photo (Right)**




[Distance of 10 mm from the EUT]

■ **Test Setup Photo (Top)**



[Distance of 10 mm from the EUT]

■ **Test Setup Photo (Bottom)**



[Distance of 10 mm from the EUT]