



APPENDIX F: DUT ANTENNA DIAGRAM & SAR TEST SETUP PHOTOGRAPHS

FCC ID A3LSMJ737V		SAR EVALUATION REPORT		Approved by: Quality Manager
Test Dates: 03/18/18 - 04/05/18	DUT Type: Portable Handset			APPENDIX F: Page 1 of 13

Note: Exact antenna dimensions and separation distances are shown in the Technical Descriptions in the FCC Filing.

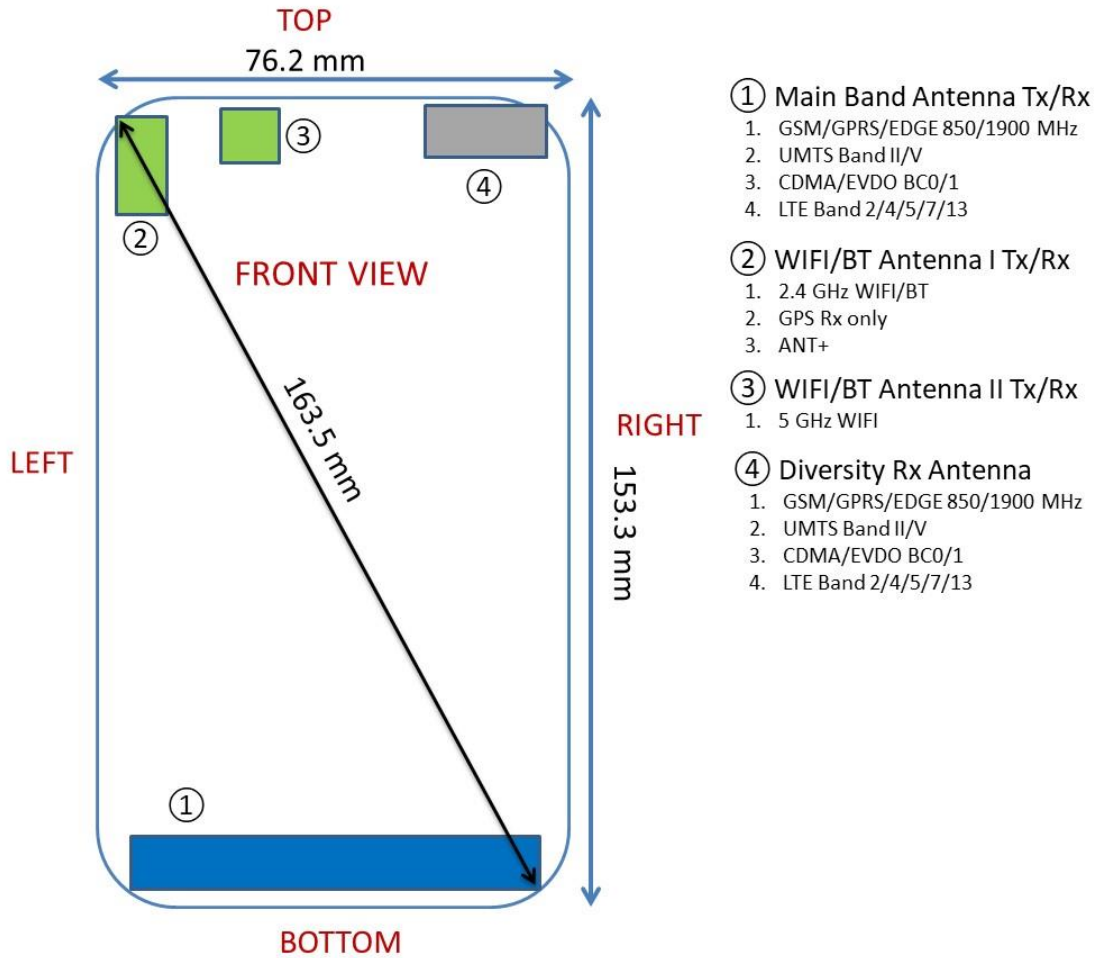






Figure F-1
DUT Antenna Locations



FCC ID A3LSMJ737V		SAR EVALUATION REPORT		Approved by: Quality Manager
Test Dates: 03/18/18 - 04/05/18	DUT Type: Portable Handset	APPENDIX F: Page 2 of 13		



SAR Test Setup Photo 1: Right Cheek



SAR Test Setup Photo 2: Right Tilt



FCC ID A3LSMJ737V		SAR EVALUATION REPORT		Approved by: Quality Manager
Test Dates: 03/18/18 - 04/05/18	DUT Type: Portable Handset			APPENDIX F: Page 3 of 13




SAR Test Setup Photo 3: Left Cheek




SAR Test Setup Photo 4: Left Tilt



FCC ID A3LSMJ737V		SAR EVALUATION REPORT		Approved by: Quality Manager
Test Dates: 03/18/18 - 04/05/18	DUT Type: Portable Handset			APPENDIX F: Page 4 of 13




SAR Test Setup Photo 5: Back Side at 1.5 cm




SAR Test Setup Photo 6: Back Side at 1.0 cm



FCC ID A3LSMJ737V		SAR EVALUATION REPORT		Approved by: Quality Manager
Test Dates: 03/18/18 - 04/05/18	DUT Type: Portable Handset			APPENDIX F: Page 5 of 13



SAR Test Setup Photo 7: Back Side at 0.2 cm



SAR Test Setup Photo 8: Back Side at 0.0 cm



FCC ID A3LSMJ737V		SAR EVALUATION REPORT		Approved by: Quality Manager
Test Dates: 03/18/18 - 04/05/18	DUT Type: Portable Handset			APPENDIX F: Page 6 of 13




SAR Test Setup Photo 9: Front Side at 1.0 cm



SAR Test Setup Photo 10: Front Side at 0.2 cm



FCC ID A3LSMJ737V		SAR EVALUATION REPORT		Approved by: Quality Manager
Test Dates: 03/18/18 - 04/05/18	DUT Type: Portable Handset			APPENDIX F: Page 7 of 13



SAR Test Setup Photo 11: Front Side at 0.0 cm




SAR Test Setup Photo 12: Top Edge at 1.0 cm



FCC ID A3LSMJ737V		SAR EVALUATION REPORT		Approved by: Quality Manager
Test Dates: 03/18/18 - 04/05/18	DUT Type: Portable Handset			APPENDIX F: Page 8 of 13



SAR Test Setup Photo 13: Top Edge at 0.0 cm



SAR Test Setup Photo 14: Bottom Edge at 1.0 cm



FCC ID A3LSMJ737V		SAR EVALUATION REPORT		Approved by: Quality Manager
Test Dates: 03/18/18 - 04/05/18	DUT Type: Portable Handset			APPENDIX F: Page 9 of 13




SAR Test Setup Photo 15: Bottom Edge at 0.2 cm




SAR Test Setup Photo 16: Bottom Edge at 0.0 cm



FCC ID A3LSMJ737V		SAR EVALUATION REPORT		Approved by: Quality Manager
Test Dates: 03/18/18 - 04/05/18	DUT Type: Portable Handset			APPENDIX F: Page 10 of 13




SAR Test Setup Photo 17: Right Edge at 1.0 cm




SAR Test Setup Photo 18: Right Edge at 0.0 cm



FCC ID A3LSMJ737V		SAR EVALUATION REPORT		Approved by: Quality Manager
Test Dates: 03/18/18 - 04/05/18	DUT Type: Portable Handset			APPENDIX F: Page 11 of 13



SAR Test Setup Photo 19: Left Edge at 1.0 cm





SAR Test Setup Photo 20: Left Edge at 0.0 cm

FCC ID A3LSMJ737V		SAR EVALUATION REPORT		Approved by: Quality Manager
Test Dates: 03/18/18 - 04/05/18	DUT Type: Portable Handset			APPENDIX F: Page 12 of 13



SAR Test Setup Photo 21: Horizontal and Vertical Reference Lines

FCC ID A3LSMJ737V		SAR EVALUATION REPORT		Approved by: Quality Manager
Test Dates: 03/18/18 - 04/05/18	DUT Type: Portable Handset			APPENDIX F: Page 13 of 13