

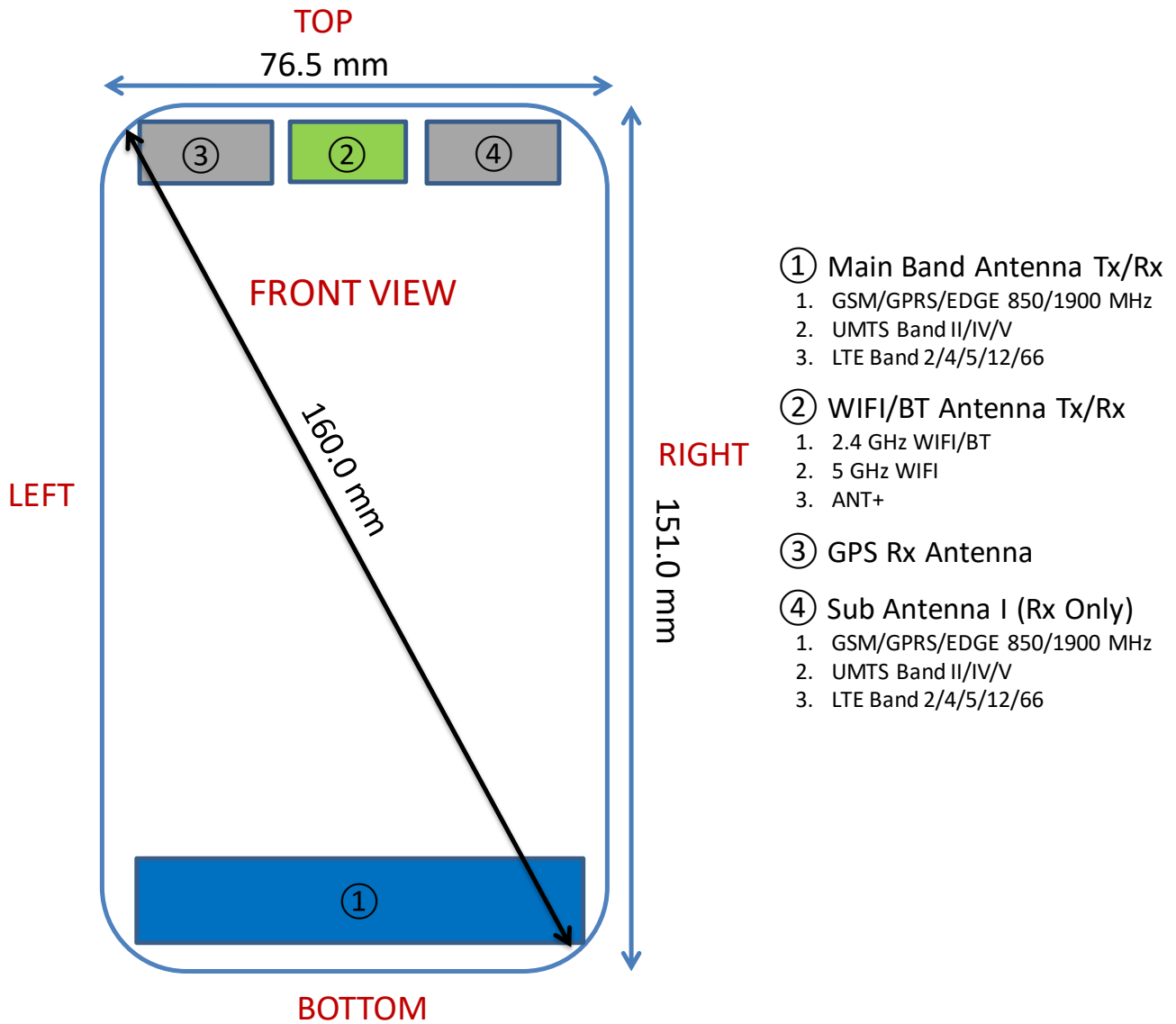




# APPENDIX F: DUT ANTENNA DIAGRAM & SAR TEST SETUP PHOTOGRAPHS


<b>FCC ID</b> A3LSMJ727T		<b>SAR EVALUATION REPORT</b>		<b>Approved by:</b> Quality Manager
<b>Test Dates:</b> 01/26/17 - 03/13/17	<b>DUT Type:</b> Portable Handset			APPENDIX F: Page 1 of 13



Note: Exact antenna dimensions and separation distances are shown in the Technical Descriptions in the FCC Filing.

**Figure F-1**  
**DUT Antenna Locations**



<b>FCC ID</b> A3LSMJ727T		<b>SAR EVALUATION REPORT</b>		<b>Approved by:</b> Quality Manager
<b>Test Dates:</b> 01/26/17 - 03/13/17	<b>DUT Type:</b> Portable Handset			APPENDIX F: Page 2 of 13



**SAR Test Setup Photo 1 – Right cheek**




**SAR Test Setup Photo 2 – Right Tilt**



<b>FCC ID</b> A3LSMJ727T		<b>SAR EVALUATION REPORT</b>		<b>Approved by:</b> Quality Manager
<b>Test Dates:</b> 01/26/17 - 03/13/17	<b>DUT Type:</b> Portable Handset			<b>APPENDIX F:</b> Page 3 of 13




**SAR Test Setup Photo 3 – Left Cheek**




**SAR Test Setup Photo 4 – Left Tilt**



<b>FCC ID</b> A3LSMJ727T		<b>SAR EVALUATION REPORT</b>		<b>Approved by:</b> Quality Manager
<b>Test Dates:</b> 01/26/17 - 03/13/17	<b>DUT Type:</b> Portable Handset			<b>APPENDIX F:</b> Page 4 of 13



**SAR Test Setup Photo 5 – Back side at 15 mm**




**SAR Test Setup Photo 6 – Back side at 10 mm**



<b>FCC ID</b> A3LSMJ727T		<b>SAR EVALUATION REPORT</b>		<b>Approved by:</b> Quality Manager
<b>Test Dates:</b> 01/26/17 - 03/13/17	<b>DUT Type:</b> Portable Handset			<b>APPENDIX F:</b> Page 5 of 13




**SAR Test Setup Photo 7 – Back side at 2 mm**




**SAR Test Setup Photo 8 – Back side at 0 mm**



<b>FCC ID</b> A3LSMJ727T		<b>SAR EVALUATION REPORT</b>		<b>Approved by:</b> Quality Manager
<b>Test Dates:</b> 01/26/17 - 03/13/17	<b>DUT Type:</b> Portable Handset			<b>APPENDIX F:</b> Page 6 of 13



SAR Test Setup Photo 9 – Front side at 10 mm



SAR Test Setup Photo 10 – Front side at 2 mm



FCC ID A3LSMJ727T		SAR EVALUATION REPORT		Approved by: Quality Manager
Test Dates: 01/26/17 - 03/13/17	DUT Type: Portable Handset			APPENDIX F: Page 7 of 13




**SAR Test Setup Photo 11 – Front side at 0 mm**



**SAR Test Setup Photo 12 – Top edge at 10 mm**



<b>FCC ID</b> A3LSMJ727T		<b>SAR EVALUATION REPORT</b>		<b>Approved by:</b> Quality Manager
<b>Test Dates:</b> 01/26/17 - 03/13/17	<b>DUT Type:</b> Portable Handset			<b>APPENDIX F:</b> Page 8 of 13



**SAR Test Setup Photo 13 – Top edge at 0 mm**




**SAR Test Setup Photo 14 – Bottom edge at 10 mm**



<b>FCC ID</b> A3LSMJ727T		<b>SAR EVALUATION REPORT</b>		<b>Approved by:</b> Quality Manager
<b>Test Dates:</b> 01/26/17 - 03/13/17	<b>DUT Type:</b> Portable Handset	<b>APPENDIX F:</b> Page 9 of 13		




**SAR Test Setup Photo 15 – Bottom edge at 2 mm**




**SAR Test Setup Photo 16 – Bottom edge at 0 mm**



<b>FCC ID</b> A3LSMJ727T		<b>SAR EVALUATION REPORT</b>		<b>Approved by:</b> Quality Manager
<b>Test Dates:</b> 01/26/17 - 03/13/17	<b>DUT Type:</b> Portable Handset	<b>APPENDIX F:</b> Page 10 of 13		




**SAR Test Setup Photo 17 – Right edge at 10 mm**




**SAR Test Setup Photo 18 – Right edge at 0 mm**



<b>FCC ID</b> A3LSMJ727T		<b>SAR EVALUATION REPORT</b>		<b>Approved by:</b> Quality Manager
<b>Test Dates:</b> 01/26/17 - 03/13/17	<b>DUT Type:</b> Portable Handset			<b>APPENDIX F:</b> Page 11 of 13

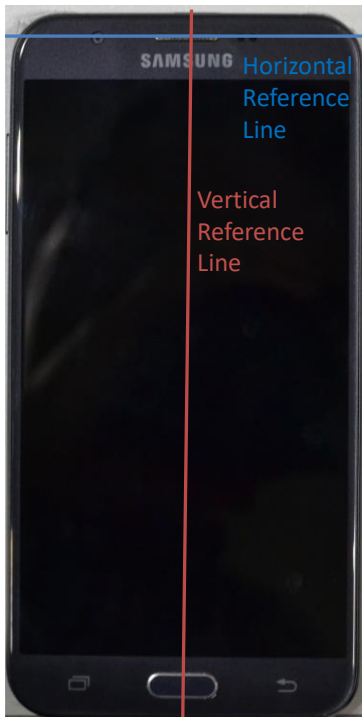


SAR Test Setup Photo 19 – Left edge at 10 mm





SAR Test Setup Photo 20 – Left edge at 0 mm

<b>FCC ID</b> A3LSMJ727T		<b>SAR EVALUATION REPORT</b>		<b>Approved by:</b> Quality Manager
<b>Test Dates:</b> 01/26/17 - 03/13/17	<b>DUT Type:</b> Portable Handset			<b>APPENDIX F:</b> Page 12 of 13



**SAR Test Setup Photo 21 – Horizontal and Vertical Reference Lines**

<b>FCC ID</b> A3LSMJ727T		<b>SAR EVALUATION REPORT</b>		<b>Approved by:</b> Quality Manager
<b>Test Dates:</b> 01/26/17 - 03/13/17	<b>DUT Type:</b> Portable Handset			<b>APPENDIX F:</b> Page 13 of 13