

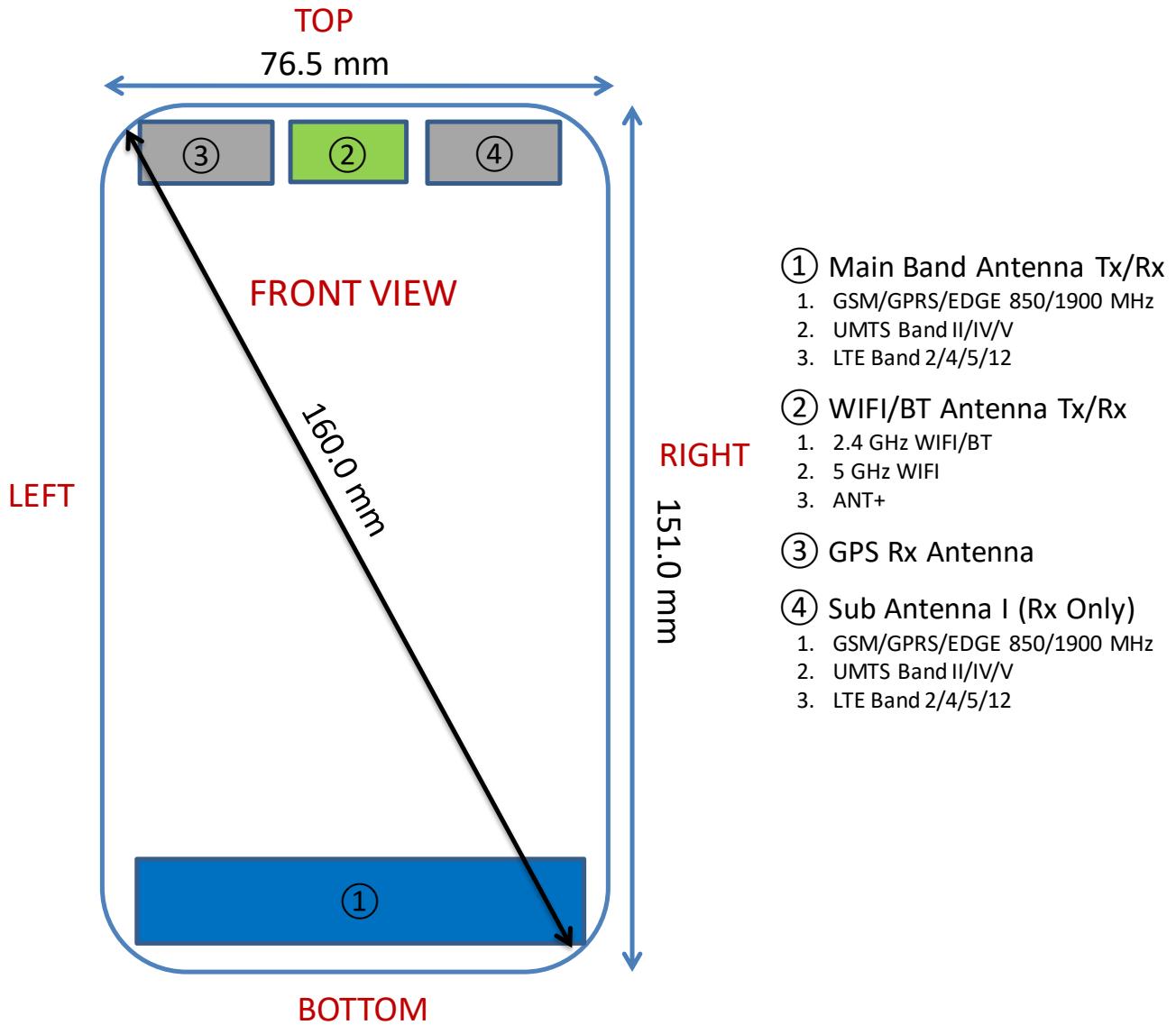




APPENDIX F: DUT ANTENNA DIAGRAM & SAR TEST SETUP PHOTOGRAPHS


FCC ID A3LSMJ727A		SAR EVALUATION REPORT		Approved by: Quality Manager
Test Dates: 01/26/17 - 02/20/17	DUT Type: Portable Handset			APPENDIX F: Page 1 of 13



Note: Exact antenna dimensions and separation distances are shown in the Technical Descriptions in the FCC Filing.

Figure F-1
DUT Antenna Locations



FCC ID A3LSMJ727A		SAR EVALUATION REPORT		Approved by: Quality Manager
Test Dates: 01/26/17 - 02/20/17	DUT Type: Portable Handset			APPENDIX F: Page 2 of 13



SAR Test Setup Photo 1 – Right cheek




SAR Test Setup Photo 2 – Right Tilt



FCC ID A3LSMJ727A		SAR EVALUATION REPORT		Approved by: Quality Manager
Test Dates: 01/26/17 - 02/20/17	DUT Type: Portable Handset			APPENDIX F: Page 3 of 13




SAR Test Setup Photo 3 – Left Cheek




SAR Test Setup Photo 4 – Left Tilt



FCC ID A3LSMJ727A		SAR EVALUATION REPORT		Approved by: Quality Manager
Test Dates: 01/26/17 - 02/20/17	DUT Type: Portable Handset			APPENDIX F: Page 4 of 13



SAR Test Setup Photo 5 – Back side at 15 mm




SAR Test Setup Photo 6 – Back side at 10 mm



FCC ID A3LSMJ727A		SAR EVALUATION REPORT		Approved by: Quality Manager
Test Dates: 01/26/17 - 02/20/17	DUT Type: Portable Handset	APPENDIX F: Page 5 of 13		




SAR Test Setup Photo 7 – Back side at 2 mm




SAR Test Setup Photo 8 – Back side at 0 mm



FCC ID A3LSMJ727A		SAR EVALUATION REPORT		Approved by: Quality Manager
Test Dates: 01/26/17 - 02/20/17	DUT Type: Portable Handset			APPENDIX F: Page 6 of 13



SAR Test Setup Photo 9 – Front side at 10 mm



SAR Test Setup Photo 10 – Front side at 2 mm



FCC ID A3LSMJ727A		SAR EVALUATION REPORT		Approved by: Quality Manager
Test Dates: 01/26/17 - 02/20/17	DUT Type: Portable Handset			APPENDIX F: Page 7 of 13




SAR Test Setup Photo 11 – Front side at 0 mm



SAR Test Setup Photo 12 – Top edge at 10 mm



FCC ID A3LSMJ727A		SAR EVALUATION REPORT		Approved by: Quality Manager
Test Dates: 01/26/17 - 02/20/17	DUT Type: Portable Handset			APPENDIX F: Page 8 of 13



SAR Test Setup Photo 13 – Top edge at 0 mm



SAR Test Setup Photo 14 – Bottom edge at 10 mm



FCC ID A3LSMJ727A		SAR EVALUATION REPORT		Approved by: Quality Manager
Test Dates: 01/26/17 - 02/20/17	DUT Type: Portable Handset	APPENDIX F: Page 9 of 13		




SAR Test Setup Photo 15 – Bottom edge at 2 mm




SAR Test Setup Photo 16 – Bottom edge at 0 mm



FCC ID A3LSMJ727A		SAR EVALUATION REPORT		Approved by: Quality Manager
Test Dates: 01/26/17 - 02/20/17	DUT Type: Portable Handset	APPENDIX F: Page 10 of 13		




SAR Test Setup Photo 17 – Right edge at 10 mm




SAR Test Setup Photo 18 – Right edge at 0 mm



FCC ID A3LSMJ727A		SAR EVALUATION REPORT		Approved by: Quality Manager
Test Dates: 01/26/17 - 02/20/17	DUT Type: Portable Handset			APPENDIX F: Page 11 of 13

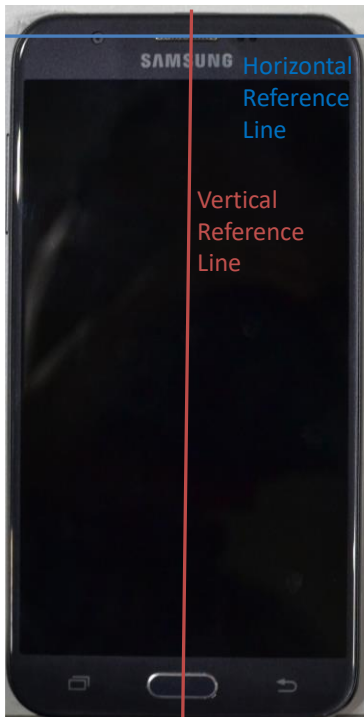


SAR Test Setup Photo 19 – Left edge at 10 mm





SAR Test Setup Photo 20 – Left edge at 0 mm

FCC ID A3LSMJ727A		SAR EVALUATION REPORT		Approved by: Quality Manager
Test Dates: 01/26/17 - 02/20/17	DUT Type: Portable Handset	APPENDIX F: Page 12 of 13		



SAR Test Setup Photo 21 – Horizontal and Vertical Reference Lines

FCC ID A3LSMJ727A		SAR EVALUATION REPORT		Approved by: Quality Manager
Test Dates: 01/26/17 - 02/20/17	DUT Type: Portable Handset			APPENDIX F: Page 13 of 13