



18. TEST PHOTOGRAPHS

See following Attached Pages for setup photographs.

FCC ID: A3LSMJ700M	 PCTEST ENGINEERING LABORATORY, INC.	HAC (RF EMISSIONS) TEST REPORT		Reviewed by: Quality Manager
Filename: 0Y1506301376.A3L	Test Dates: 06/22/2015 -06/24/2015	EUT Type: Portable Handset	Page 56 of 58	




Figure 18-1
Ear Reference Point HAC Phantom Alignment






Figure 18-2
HAC Phantom Plane Alignment

FCC ID: A3LSMJ700M		HAC (RF EMISSIONS) TEST REPORT		Reviewed by: Quality Manager
Filename: 0Y1506301376.A3L	Test Dates: 06/22/2015 -06/24/2015	EUT Type: Portable Handset	Page 57 of 58	

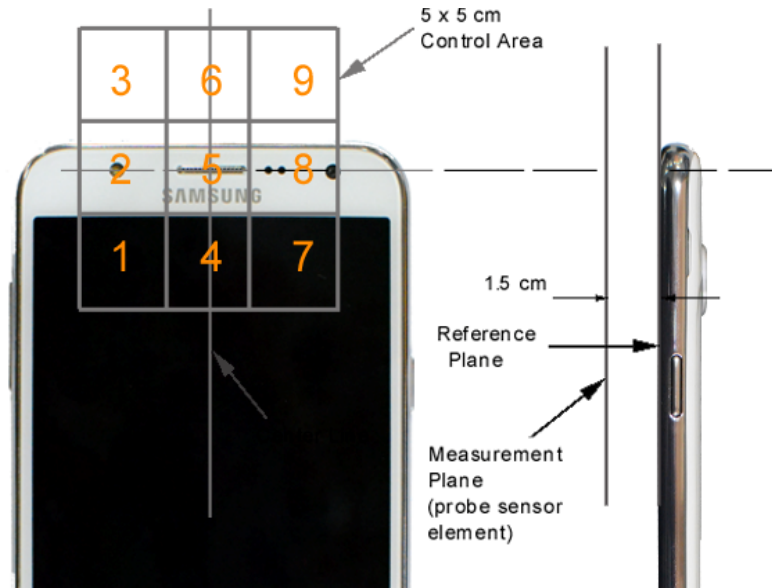


Figure 18-3 5x5 Scan grid above WD



Figure 18-4 E-Field WD Scan overlay

FCC ID: A3LSMJ700M	PCTEST ENGINEERING LABORATORY, INC.	HAC (RF EMISSIONS) TEST REPORT		Reviewed by: Quality Manager
Filename: 0Y1506301376.A3L	Test Dates: 06/22/2015 -06/24/2015	EUT Type: Portable Handset		Page 58 of 58