

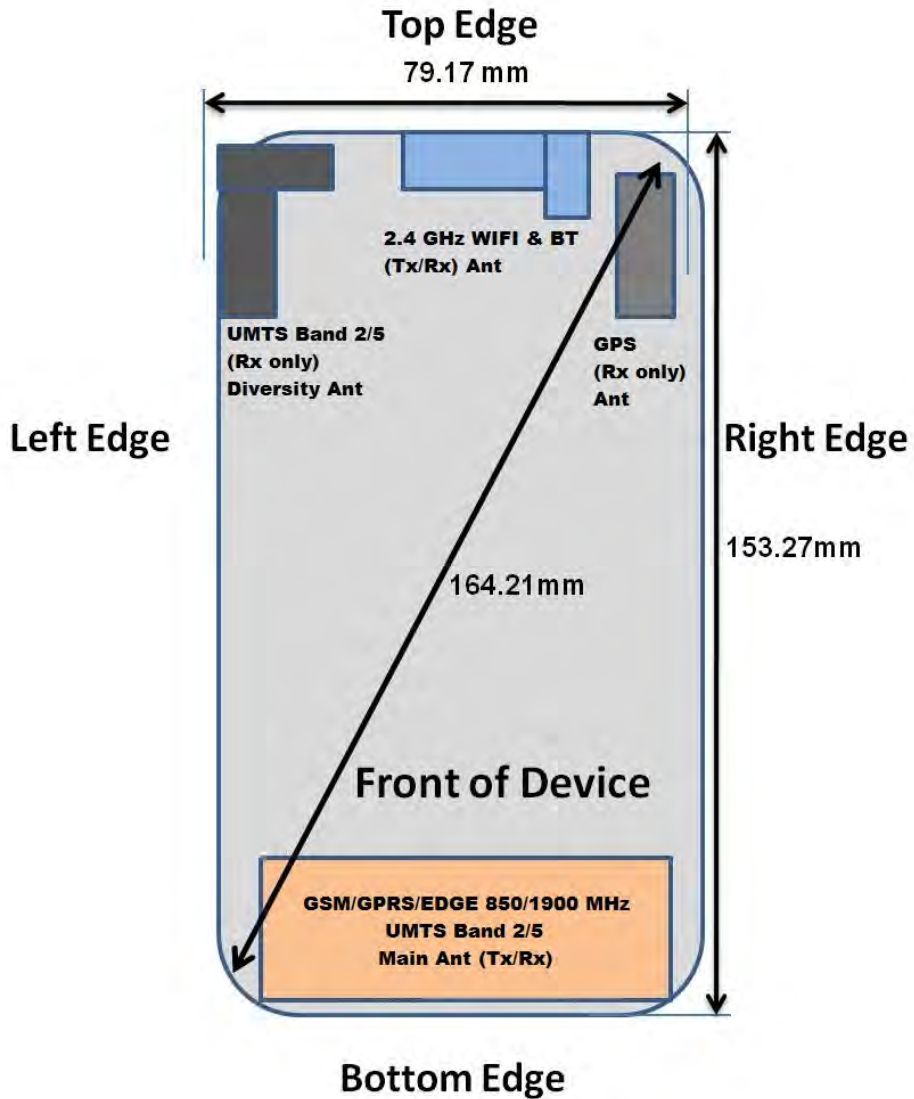




APPENDIX F: DUT ANTENNA DIAGRAM & SAR TEST SETUP PHOTOGRAPHS


| | | | |
|---|---|----------------------------|---|
| FCC ID A3LSMJ700H |  | SAR EVALUATION REPORT |  Reviewed by: Quality Manager |
| Test Dates: 07/13/15 – 07/15/15 | DUT Type: Portable Handset | APPENDIX F: Page 1 of 7 | |



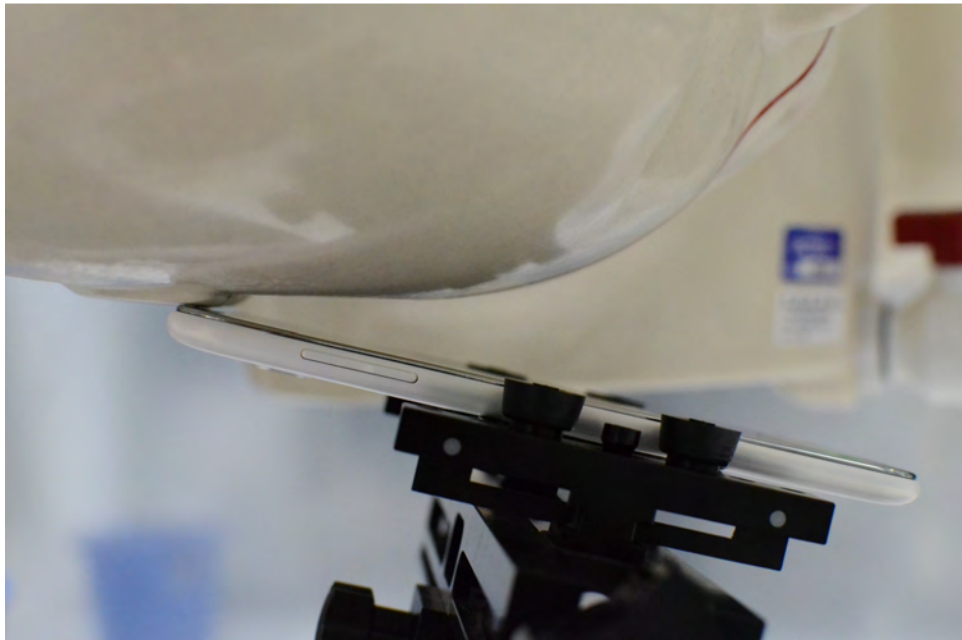
Note: Exact antenna dimensions and separation distances are shown in the Technical Descriptions in the FCC Filing.

Figure F-1
DUT Antenna Locations



| | | | |
|------------------------------------|---|----------------------------|--|
| FCC ID A3LSMJ700H |  PCTEST ENGINEERING LABORATORY, INC. | SAR EVALUATION REPORT |  Reviewed by: Quality Manager |
| Test Dates: 07/13/15 – 07/15/15 | DUT Type: Portable Handset | APPENDIX F: Page 2 of 7 | |




SAR Test Setup Photo 1: Right Cheek




SAR Test Setup Photo 2: Right Tilt



| | | | |
|---|---|-----------------------------------|--|
| FCC ID A3LSMJ700H |  | SAR EVALUATION REPORT |  Reviewed by: Quality Manager |
| Test Dates: 07/13/15 – 07/15/15 | DUT Type: Portable Handset | APPENDIX F: Page 3 of 7 | |




SAR Test Setup Photo 3: Left Cheek




SAR Test Setup Photo 4: Left Tilt



| | | | | |
|------------------------------------|---|----------------------------|---|---------------------------------|
| FCC ID A3LSMJ700H |  | SAR EVALUATION REPORT |  | Reviewed by: Quality Manager |
| Test Dates: 07/13/15 – 07/15/15 | DUT Type: Portable Handset | APPENDIX F: Page 4 of 7 | | |



SAR Test Setup Photo 5: Backside at 10 mm




SAR Test Setup Photo 6: Front Side at 10 mm



| | | | | |
|------------------------------------|---|----------------------------|---|---------------------------------|
| FCC ID A3LSMJ700H |  | SAR EVALUATION REPORT |  | Reviewed by: Quality Manager |
| Test Dates: 07/13/15 – 07/15/15 | DUT Type: Portable Handset | APPENDIX F: Page 5 of 7 | | |



SAR Test Setup Photo 7: Top Edge at 10 mm




SAR Test Setup Photo 8: Right Edge at 10 mm

| | | | | |
|------------------------------------|---|----------------------------|---|---------------------------------|
| FCC ID A3LSMJ700H |  | SAR EVALUATION REPORT |  | Reviewed by: Quality Manager |
| Test Dates: 07/13/15 – 07/15/15 | DUT Type: Portable Handset | APPENDIX F: Page 6 of 7 | | |



SAR Test Setup Photo 9: Horizontal and Vertical Reference Lines

| | | | |
|---|---|-----------------------------------|--|
| FCC ID A3LSMJ700H |  | SAR EVALUATION REPORT | Reviewed by: Quality Manager |
| Test Dates: 07/13/15 – 07/15/15 | DUT Type: Portable Handset | APPENDIX F: Page 7 of 7 | |