

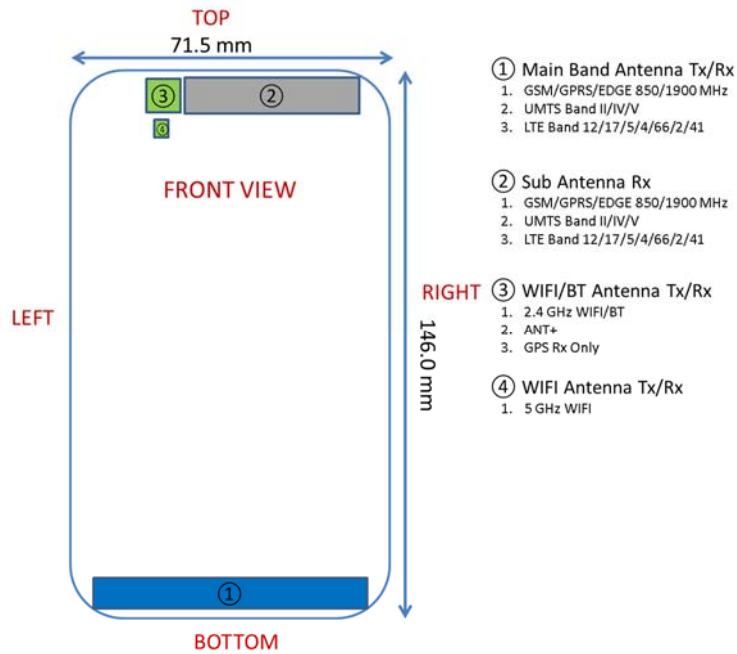


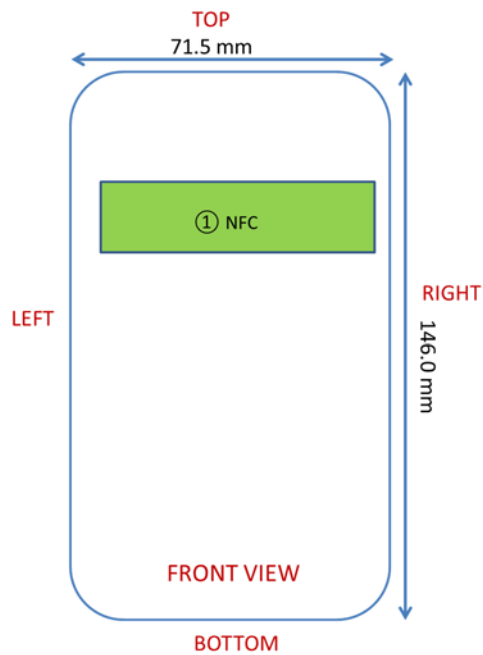
APPENDIX F: DUT ANTENNA DIAGRAM & SAR TEST SETUP PHOTOGRAPHS

FCC ID A3LSMJ530G		SAR EVALUATION REPORT		Approved by: Quality Manager
Test Dates: 03/20/17 - 04/20/17	DUT Type: Portable Handset			APPENDIX F: Page 1 of 8



Note: Exact antenna dimensions and separation distances are shown in the Technical Descriptions in the FCC Filing.




**Figure F-1
DUT Antenna Locations**




**Figure F-2
NFC Location**



FCC ID A3LSMJ530G		SAR EVALUATION REPORT		Approved by: Quality Manager
Test Dates: 03/20/17 - 04/20/17	DUT Type: Portable Handset			APPENDIX F: Page 2 of 8



SAR Test Setup Photo 1 – Right Cheek




SAR Test Setup Photo 2 – Right Tilt



FCC ID A3LSMJ530G	 <small>PROFESSIONAL LABORATORY, INC.</small>	SAR EVALUATION REPORT		Approved by: Quality Manager
Test Dates: 03/20/17 - 04/20/17	DUT Type: Portable Handset			APPENDIX F: Page 3 of 8



SAR Test Setup Photo 3 – Left Cheek



SAR Test Setup Photo 4 – Left Tilt



FCC ID A3LSMJ530G		SAR EVALUATION REPORT		Approved by: Quality Manager
Test Dates: 03/20/17 - 04/20/17	DUT Type: Portable Handset			APPENDIX F: Page 4 of 8



SAR Test Setup Photo 5 – Back Side at 15 mm



SAR Test Setup Photo 6 – Back Side at 10 mm



FCC ID A3LSMJ530G	 <small>PROFESSIONAL LABORATORY, INC.</small>	SAR EVALUATION REPORT	 Approved by: Quality Manager
Test Dates: 03/20/17 - 04/20/17	DUT Type: Portable Handset	APPENDIX F: Page 5 of 8	



SAR Test Setup Photo 7 – Front Side at 10 mm



SAR Test Setup Photo 8 – Top Edge at 10 mm



FCC ID A3LSMJ530G	 <small>PROFESSIONAL LABORATORY, INC.</small>	SAR EVALUATION REPORT	 Approved by: Quality Manager
Test Dates: 03/20/17 - 04/20/17	DUT Type: Portable Handset	APPENDIX F: Page 6 of 8	



SAR Test Setup Photo 9 – Bottom Edge at 10 mm



SAR Test Setup Photo 10 – Right Edge at 10 mm



FCC ID A3LSMJ530G		SAR EVALUATION REPORT	 Approved by: Quality Manager
Test Dates: 03/20/17 - 04/20/17	DUT Type: Portable Handset	APPENDIX F: Page 7 of 8	



SAR Test Setup Photo 11 – Left Edge at 10 mm



SAR Test Setup Photo 12 – Horizontal and Vertical Reference Lines

FCC ID A3LSMJ530G		SAR EVALUATION REPORT		Approved by: Quality Manager
Test Dates: 03/20/17 - 04/20/17	DUT Type: Portable Handset			APPENDIX F: Page 8 of 8