

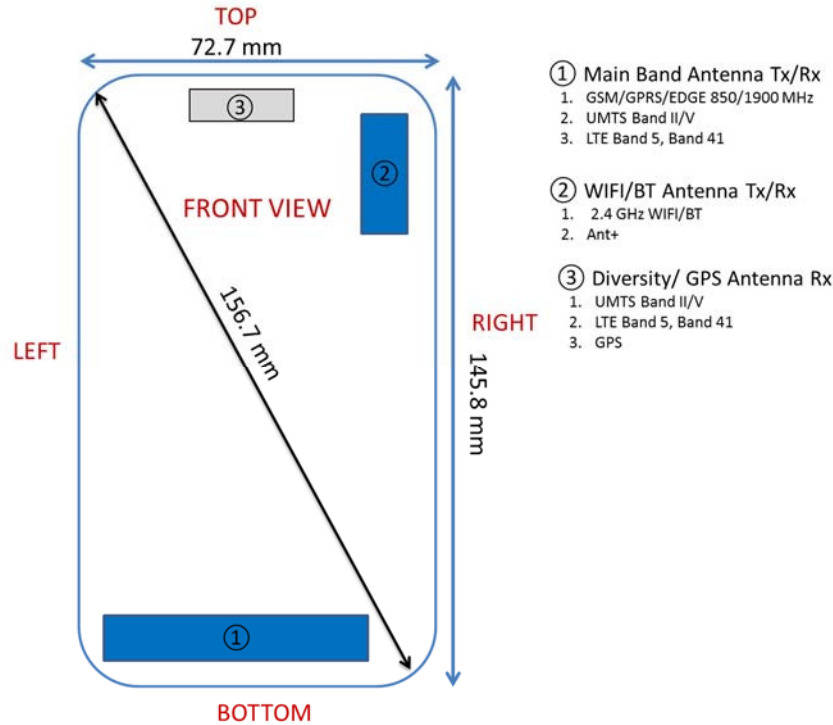


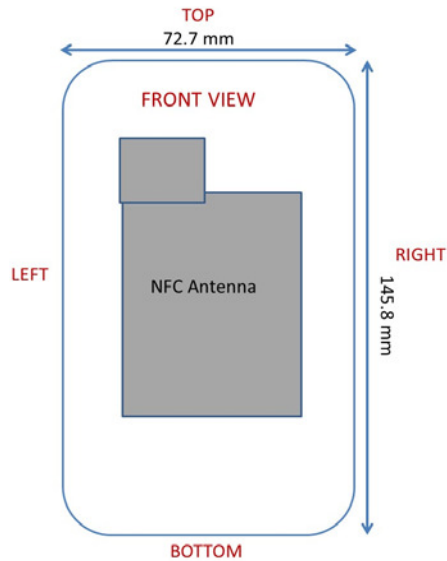
APPENDIX F: DUT ANTENNA DIAGRAM & SAR TEST SETUP PHOTOGRAPHS

FCC ID: A3LSMJ510GN		SAR EVALUATION REPORT		Reviewed by: Quality Manager
Test Dates: 02/15/16 - 02/22/16, 03/29/16 - 03/30/16	DUT Type: Portable Handset	APPENDIX F: Page 1 of 9		






Note: Exact antenna dimensions and separation distances are shown in the Technical Descriptions in the FCC Filing.

**Figure F-1
 DUT Antenna Locations**




**Figure F-2
 NFC Antenna Locations**



FCC ID: A3LSMJ510GN		SAR EVALUATION REPORT	 Reviewed by: Quality Manager
Test Dates: 02/15/16 - 02/22/16, 03/29/16 - 03/30/16	DUT Type: Portable Handset	APPENDIX F: Page 2 of 9	




SAR Test Setup Photo 1: Right Cheek



SAR Test Setup Photo 2: Right Tilt



FCC ID: A3LSMJ510GN		SAR EVALUATION REPORT		Reviewed by: Quality Manager
Test Dates: 02/15/16 - 02/22/16, 03/29/16 - 03/30/16	DUT Type: Portable Handset			APPENDIX F: Page 3 of 9




SAR Test Setup Photo 3: Left Cheek




SAR Test Setup Photo 4: Mouth-Jaw Replacing Left Cheek



FCC ID: A3LSMJ510GN		SAR EVALUATION REPORT		Reviewed by: Quality Manager
Test Dates: 02/15/16 - 02/22/16, 03/29/16 - 03/30/16	DUT Type: Portable Handset	APPENDIX F: Page 4 of 9		




SAR Test Setup Photo 5: Left Tilt




SAR Test Setup Photo 6: Mouth-Jaw Replacing Left Tilt



FCC ID: A3LSMJ510GN	 SAR EVALUATION REPORT		Reviewed by: Quality Manager
Test Dates: 02/15/16 - 02/22/16, 03/29/16 - 03/30/16	DUT Type: Portable Handset	APPENDIX F: Page 5 of 9	




SAR Test Setup Photo 7: Back at 1.5 cm



SAR Test Setup Photo 8: Back at 1.0 cm



FCC ID: A3LSMJ510GN		SAR EVALUATION REPORT		Reviewed by: Quality Manager
Test Dates: 02/15/16 - 02/22/16, 03/29/16 - 03/30/16	DUT Type: Portable Handset	APPENDIX F: Page 6 of 9		



SAR Test Setup Photo 9: Front at 1.0 cm




SAR Test Setup Photo 10: Top at 1.0 cm



FCC ID: A3LSMJ510GN		SAR EVALUATION REPORT		Reviewed by: Quality Manager
Test Dates: 02/15/16 - 02/22/16, 03/29/16 - 03/30/16	DUT Type: Portable Handset			APPENDIX F: Page 7 of 9



SAR Test Setup Photo 11: Bottom at 1.0 cm



SAR Test Setup Photo 12: Right at 1.0 cm



FCC ID: A3LSMJ510GN		SAR EVALUATION REPORT		Reviewed by: Quality Manager
Test Dates: 02/15/16 - 02/22/16, 03/29/16 - 03/30/16	DUT Type: Portable Handset	APPENDIX F: Page 8 of 9		



SAR Test Setup Photo 13: Left at 1.0 cm



SAR Test Setup Photo 14: Horizontal and Vertical Reference Lines

FCC ID: A3LSMJ510GN		SAR EVALUATION REPORT		Reviewed by: Quality Manager
Test Dates: 02/15/16 - 02/22/16, 03/29/16 - 03/30/16	DUT Type: Portable Handset			APPENDIX F: Page 9 of 9