

## ANNEX A\_ Test Setup Photo

### 1. Revision History


Rev. No.	Issue Date	Description
0	September 11, 2018	First approval report


### 2. Test Setup Photo No.


No.	File No.
1	HCT-RF-1809-FC040-P
2	HCT-RF-1809-FC041-P
3	HCT-RF-1809-FC042-P

## 1. Radiated Test Setup Photo


1GHz under:




















**1GHz above:**



















## 2. Conducted Test Setup Photo



### 3. AC Power Line Conducted Test Setup Photo

(Conducted Emission \_front)



**(Conducted Emission \_back)**

