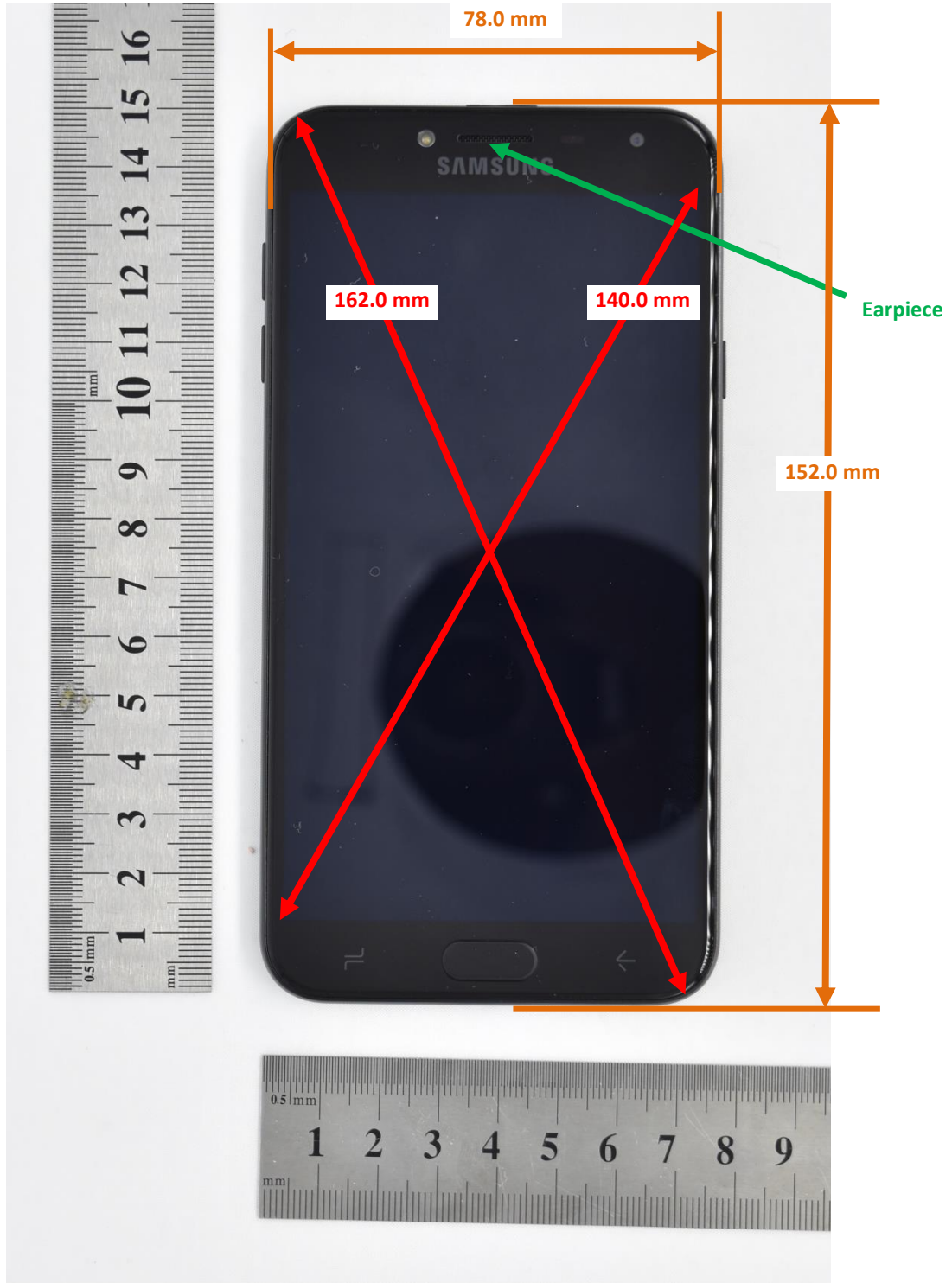


DUT and SAR Set-up Photos

Overall Dimensions



Front View of the DUT



Rear View of the DUT



Setup Photos

Handset Vertical and Horizontal Reference Lines


Vertical
Center Line




Horizontal
Line

Head Exposure Conditions

Left Touch




Left Tilt (15°)



Right Touch




Right Tilt (15°)




Body-worn Accessory Exposure Conditions

Rear (15 mm)




Front (15 mm)




Hotspot Exposure Conditions


Rear (10 mm)




Front (10 mm)




Edge 1 (10 mm)




Edge 2 (10 mm)



Edge 3 (10 mm)



Edge 4 (10 mm)



Antenna Dimensions & Separation Distances

- ① Wi-Fi / BT Ant. (TX & RX)
GPS Ant. (Rx)

- ② Main Ant (TX & RX)
 - GSM 850
 - WCDMA Band V
 - LTE Band 5
 - GSM 900, 1800 (Non USA)
 - WCDMA Band I, VIII (Non USA)
 - LTE Band 1, 3, 7, 8, 20, 38, 40 (Non USA)

- ③ Sub Ant(Rx)
 - GSM 850
 - WCDMA Band V
 - LTE Band 5
 - GSM 900, 1800 (Non USA)
 - WCDMA Band I, VIII (Non USA)
 - LTE Band 1, 3, 7, 8, 20, 38, 40 (Non USA)

