

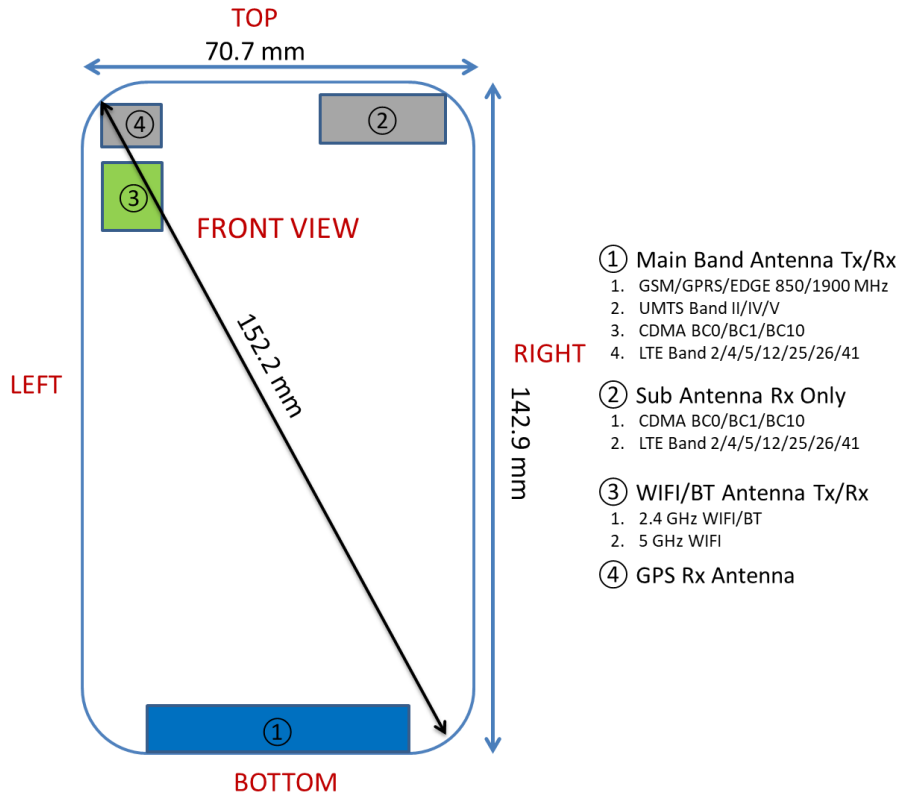




APPENDIX F: DUT ANTENNA DIAGRAM & SAR TEST SETUP PHOTOGRAPHS


FCC ID A3LSMJ337P		SAR EVALUATION REPORT		Approved by: Quality Manager
Test Dates: 03/22/18 - 04/10/18	DUT Type: Portable Handset			APPENDIX F: Page 1 of 8




Note: Exact antenna dimensions and separation distances are shown in the Technical Descriptions in the FCC Filing.

Figure F-1
DUT Antenna Locations



FCC ID A3LSMJ337P	 PCTEST <small>PROFESSIONAL CORPORATION, INC.</small>	SAR EVALUATION REPORT		Approved by: Quality Manager
Test Dates: 03/22/18 - 04/10/18	DUT Type: Portable Handset			APPENDIX F: Page 2 of 8




SAR Test Setup Photo 1: Right Cheek




SAR Test Setup Photo 2: Right Tilt



FCC ID A3LSMJ337P		SAR EVALUATION REPORT		Approved by: Quality Manager
Test Dates: 03/22/18 - 04/10/18	DUT Type: Portable Handset			APPENDIX F: Page 3 of 8




SAR Test Setup Photo 3: Left Cheek




SAR Test Setup Photo 4: Left Tilt



FCC ID A3LSMJ337P		SAR EVALUATION REPORT		Approved by: Quality Manager
Test Dates: 03/22/18 - 04/10/18	DUT Type: Portable Handset	APPENDIX F: Page 4 of 8		




SAR Test Setup Photo 5: Back Side at 1.5 cm




SAR Test Setup Photo 6: Back Side at 1.0 cm



FCC ID A3LSMJ337P	 <small>PROFESSIONAL LABORATORY, INC.</small>	SAR EVALUATION REPORT		Approved by: Quality Manager
Test Dates: 03/22/18 - 04/10/18	DUT Type: Portable Handset	APPENDIX F: Page 5 of 8		



SAR Test Setup Photo 7: Front Side at 1.0 cm




SAR Test Setup Photo 8: Top Edge at 1.0 cm



FCC ID A3LSMJ337P	 <small>PROFESSIONAL LABORATORY, INC.</small>	SAR EVALUATION REPORT		Approved by: Quality Manager
Test Dates: 03/22/18 - 04/10/18	DUT Type: Portable Handset			APPENDIX F: Page 6 of 8




SAR Test Setup Photo 9: Bottom Edge at 1.0 cm



SAR Test Setup Photo 10: Right Edge at 1.0 cm



FCC ID A3LSMJ337P		SAR EVALUATION REPORT		Approved by: Quality Manager
Test Dates: 03/22/18 - 04/10/18	DUT Type: Portable Handset			APPENDIX F: Page 7 of 8



SAR Test Setup Photo 11: Left Edge at 1.0 cm



**Figure F-2
Reference Line Diagram**

FCC ID A3LSMJ337P		SAR EVALUATION REPORT		Approved by: Quality Manager
Test Dates: 03/22/18 - 04/10/18	DUT Type: Portable Handset			APPENDIX F: Page 8 of 8