

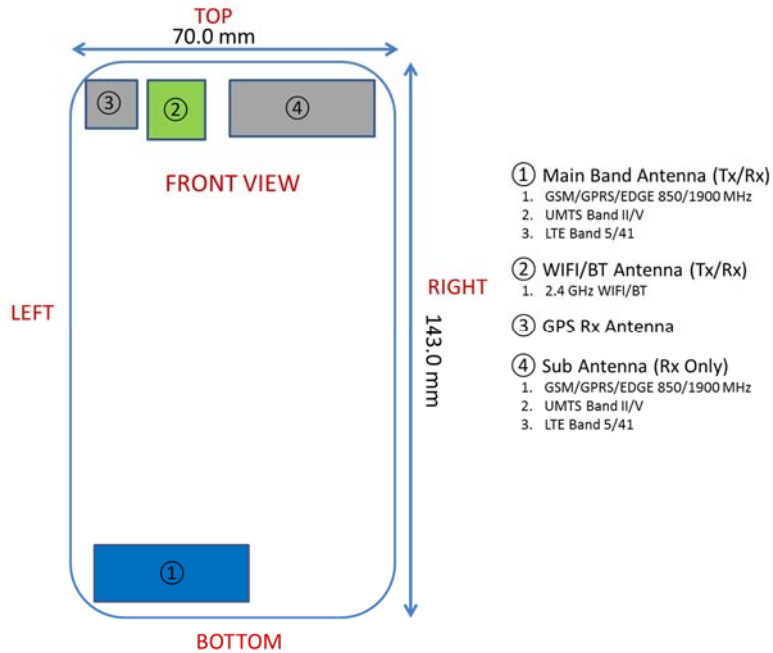


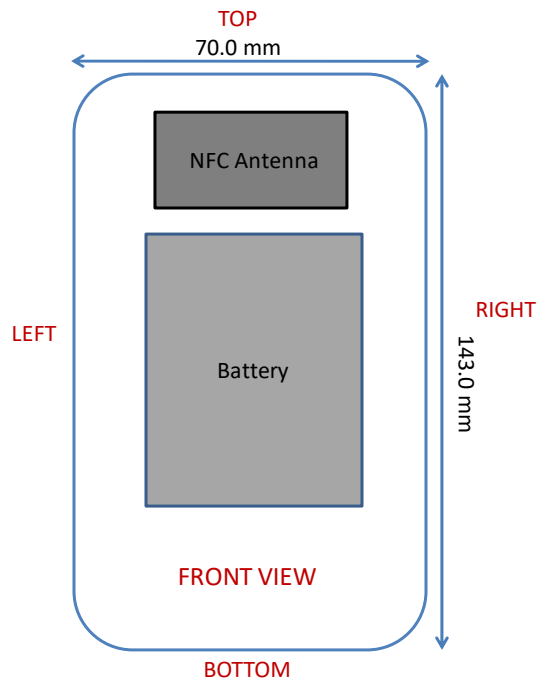
APPENDIX F: DUT ANTENNA DIAGRAM & SAR TEST SETUP PHOTOGRAPHS

| | | | | |
|---|---|------------------------------|---|--|
| FCC ID A3LSMJ3308 |  | SAR EVALUATION REPORT |  | Approved by: Quality Manager |
| Test Dates: 05/01/17 - 05/05/17 | DUT Type: Portable Handset | | | APPENDIX F: Page 1 of 8 |






Note: Exact antenna dimensions and separation distances are shown in the Technical Descriptions in the FCC Filing.

**Figure F-1
DUT Antenna Locations**




**Figure F-2
NFC Antenna Location**



| | | | | |
|------------------------------------|---|-----------------------|---|---------------------------------|
| FCC ID A3LSMJ3308 |  | SAR EVALUATION REPORT |  | Approved by: Quality Manager |
| Test Dates: 05/01/17 - 05/05/17 | DUT Type: Portable Handset | | | APPENDIX F: Page 2 of 8 |




SAR Test Setup Photo 1 – Right Cheek




SAR Test Setup Photo 2 – Right Tilt



| | | | | |
|---|---|------------------------------|---|--|
| FCC ID A3LSMJ3308 |  | SAR EVALUATION REPORT |  | Approved by: Quality Manager |
| Test Dates: 05/01/17 - 05/05/17 | DUT Type: Portable Handset | | | APPENDIX F: Page 3 of 8 |




SAR Test Setup Photo 3 – Left Cheek




SAR Test Setup Photo 4 – Left Tilt



| | | | | |
|---|---|------------------------------|---|--|
| FCC ID A3LSMJ3308 |  | SAR EVALUATION REPORT |  | Approved by: Quality Manager |
| Test Dates: 05/01/17 - 05/05/17 | DUT Type: Portable Handset | | | APPENDIX F: Page 4 of 8 |



SAR Test Setup Photo 5 – Back Side at 10 mm



SAR Test Setup Photo 6 – Back Side at 15 mm



| | | | | |
|------------------------------------|---|----------------------------|---|---------------------------------|
| FCC ID A3LSMJ3308 |  | SAR EVALUATION REPORT |  | Approved by: Quality Manager |
| Test Dates: 05/01/17 - 05/05/17 | DUT Type: Portable Handset | APPENDIX F: Page 5 of 8 | | |



SAR Test Setup Photo 7 – Front Side at 10 mm



SAR Test Setup Photo 8 – Top Edge at 10 mm



| | | | | |
|---|---|------------------------------|---|--|
| FCC ID A3LSMJ3308 |  | SAR EVALUATION REPORT |  | Approved by: Quality Manager |
| Test Dates: 05/01/17 - 05/05/17 | DUT Type: Portable Handset | | | APPENDIX F: Page 6 of 8 |



SAR Test Setup Photo 9 – Bottom Edge at 10 mm



SAR Test Setup Photo 10 – Right Edge at 10 mm



| | | | | |
|---|---|-----------------------------------|---|--|
| FCC ID A3LSMJ3308 |  | SAR EVALUATION REPORT |  | Approved by: Quality Manager |
| Test Dates: 05/01/17 - 05/05/17 | DUT Type: Portable Handset | APPENDIX F: Page 7 of 8 | | |



SAR Test Setup Photo 11 – Left Edge at 10 mm



SAR Test Setup Photo 12 – Horizontal and Vertical Reference Lines

| | | | | |
|------------------------------------|---|-----------------------|---|---------------------------------|
| FCC ID A3LSMJ3308 |  | SAR EVALUATION REPORT |  | Approved by: Quality Manager |
| Test Dates: 05/01/17 - 05/05/17 | DUT Type: Portable Handset | | | APPENDIX F: Page 8 of 8 |