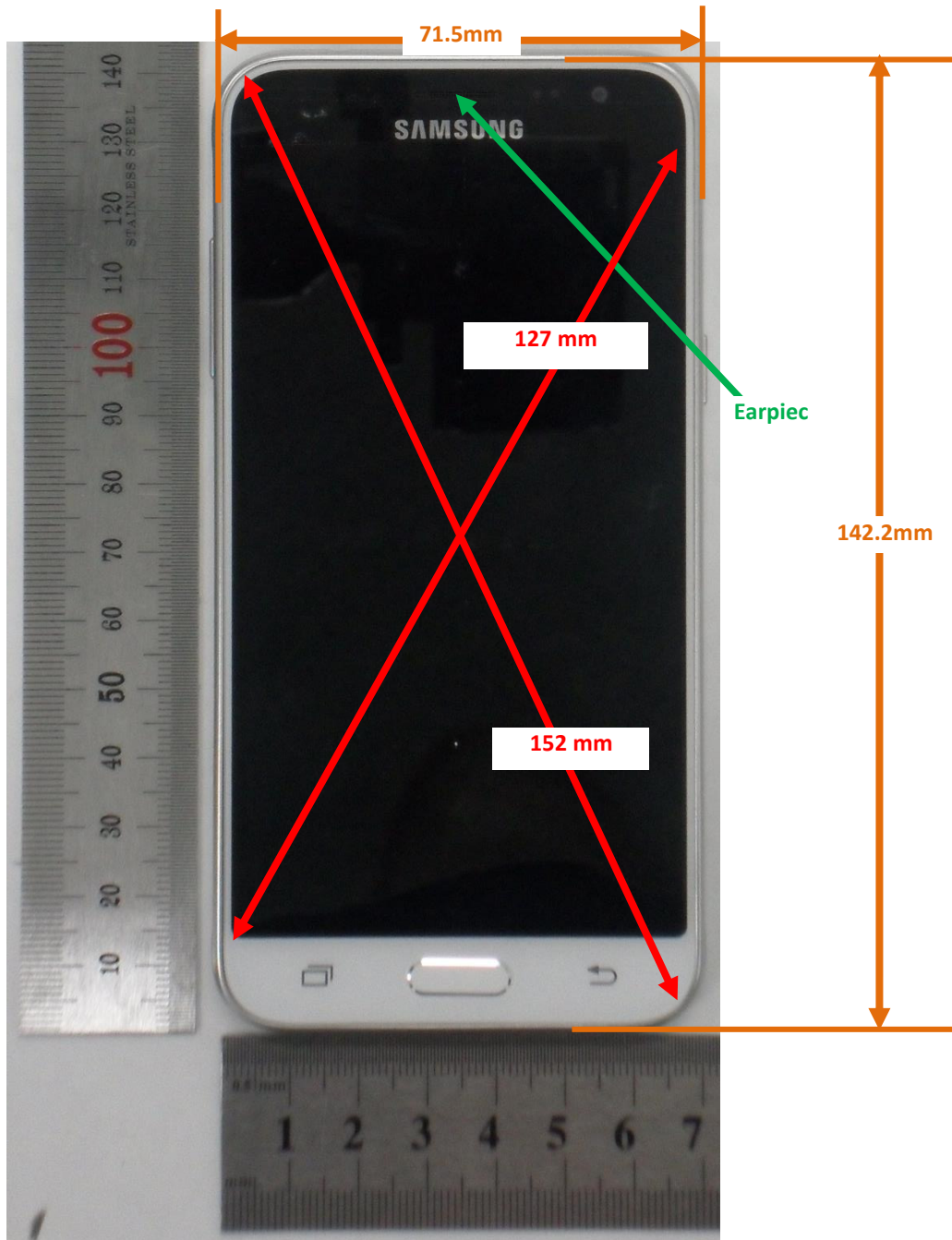


DUT and SAR Set-up Photos

Overall Dimensions



Front View of the DUT



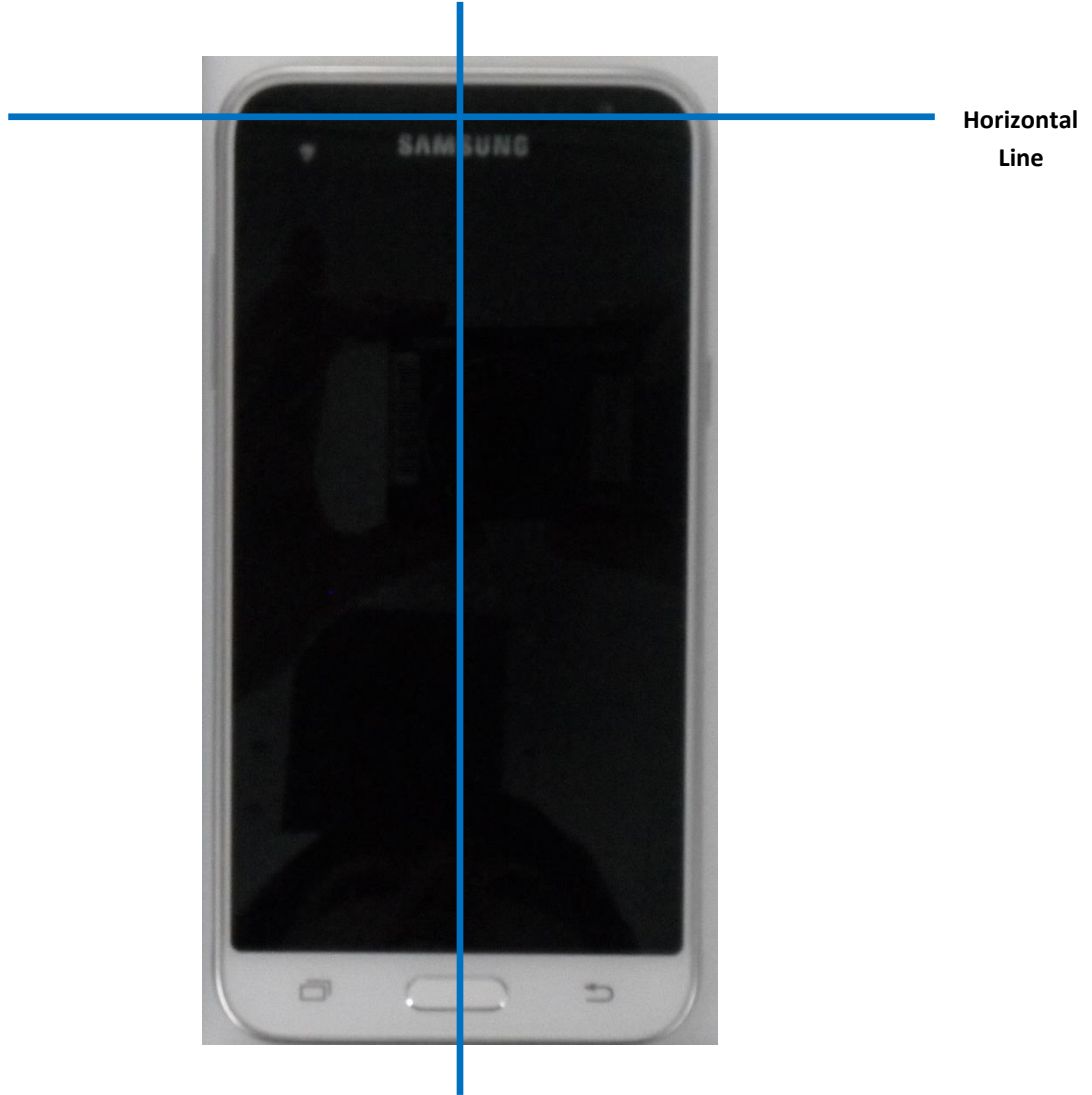
Rear View of the DUT



Setup Photos

Handset Vertical and Horizontal Reference Lines


Vertical
Center Line



Horizontal
Line

Head Exposure Conditions

Left Touch



Left Tilt (15°)



Right Touch




Right Tilt (15°)




Body-worn Accessory & Hotspot mode Exposure Conditions

Rear (10mm)




Front (10mm)




Hotspot mode Exposure Conditions


Edge 1 (10mm)




Edge 2 (10mm)



Edge 3 (10mm)



Edge 4 (10mm)



Antenna Dimensions & Separation Distances

- ① Main Ant (TX & RX)
 - GSM 1900
 - WCDMA Band II, V
 - LTE Band 5

 - GSM 900, 1800(Non US)
 - WCDMA Band 1, 8(Non US)
 - LTE Band 1,3,7,8,28,40(Non US)

- ② BT/WIFI Ant (TX & RX)

- ③ Sub Ant (RX)
 - GSM 1900
 - WCDMA Band II, V
 - LTE Band 5

 - GSM 900, 1800(Non US)
 - WCDMA Band 1, 8(Non US)
 - LTE Band 1.3.7.8.28.40(Non US)

