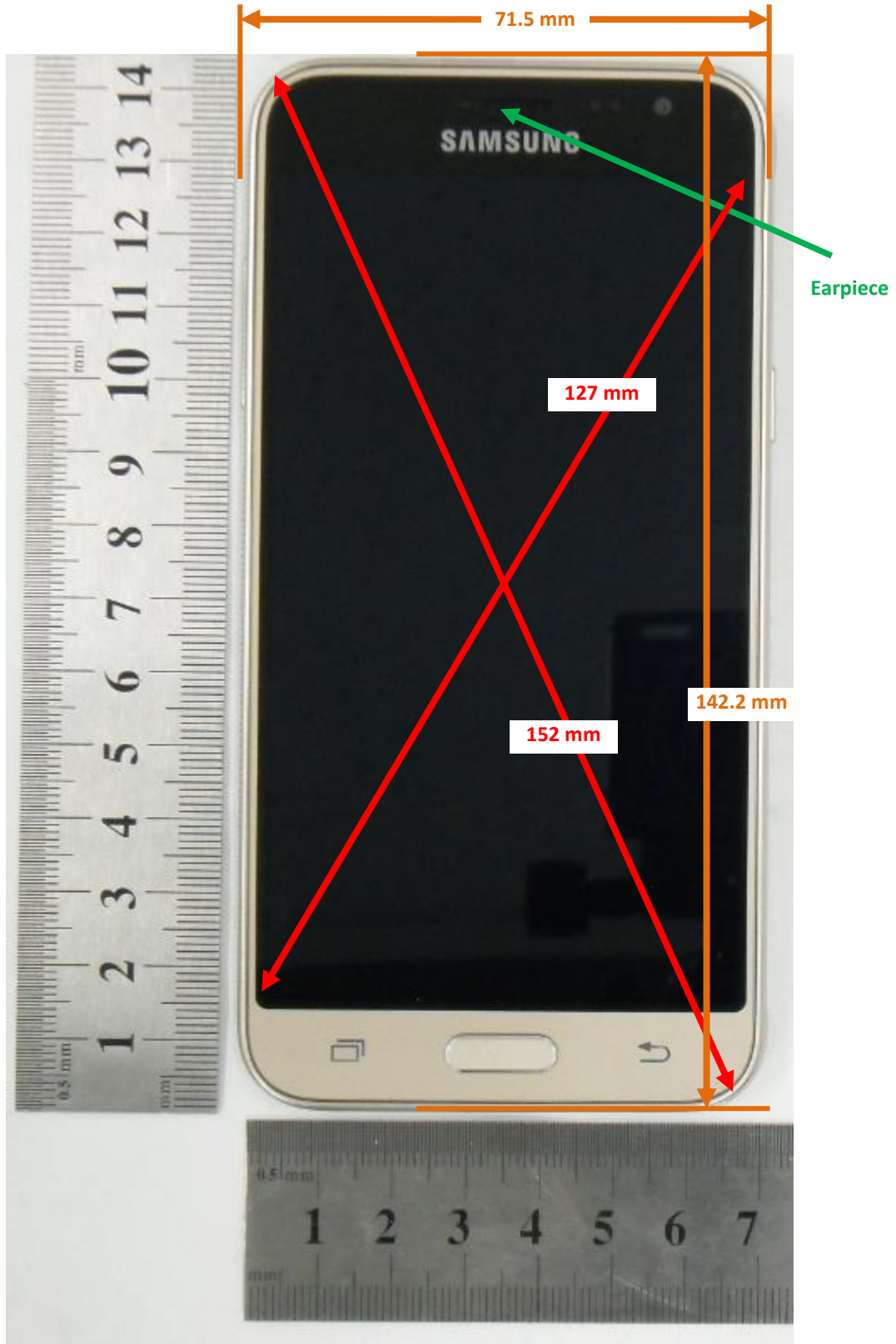


DUT and SAR Set-up Photos

Overall Dimensions



Front View of the DUT



Rear View of the DUT



Setup Photos


Handset Vertical and Horizontal Reference Lines

Vertical
Center Line



Head Exposure Conditions


Left Touch



Left Tilt (15°)



Right Touch




Right Tilt (15°)



Body-worn Accessory & Hotspot mode Exposure Conditions

Rear (10mm)



Front (10mm)



Hotspot Exposure Conditions

Edge 1 (10mm)



Edge 2 (10mm)



Edge 3 (10mm)



Edge 4 (10mm)



Antenna Dimensions & Separation Distances

- ① Wi-Fi / BT Ant (TX & RX)
- ② Main Ant (TX & RX)
 - GSM1900
 - WCDMA Band II, V

