

## 20151214\_SystemPerformanceCheck-D2450V2 SN 960

Frequency: 2450 MHz; Duty Cycle: 1:1; Room Ambient Temperature: 24.0°C; Liquid Temperature: 23.0°C  
 Medium parameters used:  $f = 2450$  MHz;  $\sigma = 1.863$  S/m;  $\epsilon_r = 40.846$ ;  $\rho = 1000$  kg/m<sup>3</sup>

DASY5 Configuration:

- Area Scan Setting: Find Secondary Maximum Within: 2.0 dB and with a peak SAR value greater than 0.0012W/kg
- Averaged Fast SAR: Polynomial fit
- Electronics: DAE4 Sn1447; Calibrated: 2015-09-23
- Probe: EX3DV4 - SN7314; ConvF(7.18, 7.18, 7.18); Calibrated: 2015-09-25;
- Sensor-Surface: 4mm (Mechanical Surface Detection)
- Phantom: SAM (20deg probe tilt) with CRP v5.0(Right); Type: QD000P40CD; Serial: TP:xxxx

**Head/Pin=100 mW/Area Scan (81x71x1):** Interpolated grid: dx=1.200 mm, dy=1.200 mm

Reference Value = 66.91 V/m; Power Drift = -0.04 dB

**Fast SAR: SAR(1 g) = 5.31 W/kg; SAR(10 g) = 2.41 W/kg**

Maximum value of SAR (interpolated) = 6.09 W/kg


**Head/Pin=100 mW/Zoom Scan (7x7x7) (7x7x7)/Cube 0:** Measurement grid: dx=5mm, dy=5mm, dz=5mm

Reference Value = 66.91 V/m; Power Drift = -0.04 dB

Peak SAR (extrapolated) = 11.5 W/kg

**SAR(1 g) = 5.31 W/kg; SAR(10 g) = 2.43 W/kg**

Maximum value of SAR (measured) = 5.94 W/kg

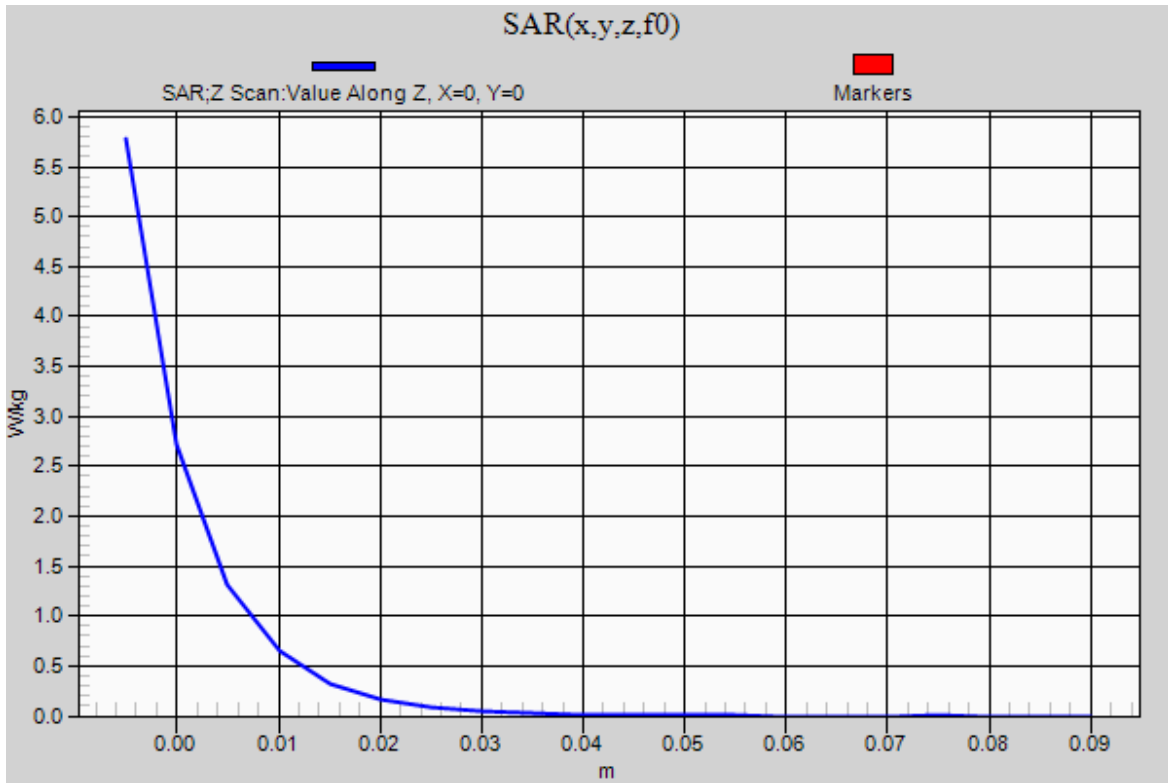


0 dB = 5.94 W/kg = 7.74 dBW/kg

### 20151214\_SystemPerformanceCheck-D2450V2 SN 960

Frequency: 2450 MHz; Duty Cycle: 1:1

**Head/Pin=100 mW/Z Scan (1x1x21):** Measurement grid: dx=20mm, dy=20mm, dz=5mm  
Maximum value of SAR (measured) = 5.78 W/kg



## 20151224\_SystemPerformanceCheck-D835V2 SN 4d194

Frequency: 835 MHz; Duty Cycle: 1:1; Room Ambient Temperature: 24.0°C; Liquid Temperature: 23.0°C  
 Medium parameters used:  $f = 835 \text{ MHz}$ ;  $\sigma = 1.013 \text{ S/m}$ ;  $\epsilon_r = 53.66$ ;  $\rho = 1000 \text{ kg/m}^3$

DASY5 Configuration:

- Area Scan Setting: Find Secondary Maximum Within: 2.0 dB and with a peak SAR value greater than 0.0012W/kg
- Averaged Fast SAR: Polynomial fit
- Electronics: DAE4 Sn1468; Calibrated: 2015-09-15
- Probe: EX3DV4 - SN7376; ConvF(10.07, 10.07, 10.07); Calibrated: 2015-09-02;
- Sensor-Surface: 2mm (Mechanical Surface Detection)
- Phantom: Triple Flat Phantom 5.1C; Type: QD 000 P51 CA; Serial: 1166

**Body/Pin=100 mW/Area Scan (7x13x1):** Measurement grid: dx=15mm, dy=15mm

Maximum value of SAR (measured) = 1.26 W/kg


**Body/Pin=100 mW/Zoom Scan (5x5x7)/Cube 0:** Measurement grid: dx=8mm, dy=8mm, dz=5mm

Reference Value = 36.58 V/m; Power Drift = -0.08 dB

Peak SAR (extrapolated) = 1.49 W/kg

**SAR(1 g) = 1.02 W/kg; SAR(10 g) = 0.669 W/kg**

Maximum value of SAR (measured) = 1.28 W/kg

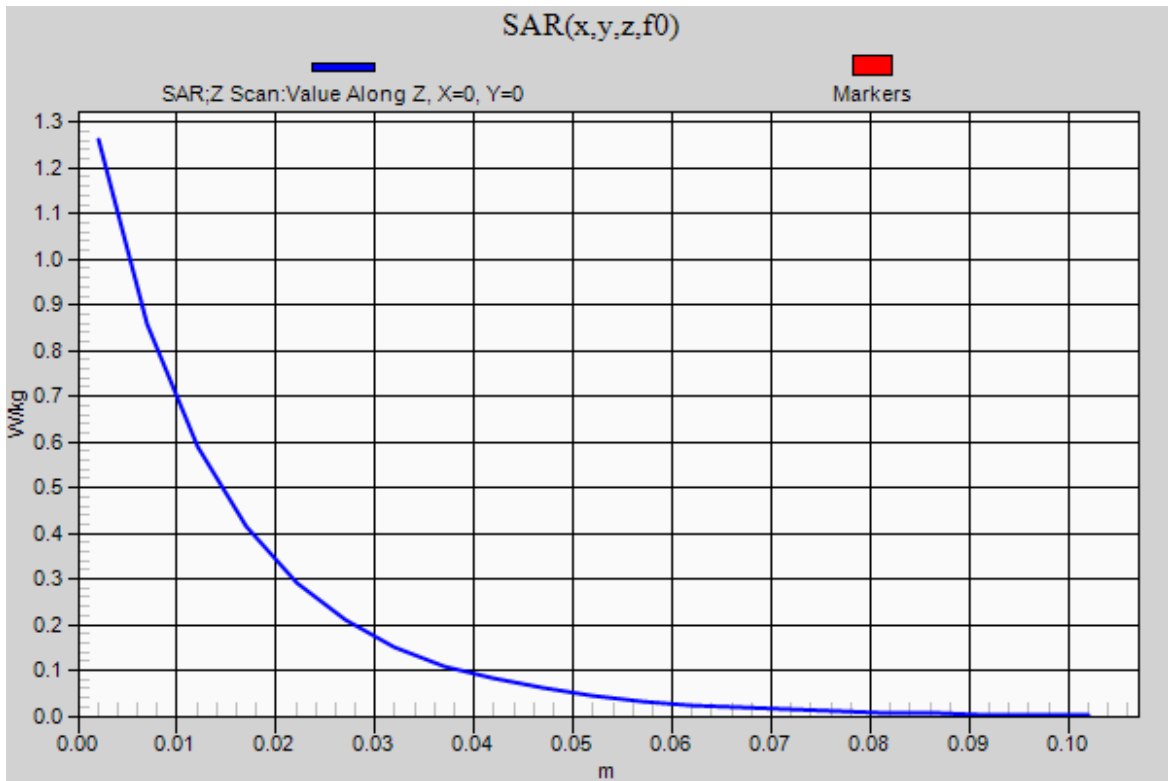


0 dB = 1.26 W/kg = 1.01 dBW/kg

### 20151224\_SystemPerformanceCheck-D835V2 SN 4d194

Frequency: 835 MHz; Duty Cycle: 1:1

**Body/Pin=100 mW/Z Scan (1x1x21):** Measurement grid: dx=20mm, dy=20mm, dz=5mm  
Maximum value of SAR (measured) = 1.26 W/kg



## 20151231\_SystemPerformanceCheck-D1900V2 SN 5d199

Frequency: 1900 MHz; Duty Cycle: 1:1; Room Ambient Temperature: 24.0°C; Liquid Temperature: 23.0°C  
 Medium parameters used:  $f = 1900$  MHz;  $\sigma = 1.441$  S/m;  $\epsilon_r = 40.115$ ;  $\rho = 1000$  kg/m<sup>3</sup>

DASY5 Configuration:

- Area Scan Setting: Find Secondary Maximum Within: 2.0 dB and with a peak SAR value greater than 0.0012W/kg
- Averaged Fast SAR: Polynomial fit
- Electronics: DAE4 Sn1468; Calibrated: 2015-09-15
- Probe: EX3DV4 - SN7376; ConvF(8.06, 8.06, 8.06); Calibrated: 2015-09-02;
- Sensor-Surface: 2mm (Mechanical Surface Detection)
- Phantom: SAM (20deg probe tilt) with CRP v5.0(Middle); Type: QD000P40CD; Serial: TP:1847

**Head/Pin=100 mW/Area Scan (61x61x1):** Interpolated grid: dx=1.500 mm, dy=1.500 mm

Reference Value = 65.69 V/m; Power Drift = -0.03 dB

**Fast SAR: SAR(1 g) = 4.34 W/kg; SAR(10 g) = 2.21 W/kg**

Maximum value of SAR (interpolated) = 6.05 W/kg


**Head/Pin=100 mW/Zoom Scan (5x5x7)/Cube 0:** Measurement grid: dx=8mm, dy=8mm, dz=5mm

Reference Value = 65.69 V/m; Power Drift = -0.03 dB

Peak SAR (extrapolated) = 7.86 W/kg

**SAR(1 g) = 4.09 W/kg; SAR(10 g) = 2.07 W/kg**

Maximum value of SAR (measured) = 6.01 W/kg

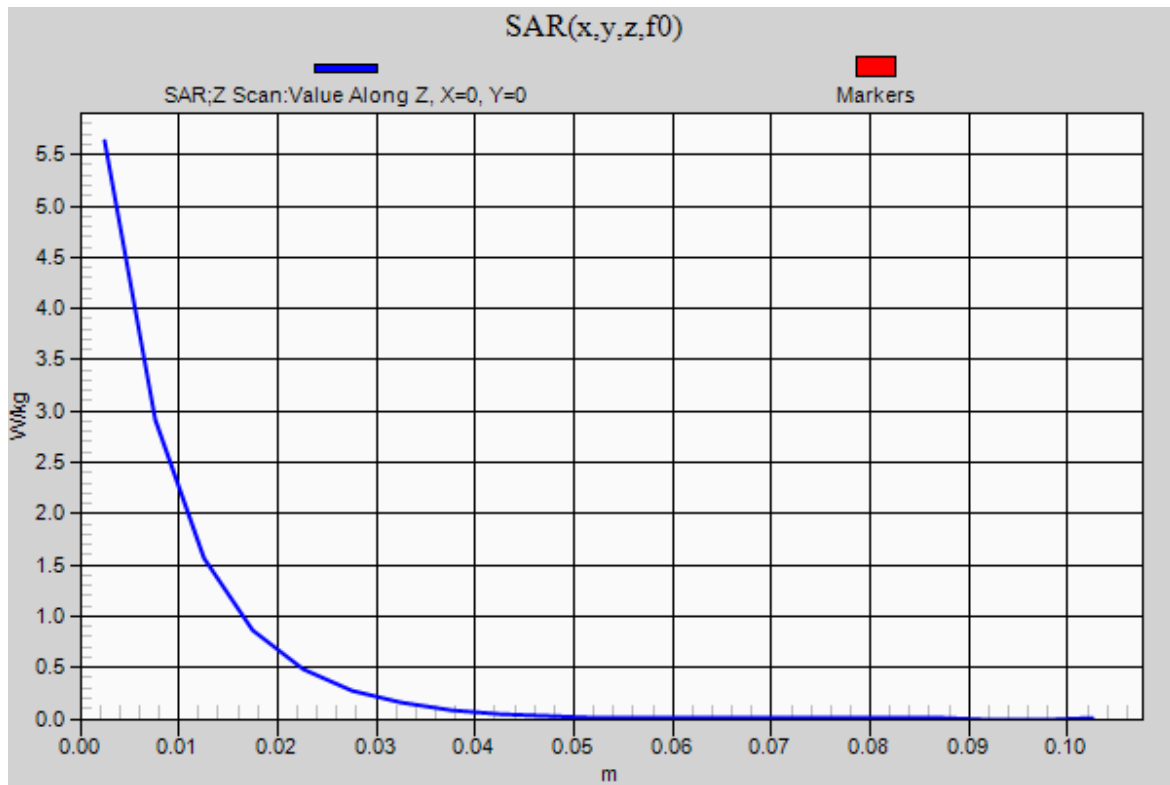


0 dB = 6.01 W/kg = 7.79 dBW/kg

### 20151231\_SystemPerformanceCheck-D1900V2 SN 5d199

Frequency: 1900 MHz; Duty Cycle: 1:1

**Head/Pin=100 mW/Z Scan (1x1x21):** Measurement grid: dx=20mm, dy=20mm, dz=5mm  
Maximum value of SAR (measured) = 5.63 W/kg



## 20151229\_SystemPerformanceCheck-D1750V2 SN 1125

Frequency: 1750 MHz; Duty Cycle: 1:1; Room Ambient Temperature: 24.0°C; Liquid Temperature: 23.0°C  
 Medium parameters used:  $f = 1750$  MHz;  $\sigma = 1.441$  S/m;  $\epsilon_r = 52.504$ ;  $\rho = 1000$  kg/m<sup>3</sup>

DASY5 Configuration:

- Area Scan Setting: Find Secondary Maximum Within: 2.0 dB and with a peak SAR value greater than 0.0012W/kg
- Averaged Fast SAR: Polynomial fit
- Electronics: DAE4 Sn1494; Calibrated: 2015-11-11
- Probe: EX3DV4 - SN7330; ConvF(7.98, 7.98, 7.98); Calibrated: 2015-02-12;
- Sensor-Surface: 2mm (Mechanical Surface Detection)
- Phantom: ELI v6.0; Type: QDOVA003AA; Serial: TP:xxxx

**Body/Pin=100 mW/Area Scan (61x61x1):** Interpolated grid: dx=1.500 mm, dy=1.500 mm

Reference Value = 59.93 V/m; Power Drift = 0.04 dB

**Fast SAR: SAR(1 g) = 3.68 W/kg; SAR(10 g) = 1.94 W/kg**

Maximum value of SAR (interpolated) = 5.05 W/kg


**Body/Pin=100 mW/Zoom Scan (5x5x7)/Cube 0:** Measurement grid: dx=8mm, dy=8mm, dz=5mm

Reference Value = 59.93 V/m; Power Drift = 0.04 dB

Peak SAR (extrapolated) = 6.43 W/kg

**SAR(1 g) = 3.49 W/kg; SAR(10 g) = 1.82 W/kg**

Maximum value of SAR (measured) = 5.04 W/kg

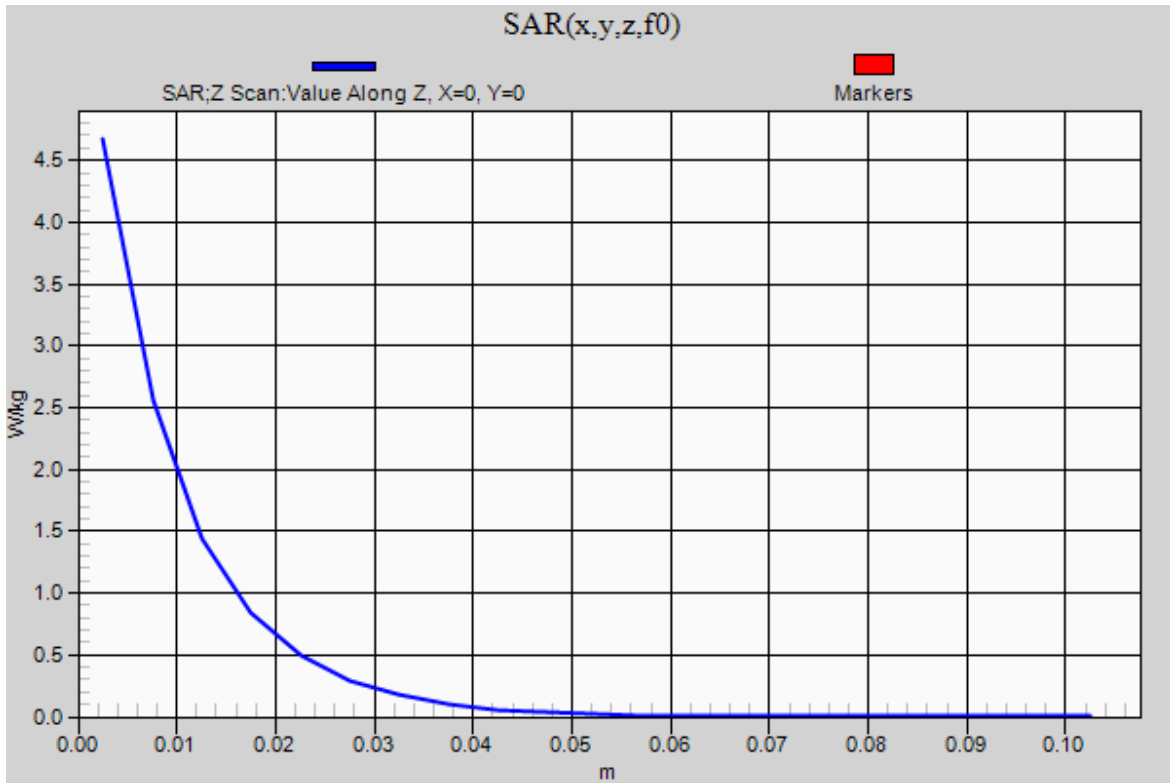


0 dB = 5.04 W/kg = 7.02 dBW/kg

### 20151229\_SystemPerformanceCheck-D1750V2 SN 1125

Frequency: 1750 MHz; Duty Cycle: 1:1

**Body/Pin=100 mW/Z Scan (1x1x21):** Measurement grid: dx=20mm, dy=20mm, dz=5mm  
Maximum value of SAR (measured) = 4.67 W/kg



## 2016-01-04\_SystemPerformanceCheck-D1900V2 SN 5d199

Frequency: 1900 MHz; Duty Cycle: 1:1; Room Ambient Temperature: 24.0°C; Liquid Temperature: 23.0°C  
 Medium parameters used:  $f = 1900$  MHz;  $\sigma = 1.555$  S/m;  $\epsilon_r = 51.753$ ;  $\rho = 1000$  kg/m<sup>3</sup>

DASY5 Configuration:

- Area Scan Setting: Find Secondary Maximum Within: 2.0 dB and with a peak SAR value greater than 0.0012W/kg
- Averaged Fast SAR: Polynomial fit
- Electronics: DAE4 Sn1494; Calibrated: 2015-11-11
- Probe: EX3DV4 - SN7330; ConvF(7.82, 7.82, 7.82); Calibrated: 2015-02-12;
- Sensor-Surface: 2mm (Mechanical Surface Detection)
- Phantom: ELI v6.0; Type: QDOVA003AA; Serial: TP:xxxx

**Body/Pin=100 mW/Area Scan (61x61x1):** Interpolated grid: dx=1.500 mm, dy=1.500 mm

Reference Value = 62.09 V/m; Power Drift = 0.00 dB

**Fast SAR: SAR(1 g) = 4.24 W/kg; SAR(10 g) = 2.15 W/kg**

Maximum value of SAR (interpolated) = 5.95 W/kg


**Body/Pin=100 mW/Zoom Scan (5x5x7)/Cube 0:** Measurement grid: dx=8mm, dy=8mm, dz=5mm

Reference Value = 62.09 V/m; Power Drift = 0.00 dB

Peak SAR (extrapolated) = 7.84 W/kg

**SAR(1 g) = 3.99 W/kg; SAR(10 g) = 1.97 W/kg**

Maximum value of SAR (measured) = 5.94 W/kg

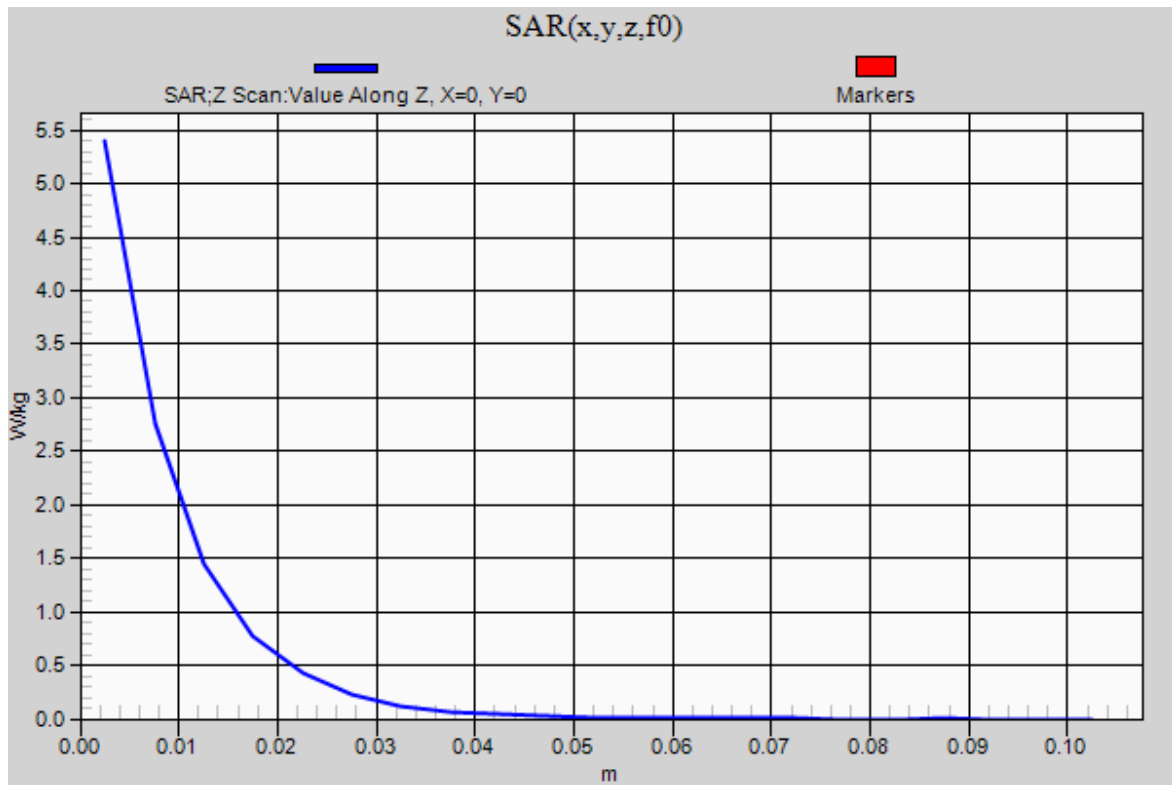


0 dB = 5.94 W/kg = 7.74 dBW/kg

### 2016-01-04\_SystemPerformanceCheck-D1900V2 SN 5d199

Frequency: 1900 MHz; Duty Cycle: 1:1

**Body/Pin=100 mW/Z Scan (1x1x21):** Measurement grid: dx=20mm, dy=20mm, dz=5mm  
Maximum value of SAR (measured) = 5.40 W/kg



## 20160106\_SystemPerformanceCheck-D750V2 SN 1122

Frequency: 750 MHz; Duty Cycle: 1:1; Room Ambient Temperature: 24.0°C; Liquid Temperature: 23.0°C  
 Medium parameters used:  $f = 750 \text{ MHz}$ ;  $\sigma = 0.895 \text{ S/m}$ ;  $\epsilon_r = 42.029$ ;  $\rho = 1000 \text{ kg/m}^3$

DASY5 Configuration:

- Area Scan Setting: Find Secondary Maximum Within: 2.0 dB and with a peak SAR value greater than 0.0012W/kg
- Averaged Fast SAR: Polynomial fit
- Electronics: DAE4 Sn1494; Calibrated: 2015-11-11
- Probe: EX3DV4 - SN7330; ConvF(10.31, 10.31, 10.31); Calibrated: 2015-02-12;
- Sensor-Surface: 2.5mm (Mechanical Surface Detection)
- Phantom: SAM Phantom CRP v5.0(Middle); Type: QD000P40CD; Serial: TP:1854

**Head/Pin=100 mW/Area Scan (61x131x1):** Interpolated grid:  $dx=1.500 \text{ mm}$ ,  $dy=1.500 \text{ mm}$

Reference Value = 33.11 V/m; Power Drift = -0.08 dB

**Fast SAR: SAR(1 g) = 0.800 W/kg; SAR(10 g) = 0.543 W/kg**

Maximum value of SAR (interpolated) = 0.947 W/kg


**Head/Pin=100 mW/Zoom Scan (5x5x7)/Cube 0:** Measurement grid:  $dx=8\text{mm}$ ,  $dy=8\text{mm}$ ,  $dz=5\text{mm}$

Reference Value = 33.11 V/m; Power Drift = -0.08 dB

Peak SAR (extrapolated) = 1.15 W/kg

**SAR(1 g) = 0.780 W/kg; SAR(10 g) = 0.517 W/kg**

Maximum value of SAR (measured) = 0.947 W/kg



0 dB = 0.947 W/kg = -0.24 dBW/kg

### 20160106\_SystemPerformanceCheck-D750V2 SN 1122

Frequency: 750 MHz; Duty Cycle: 1:1

**Head/Pin=100 mW/Z Scan (1x1x21):** Measurement grid: dx=20mm, dy=20mm, dz=5mm  
Maximum value of SAR (measured) = 0.940 W/kg

