



APPENDIX F: DUT ANTENNA DIAGRAM & SAR TEST SETUP PHOTOGRAPHS

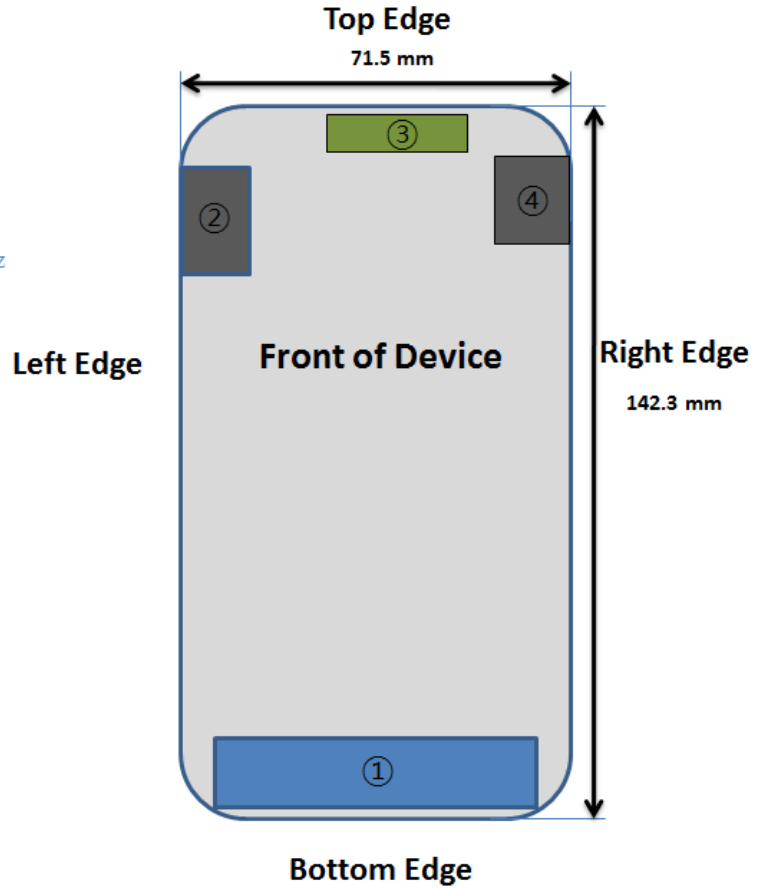
FCC ID A3LSMJ320A		SAR EVALUATION REPORT		Reviewed by: Quality Manager
Test Dates: 06/06/2016 - 06/15/2016	DUT Type: Portable Handset			APPENDIX F: Page 1 of 8

- ① **Main Antenna (Tx/Rx)**
 1. LTE B12, B17, B5, B4, B2
 2. UMTS B5, B4, B2
 3. GSM/GPRS/EDGE 850 MHz, 1900 MHz

- ② **Sub Antenna (Rx only)**
 1. LTE B12, B17, B5, B4, B2
 2. UMTS B5, B4, B2

- ③ **BT/WiFi Antenna (Tx/Rx)**
 1. 2.4 GHz BT/WLAN


- ④ **Antenna (Rx only)**
 1. GPS



Note: Exact antenna dimensions and separation distances are shown in the Technical Descriptions in the FCC Filing.

Figure F-1
DUT Antenna Locations



FCC ID A3LSMJ320A		SAR EVALUATION REPORT		Reviewed by: Quality Manager
Test Dates: 06/06/2016 - 06/15/2016	DUT Type: Portable Handset			APPENDIX F: Page 2 of 8




SAR Test Setup Photo 1 – Right Cheek




SAR Test Setup Photo 2 – Right Tilt



FCC ID A3LSMJ320A		SAR EVALUATION REPORT		Reviewed by: Quality Manager
Test Dates: 06/06/2016 - 06/15/2016	DUT Type: Portable Handset			APPENDIX F: Page 3 of 8



SAR Test Setup Photo 3 – Left Cheek



SAR Test Setup Photo 4 – Left Tilt



FCC ID A3LSMJ320A		SAR EVALUATION REPORT		Reviewed by: Quality Manager
Test Dates: 06/06/2016 - 06/15/2016	DUT Type: Portable Handset			APPENDIX F: Page 4 of 8




SAR Test Setup Photo 5 – Back Side at 1.5 cm (Body-Worn)



SAR Test Setup Photo 6 – Back Side at 1.0 cm (Hotspot)



FCC ID A3LSMJ320A		SAR EVALUATION REPORT		Reviewed by: Quality Manager
Test Dates: 06/06/2016 - 06/15/2016	DUT Type: Portable Handset			APPENDIX F: Page 5 of 8



SAR Test Setup Photo 7 – Front Side at 1.0 cm



SAR Test Setup Photo 8 – Bottom Edge at 1.0 cm



FCC ID A3LSMJ320A		SAR EVALUATION REPORT		Reviewed by: Quality Manager
Test Dates: 06/06/2016 - 06/15/2016	DUT Type: Portable Handset			APPENDIX F: Page 6 of 8



SAR Test Setup Photo 9 – Right Edge at 1.0 cm





SAR Test Setup Photo 10 – Left Edge at 1.0 cm

FCC ID A3LSMJ320A		SAR EVALUATION REPORT		Reviewed by: Quality Manager
Test Dates: 06/06/2016 - 06/15/2016	DUT Type: Portable Handset			APPENDIX F: Page 7 of 8



SAR Test Setup Photo 11 – DUT Reference Lines

FCC ID A3LSMJ320A		SAR EVALUATION REPORT		Reviewed by: Quality Manager
Test Dates: 06/06/2016 - 06/15/2016	DUT Type: Portable Handset			APPENDIX F: Page 8 of 8