

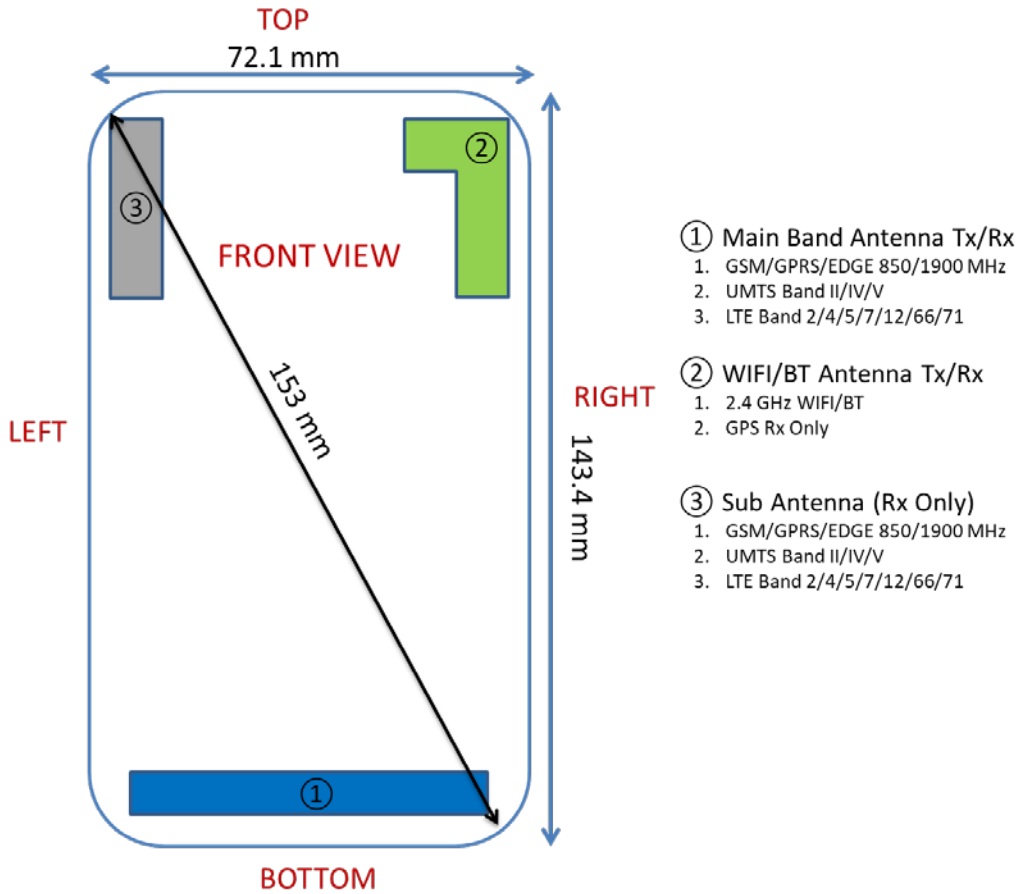




APPENDIX F: DUT ANTENNA DIAGRAM & SAR TEST SETUP PHOTOGRAPHS


FCC ID A3LSMJ260T1		SAR EVALUATION REPORT		Approved by: Quality Manager
Test Dates: 10/01/18 - 10/15/18	DUT Type: Portable Handset			APPENDIX F: Page 1 of 8




Note: Exact antenna dimensions and separation distances are shown in the Technical Descriptions in the FCC Filing.

Figure F-1
DUT Antenna Locations



FCC ID A3LSMJ260T1		SAR EVALUATION REPORT		Approved by: Quality Manager
Test Dates: 10/01/18 - 10/15/18	DUT Type: Portable Handset			APPENDIX F: Page 2 of 8




SAR Test Setup Photo 1 – Right Cheek




SAR Test Setup Photo 2 – Right Tilt



FCC ID A3LSMJ260T1		SAR EVALUATION REPORT		Approved by: Quality Manager
Test Dates: 10/01/18 - 10/15/18	DUT Type: Portable Handset			APPENDIX F: Page 3 of 8




SAR Test Setup Photo 3 – Left Cheek




SAR Test Setup Photo 4 – Left Tilt



FCC ID A3LSMJ260T1		SAR EVALUATION REPORT		Approved by: Quality Manager
Test Dates: 10/01/18 - 10/15/18	DUT Type: Portable Handset	APPENDIX F: Page 4 of 8		



SAR Test Setup Photo 5 – Back Side at 1.0 cm




SAR Test Setup Photo 6 – Front Side at 1.0 cm



FCC ID A3LSMJ260T1		SAR EVALUATION REPORT		Approved by: Quality Manager
Test Dates: 10/01/18 - 10/15/18	DUT Type: Portable Handset	APPENDIX F: Page 5 of 8		




SAR Test Setup Photo 7 – Right Edge at 1.0 cm



SAR Test Setup Photo 8 – Left Edge at 1.0 cm



FCC ID A3LSMJ260T1		SAR EVALUATION REPORT		Approved by: Quality Manager
Test Dates: 10/01/18 - 10/15/18	DUT Type: Portable Handset			APPENDIX F: Page 6 of 8



SAR Test Setup Photo 9 – Top Edge at 1.0 cm





SAR Test Setup Photo 10 – Bottom Edge at 1.0 cm

FCC ID A3LSMJ260T1		SAR EVALUATION REPORT		Approved by: Quality Manager
Test Dates: 10/01/18 - 10/15/18	DUT Type: Portable Handset			APPENDIX F: Page 7 of 8



SAR Test Setup Photo 11 – Horizontal and Vertical Reference Lines

FCC ID A3LSMJ260T1		SAR EVALUATION REPORT		Approved by: Quality Manager
Test Dates: 10/01/18 - 10/15/18	DUT Type: Portable Handset	APPENDIX F: Page 8 of 8		