

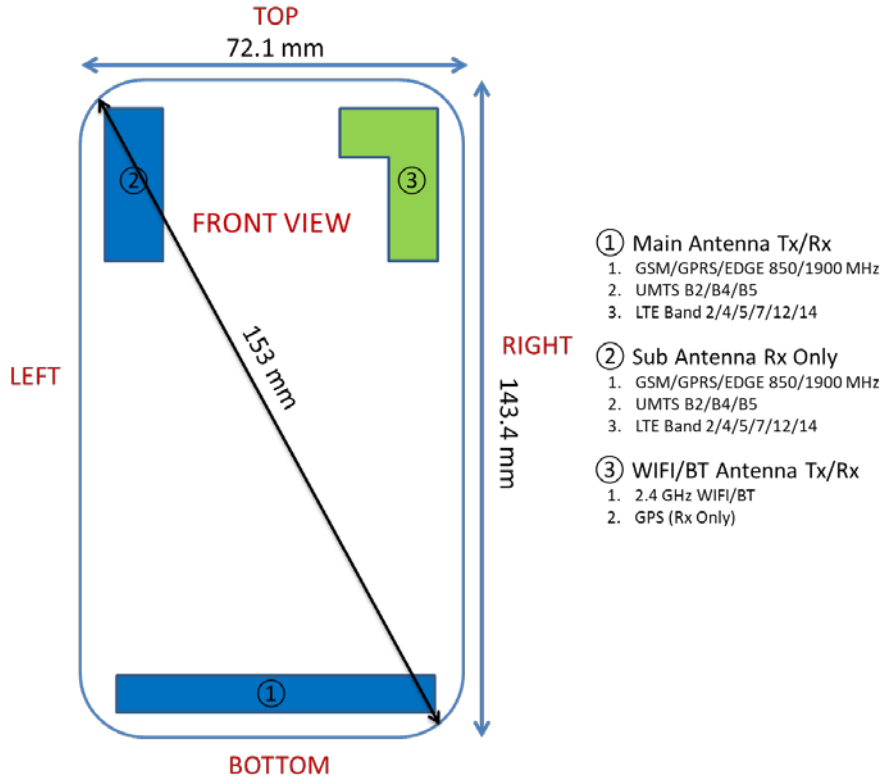




# APPENDIX F: DUT ANTENNA DIAGRAM & SAR TEST SETUP PHOTOGRAPHS


<b>FCC ID</b> A3LSMJ260AZ		<b>SAR EVALUATION REPORT</b>		<b>Approved by:</b> Quality Manager
<b>Test Dates:</b> 09/24/18 - 10/23/18	<b>DUT Type:</b> Portable Handset			APPENDIX F: Page 1 of 9




Note: Exact antenna dimensions and separation distances are shown in the Technical Descriptions in the FCC Filing.

**Figure F-1  
DUT Antenna Locations**



<b>FCC ID</b> A3LSMJ260AZ		<b>SAR EVALUATION REPORT</b>		<b>Approved by:</b> Quality Manager
<b>Test Dates:</b> 09/24/18 - 10/23/18	<b>DUT Type:</b> Portable Handset			<b>APPENDIX F:</b> Page 2 of 9




**SAR Test Setup Photo 1 – Right Cheek**




**SAR Test Setup Photo 2 – Right Tilt**



<b>FCC ID</b> A3LSMJ260AZ	 <small>ENGINEERING LABORATORY, INC.</small>	<b>SAR EVALUATION REPORT</b>		<b>Approved by:</b> Quality Manager
<b>Test Dates:</b> 09/24/18 - 10/23/18	<b>DUT Type:</b> Portable Handset			<b>APPENDIX F:</b> Page 3 of 9



**SAR Test Setup Photo 3 – Left Cheek**




**SAR Test Setup Photo 4 – Left Tilt**



<b>FCC ID</b> A3LSMJ260AZ		<b>SAR EVALUATION REPORT</b>		<b>Approved by:</b> Quality Manager
<b>Test Dates:</b> 09/24/18 - 10/23/18	<b>DUT Type:</b> Portable Handset			<b>APPENDIX F:</b> Page 4 of 9



SAR Test Setup Photo 5 – Back Side at 1.5 cm




SAR Test Setup Photo 6 – Back Side at 1.0 cm



FCC ID A3LSMJ260AZ	 <small>ENGINEERING LABORATORY, INC.</small>	SAR EVALUATION REPORT		Approved by: Quality Manager
Test Dates: 09/24/18 - 10/23/18	DUT Type: Portable Handset	APPENDIX F: Page 5 of 9		




**SAR Test Setup Photo 7 – Front Side at 1.0 cm**




**SAR Test Setup Photo 8 – Right Edge at 1.0 cm**



FCC ID A3LSMJ260AZ		SAR EVALUATION REPORT		Approved by: Quality Manager
Test Dates: 09/24/18 - 10/23/18	DUT Type: Portable Handset			APPENDIX F: Page 6 of 9



**SAR Test Setup Photo 9 – Left Edge at 1.0 cm**





**SAR Test Setup Photo 10 – Top Edge at 1.0 cm**


<b>FCC ID</b> A3LSMJ260AZ		<b>SAR EVALUATION REPORT</b>		<b>Approved by:</b> Quality Manager
<b>Test Dates:</b> 09/24/18 - 10/23/18	<b>DUT Type:</b> Portable Handset			<b>APPENDIX F:</b> Page 7 of 9





**SAR Test Setup Photo 11 – Bottom Edge at 1.0 cm**

<b>FCC ID</b> A3LSMJ260AZ		<b>SAR EVALUATION REPORT</b>		<b>Approved by:</b> Quality Manager
<b>Test Dates:</b> 09/24/18 - 10/23/18	<b>DUT Type:</b> Portable Handset			<b>APPENDIX F:</b> Page 8 of 9





**SAR Test Setup Photo 12 – Horizontal and Vertical Reference Lines**

<b>FCC ID</b> A3LSMJ260AZ		<b>SAR EVALUATION REPORT</b>		<b>Approved by:</b> Quality Manager
<b>Test Dates:</b> 09/24/18 - 10/23/18	<b>DUT Type:</b> Portable Handset			<b>APPENDIX F:</b> Page 9 of 9