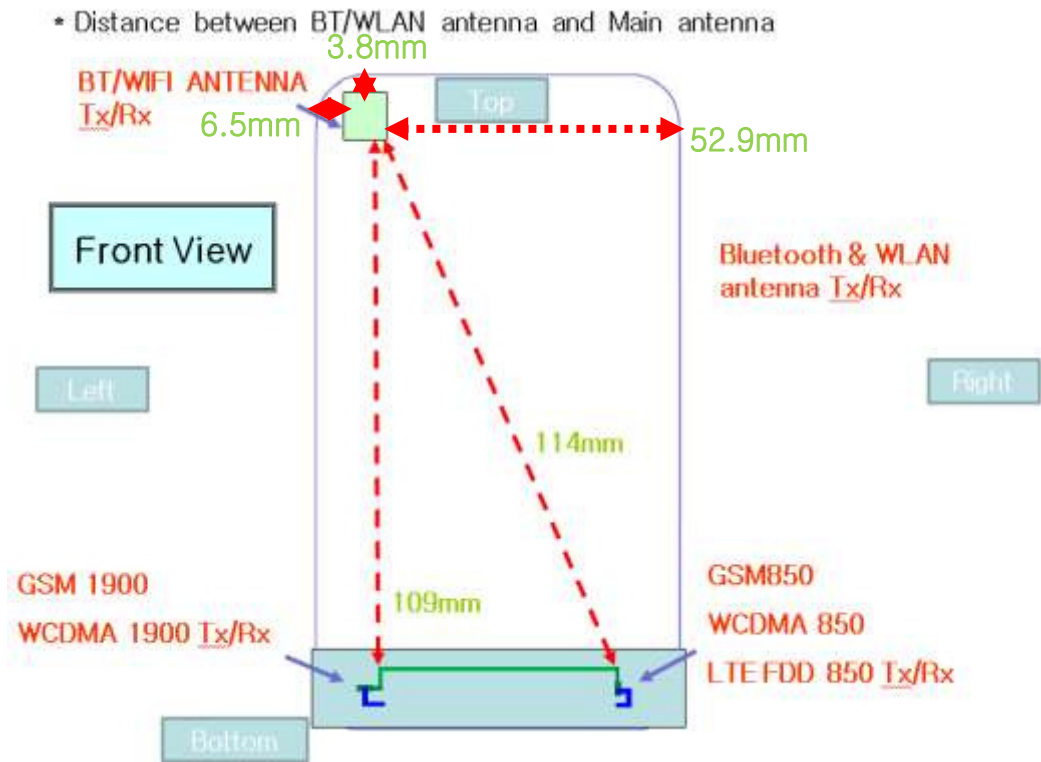
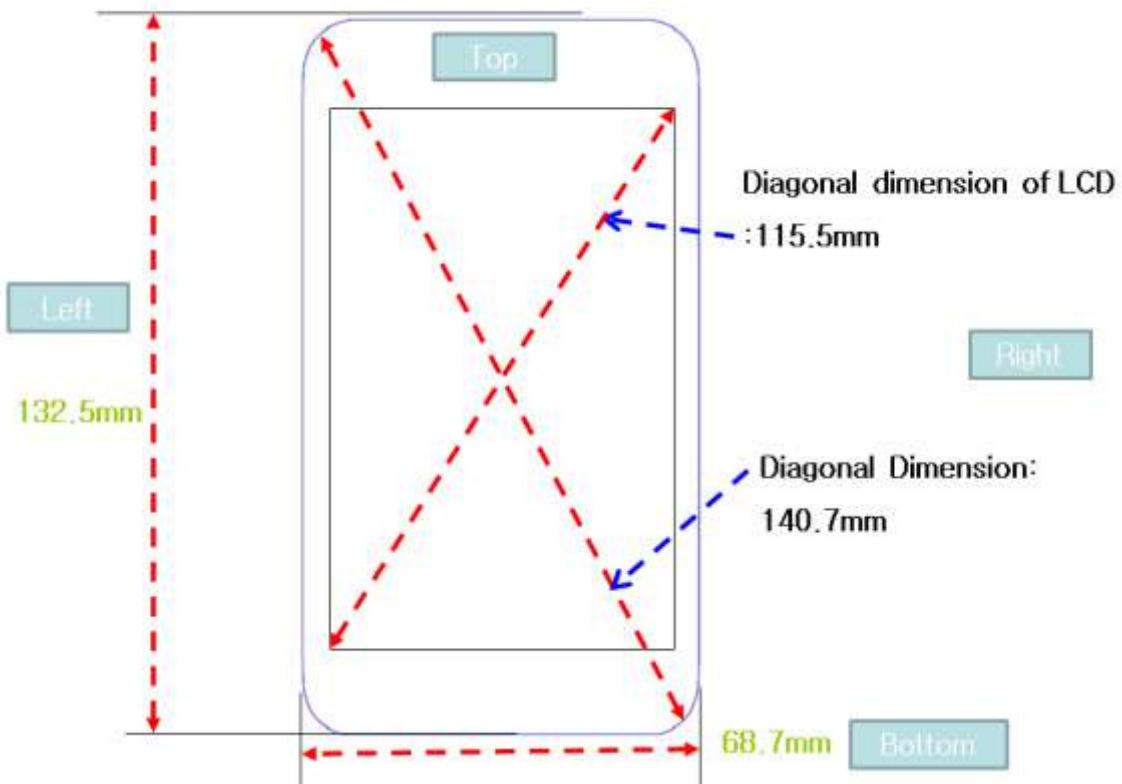


## Antenna and Device Information



\* Diagonal dimension of LCD and device





## **SAR Test Setup Photographs**

■ **Test Setup Photo (Left All)**




■ Test Setup Photo(Left Touch/Tilt)




■ Test Setup Photo( Right All)



■ **Test Setup Photo (Right Touch/Tilt)**



■ Test Setup Photo (Body All)




■ **Test Setup Photo (Rear)**



**[Distance of 1.0 cm from the EUT]**

■ **Test Setup Photo (Front)**




[Distance of **1.0 cm** from the EUT]

■ **Test Setup Photo (Left)**



**[Distance of 1.0 cm from the EUT]**

■ **Test Setup Photo (Right)**



**[Distance of 1.0 cm from the EUT]**

■ **Test Setup Photo(Top)**



**[Distance of 1.0 cm from the EUT]**

■ **Test Setup Photo(Bottom)**




**[Distance of 1.0 cm from the EUT]**

■ **Test Setup Photo (Rear)**



**[Distance of 1.5 cm from the EUT]**

■ **Test Setup Photo (Front)**



[Distance of **1.5 cm** from the EUT]