

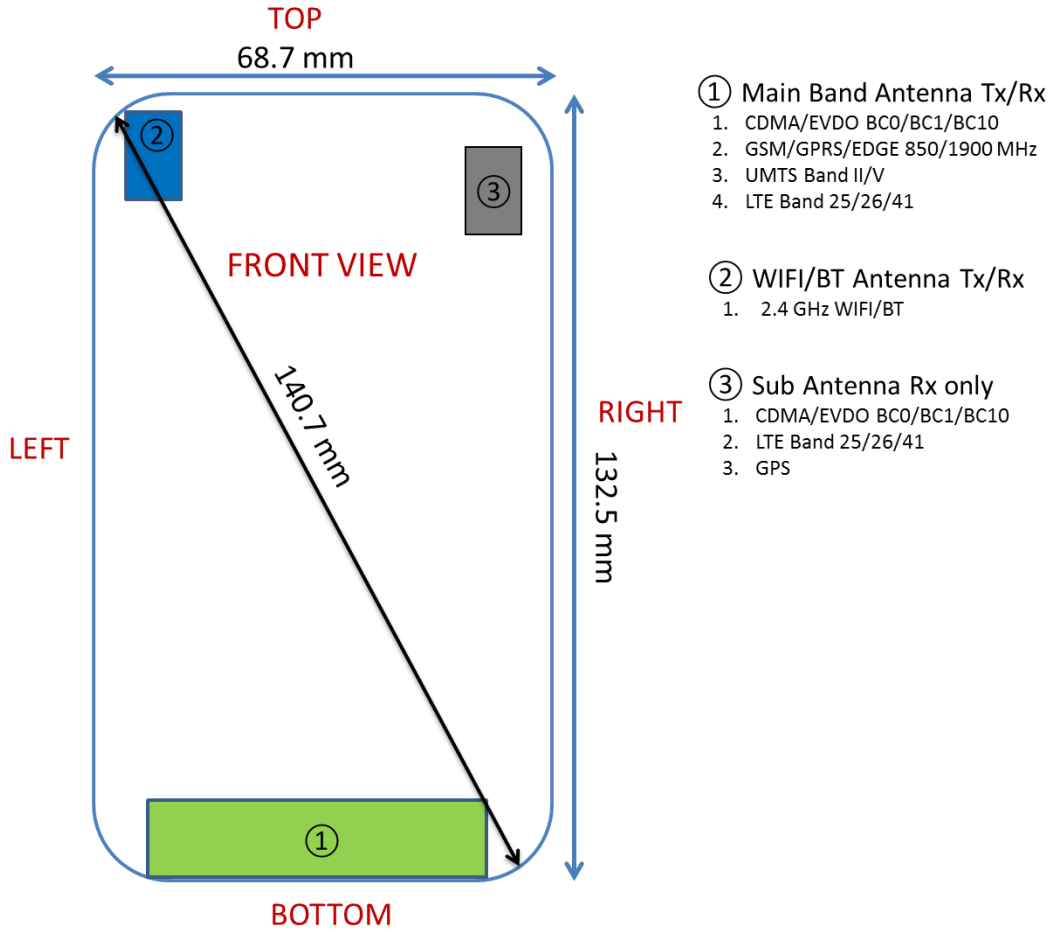




APPENDIX F: DUT ANTENNA DIAGRAM & SAR TEST SETUP PHOTOGRAPHS


FCC ID A3LSMJ120P		SAR EVALUATION REPORT		Reviewed by: Quality Manager
Test Dates: 02/15/16 - 02/26/16	DUT Type: Portable Handset			APPENDIX F: Page 1 of 8




Note: Exact antenna dimensions and separation distances are shown in the Technical Descriptions in the FCC Filing.

**Figure F-1
DUT Antenna Locations**



FCC ID A3LSMJ120P		SAR EVALUATION REPORT		Reviewed by: Quality Manager
Test Dates: 02/15/16 - 02/26/16	DUT Type: Portable Handset			APPENDIX F: Page 2 of 8



SAR Test Setup Photo 1 – Right Cheek




SAR Test Setup Photo 2 – Right Tilt



FCC ID A3LSMJ120P		SAR EVALUATION REPORT		Reviewed by: Quality Manager
Test Dates: 02/15/16 - 02/26/16	DUT Type: Portable Handset			APPENDIX F: Page 3 of 8



SAR Test Setup Photo 3 – Left Cheek




SAR Test Setup Photo 4 – Left Tilt



FCC ID A3LSMJ120P		SAR EVALUATION REPORT		Reviewed by: Quality Manager
Test Dates: 02/15/16 - 02/26/16	DUT Type: Portable Handset	APPENDIX F: Page 4 of 8		




SAR Test Setup Photo 5 – Back Side (10 mm)



SAR Test Setup Photo 6 – Back Side (15 mm)



FCC ID A3LSMJ120P		SAR EVALUATION REPORT		Reviewed by: Quality Manager
Test Dates: 02/15/16 - 02/26/16	DUT Type: Portable Handset			APPENDIX F: Page 5 of 8



SAR Test Setup Photo 7 – Front Side (10 mm)




SAR Test Setup Photo 8 – Top Edge (10 mm)



FCC ID A3LSMJ120P		SAR EVALUATION REPORT		Reviewed by: Quality Manager
Test Dates: 02/15/16 - 02/26/16	DUT Type: Portable Handset	APPENDIX F: Page 6 of 8		




SAR Test Setup Photo 9 – Bottom Edge (10 mm)



SAR Test Setup Photo 10 – Right Edge (10 mm)



FCC ID A3LSMJ120P		SAR EVALUATION REPORT		Reviewed by: Quality Manager
Test Dates: 02/15/16 - 02/26/16	DUT Type: Portable Handset	APPENDIX F: Page 7 of 8		



SAR Test Setup Photo 11 – Left Edge (10 mm)



SAR Test Setup Photo 12 – Horizontal and Vertical Reference Lines

FCC ID A3LSMJ120P		SAR EVALUATION REPORT		Reviewed by: Quality Manager
Test Dates: 02/15/16 - 02/26/16	DUT Type: Portable Handset	APPENDIX F: Page 8 of 8		