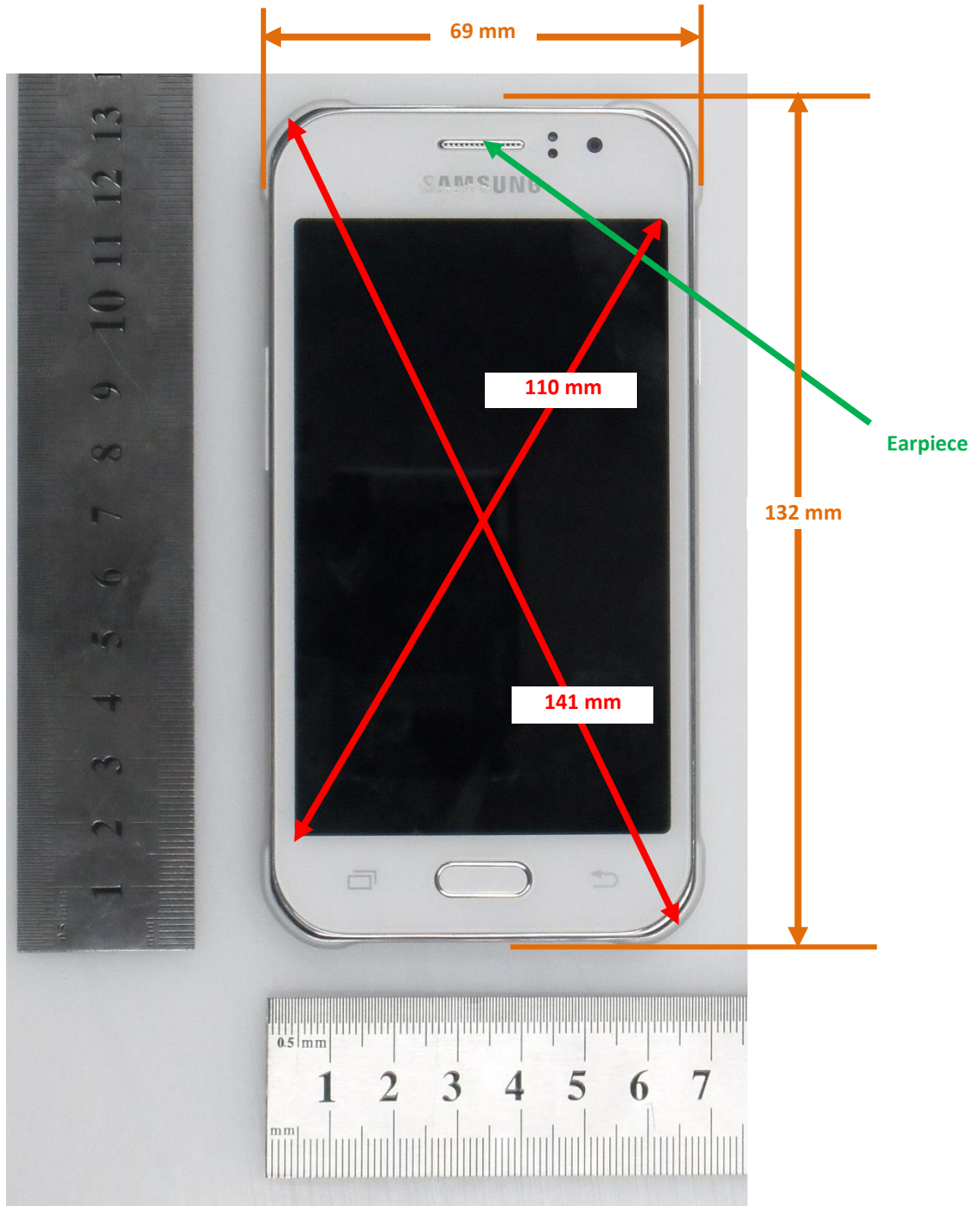


### DUT and SAR Set-up Photos

#### Overall Dimensions



Front View of the DUT




Rear View of the DUT




## Setup Photos

Handset Vertical and Horizontal Reference Lines



## Head Exposure Conditions


Left Touch




Left Tilt (15°)



Right Touch




Right Tilt (15°)




## Body-worn Accessory Exposure Conditions

Rear (15mm)




Front (15mm)




## Hotspot Exposure Conditions


Rear (10mm)




Front (10mm)




Edge 1 (10mm)




Edge 2 (10mm)



Edge 3 (10mm)



Edge 4 (10mm)



# Antenna Dimensions & Separation Distances

① Wi-Fi / BT Ant (TX & RX)

② Main Ant (TX & RX)  
- GSM 850, 1900  
- WCDMA Band II, IV, V  
- LTE Band 2, 4, 5, 17

