

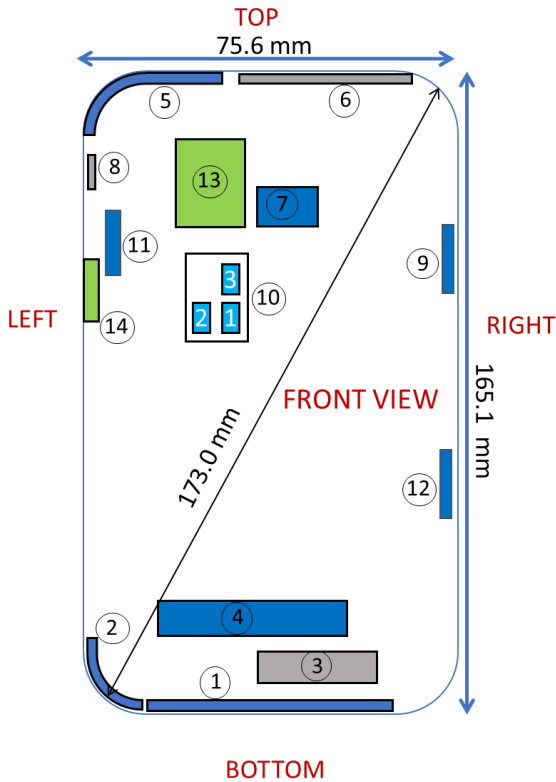


APPENDIX E: DUT ANTENNA DIAGRAM & SAR TEST SETUP PHOTOGRAPHS



FCC ID A3LSMG998U	 PCTEST <small>Proud to be part of the element</small>	SAR EVALUATION REPORT		Approved by: Quality Manager
Test Dates: 01/22/21 - 02/22/21	DUT Type: Portable Handset			APPENDIX E: Page 1 of 9

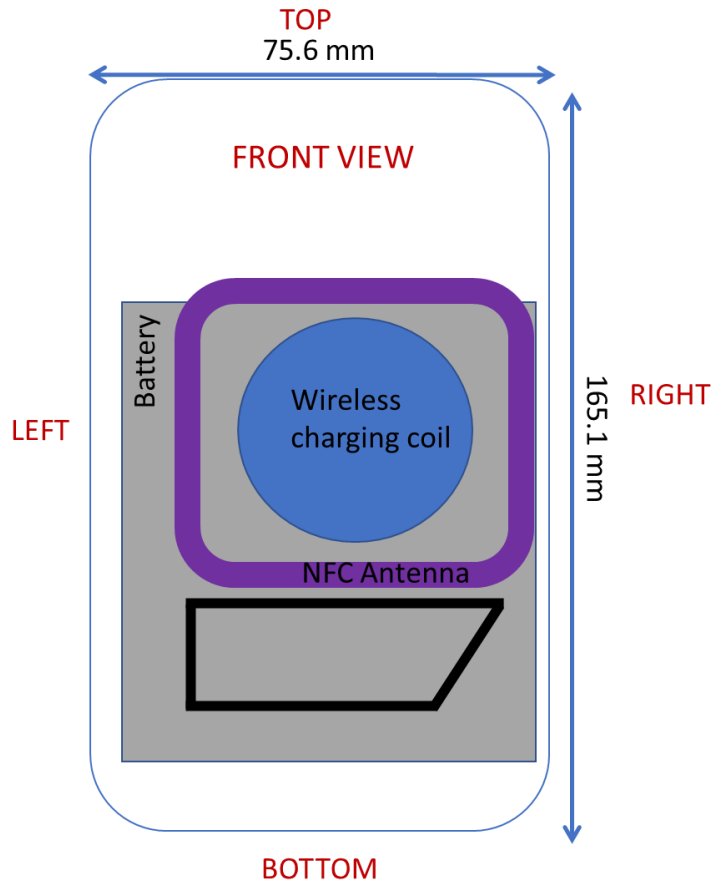


- 1. Antenna A Tx/Rx
 - 1. CDMA/EVDO BC10/0/1 Tx/Rx
 - 2. GSM/GPRS/EDGE 850/1900 Tx/Rx
 - 3. WCDMA B5/4/2 Tx/Rx
 - 4. LTE B71/12/13/14/26/5/66/4/25/2/30 Tx/Rx
 - 5. NR n71/12/5/66/25/2/30 Tx/Rx
 - 6. LTE B29 Rx only
- 2. Antenna B Tx/Rx
 - 1. LTE B7/41/38 Tx/Rx
 - 2. LTE B48 Rx Only
 - 3. NR n41 Tx/Rx
 - 4. NR n77 Tx/Rx (SRS Only)
- 3. Antenna C Rx only
 - 1. LTE B30/7/41 (4X4 DL MIMO)
 - 2. NR n30/41 (4X4 DL MIMO)
- 4. Antenna D Tx/Rx
 - 1. LTE B66/4/25/2/48 (4X4 DL MIMO) Rx Only
 - 2. NR n66/25/2 (4X4 DL MIMO) Rx Only
 - 3. NR n77 (SRS only) Tx/Rx; (4x4 DL MIMO) Rx only
- 5. Antenna E Tx/Rx
 - 1. CDMA/EVDO BC1 Rx only
 - 2. GSM/GPRS/EDGE 1900 Rx only
 - 3. WCDMA B4/2 Rx Only
 - 4. LTE B66/25/2 Tx/Rx
 - 5. LTE B4/30/7/41/38 Rx Only
 - 6. NR n66/25/2/41 Tx/Rx
 - 7. NR n30 Rx Only
 - 8. GPS L1 Rx Only
- 6. Antenna F Rx Only
 - 1. CDMA/EVDO BC10/0
 - 2. GSM/GPRS/EDGE 850
 - 3. WCDMA B5
 - 4. LTE B71/12/13/14/26/5
 - 5. NR n71/12/5
 - 6. LTE B66/4/25/2/30/7/41 (4X4 DL MIMO)
 - 7. NR n66/25/2/41 (4X4 DL MIMO)
 - 8. LTE B29 Rx only
- 7. Antenna G Tx/Rx
 - 1. LTE B48 (4x4 DL MIMO) Rx only
 - 2. NR n77 (SRS only) Tx/Rx; (4x4 DL MIMO) Rx only
- 8. Antenna H Rx only
 - 1. UWB
- 9. Antenna I Tx/Rx
 - 1. LTE B48
 - 2. NR n77
- 10. Antenna J Tx/Rx UWB
 - 1. Tx/Rx
 - 2. Rx Only
 - 3. Rx Only
- 11. Antenna K Tx/Rx
 - 1. NR mmW n260/n261 Tx/Rx
- 12. Antenna L Tx/Rx
 - 1. NR mmW n260/n261 Tx/Rx
- 13. WIFI #1 Tx/Rx
 - 1. WiFi #1 (2.4/5/6 GHz) Tx/Rx
 - 2. BT #1 Tx/Rx
 - 3. LTE B46(LAA) Rx Only
- 14. WIFI #2 Tx/Rx
 - 1. WiFi #2(2.4/5/6 GHz) Tx/Rx
 - 2. BT #2 Tx/Rx
 - 3. LTE B46(LAA) Rx Only
 - 4. GPS L5 Rx only




Figure E-1
DUT Antenna Locations

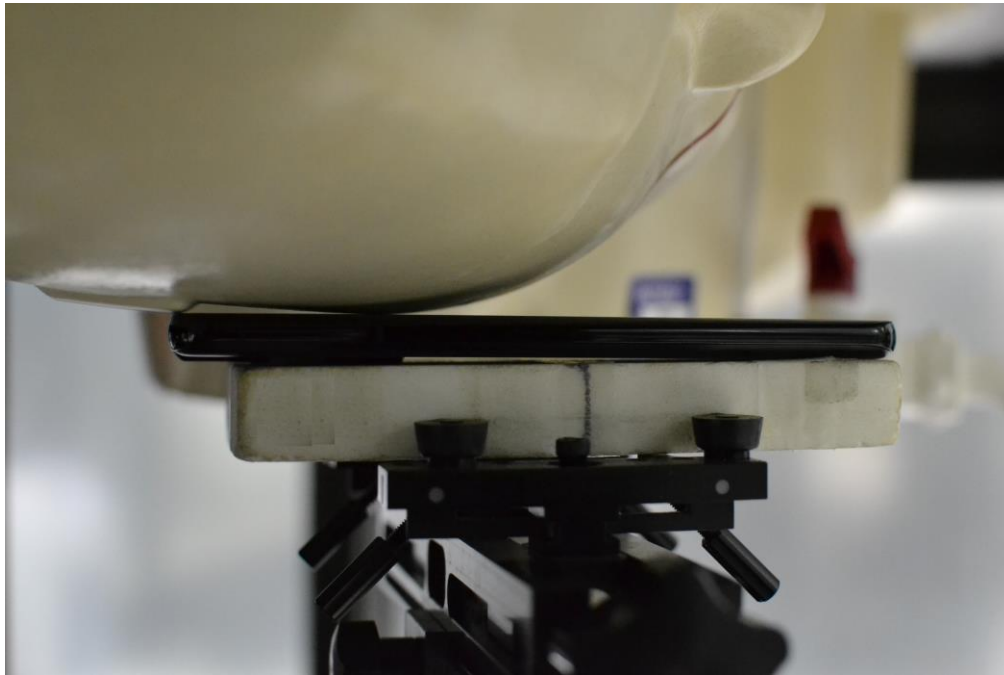
Note: Exact antenna dimensions and separation distances are shown in the Technical Descriptions in the FCC Filing.

FCC ID A3LSMG998U		SAR EVALUATION REPORT		Approved by: Quality Manager
Test Dates: 01/22/21 - 02/22/21	DUT Type: Portable Handset			APPENDIX E: Page 2 of 9




**Figure E-2
NFC Antenna Locations**




FCC ID A3LSMG998U	 PCTEST Proud to be part of 	SAR EVALUATION REPORT		Approved by: Quality Manager
Test Dates: 01/22/21 - 02/22/21	DUT Type: Portable Handset			APPENDIX E: Page 3 of 9



SAR Test Setup Photo 1 – Right Cheek




SAR Test Setup Photo 2 – Right Tilt




FCC ID A3LSMG998U	 <small>Proud to be part of</small> 	SAR EVALUATION REPORT		Approved by: Quality Manager
Test Dates: 01/22/21 - 02/22/21	DUT Type: Portable Handset			APPENDIX E: Page 4 of 9




SAR Test Setup Photo 3 – Left Cheek




SAR Test Setup Photo 4 – Left Tilt



FCC ID A3LSMG998U	 <small>Proud to be part of</small> 	SAR EVALUATION REPORT		Approved by: Quality Manager
Test Dates: 01/22/21 - 02/22/21	DUT Type: Portable Handset			APPENDIX E: Page 5 of 9



SAR Test Setup Photo 5 – Back Side at 15 mm




SAR Test Setup Photo 6 – Back Side at 10 mm




FCC ID A3LSMG998U	 <small>Proud to be part of the element</small>	SAR EVALUATION REPORT		Approved by: Quality Manager
Test Dates: 01/22/21 - 02/22/21	DUT Type: Portable Handset			APPENDIX E: Page 6 of 9



SAR Test Setup Photo 7 – Front Side at 10 mm



SAR Test Setup Photo 8 – Top Side at 10 mm




FCC ID A3LSMG998U	 <small>Proud to be part of</small> 	SAR EVALUATION REPORT		Approved by: Quality Manager
Test Dates: 01/22/21 - 02/22/21	DUT Type: Portable Handset	APPENDIX E: Page 7 of 9		




SAR Test Setup Photo 9 – Bottom Side at 10 mm



SAR Test Setup Photo 10 – Right Side at 10 mm



FCC ID A3LSMG998U	 <small>Proud to be part of</small> 	SAR EVALUATION REPORT		Approved by: Quality Manager
Test Dates: 01/22/21 - 02/22/21	DUT Type: Portable Handset	APPENDIX E: Page 8 of 9		



SAR Test Setup Photo 11 – Left Side at 10 mm



SAR Test Setup Photo 12 – Vertical and Horizontal Reference Lines

FCC ID A3LSMG998U	 <small>Proud to be part of the element</small>	SAR EVALUATION REPORT		Approved by: Quality Manager
Test Dates: 01/22/21 - 02/22/21	DUT Type: Portable Handset			APPENDIX E: Page 9 of 9