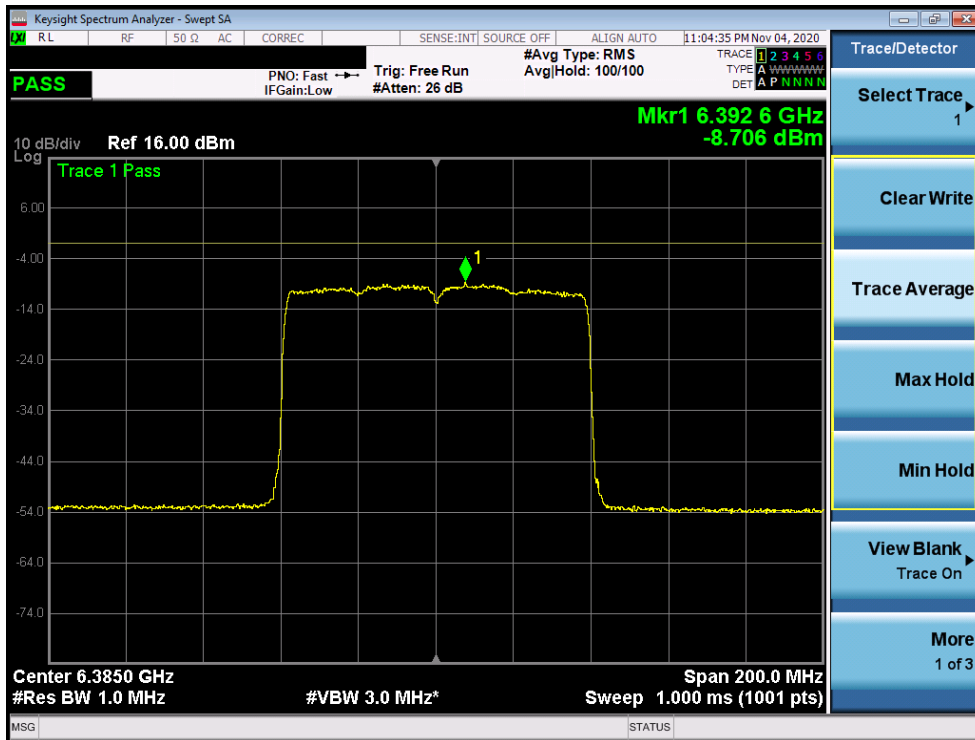
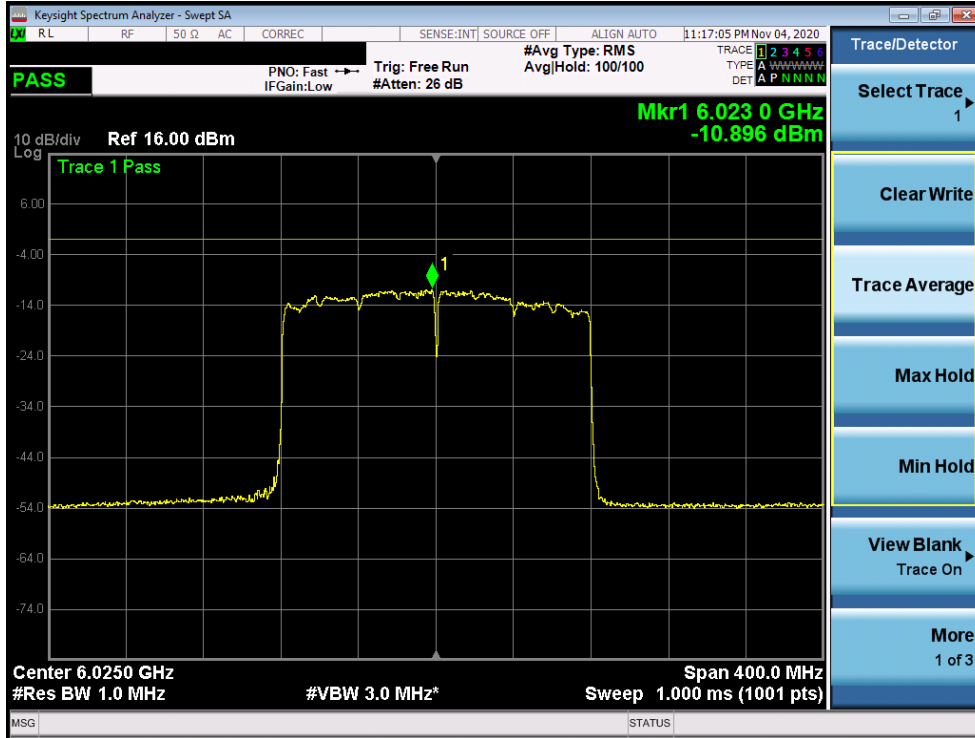


Plot 7-164. Power Spectral Density Plot MIMO ANT2 (80MHz BW 802.11ax (UNII Band 5) – Ch. 39)

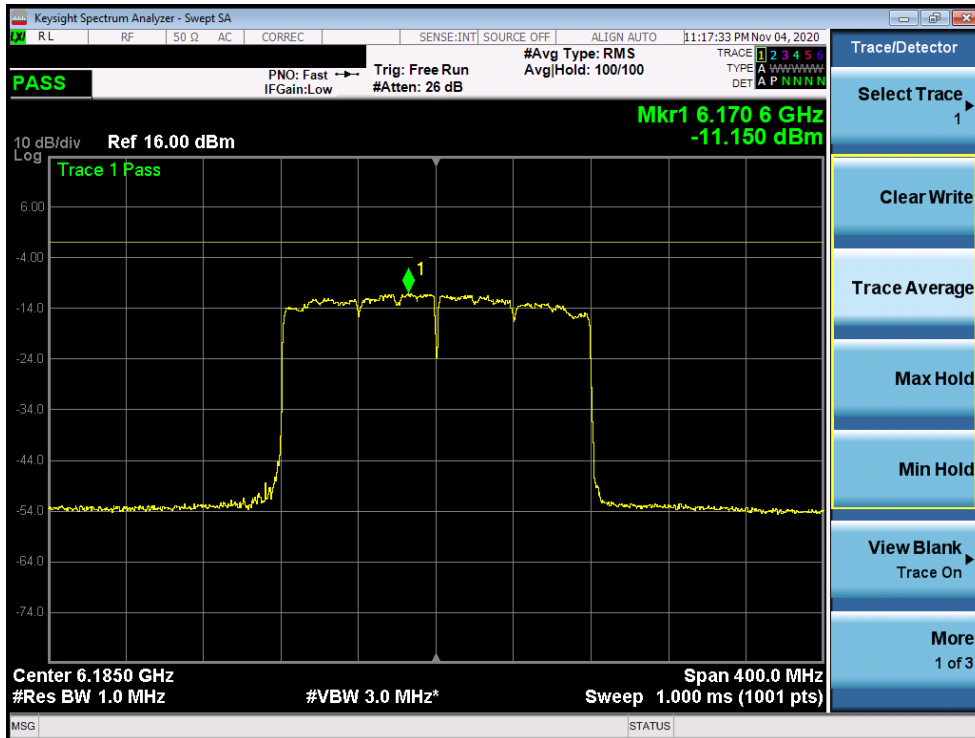


Plot 7-165. Power Spectral Density Plot MIMO ANT2 (80MHz BW 802.11ax (UNII Band 5) – Ch. 87)

FCC ID: A3LSMG998B	PCTEST Proud to be part of element	MEASUREMENT REPORT (CERTIFICATION)		Approved by: Technical Manager
Test Report S/N: 1M2009280154-26.A3L	Test Dates: 10/05 - 12/14/2020	EUT Type: Portable Handset		Page 104 of 215

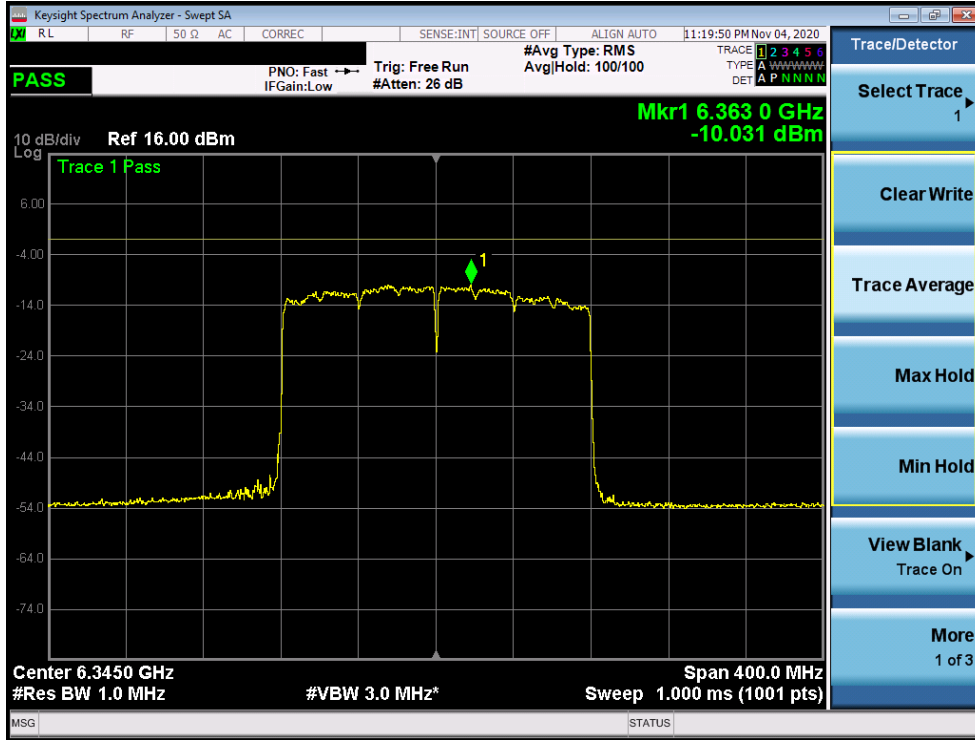


Plot 7-166. Power Spectral Density Plot MIMO ANT2 (160MHz BW 802.11ax (UNII Band 5) – Ch. 15)

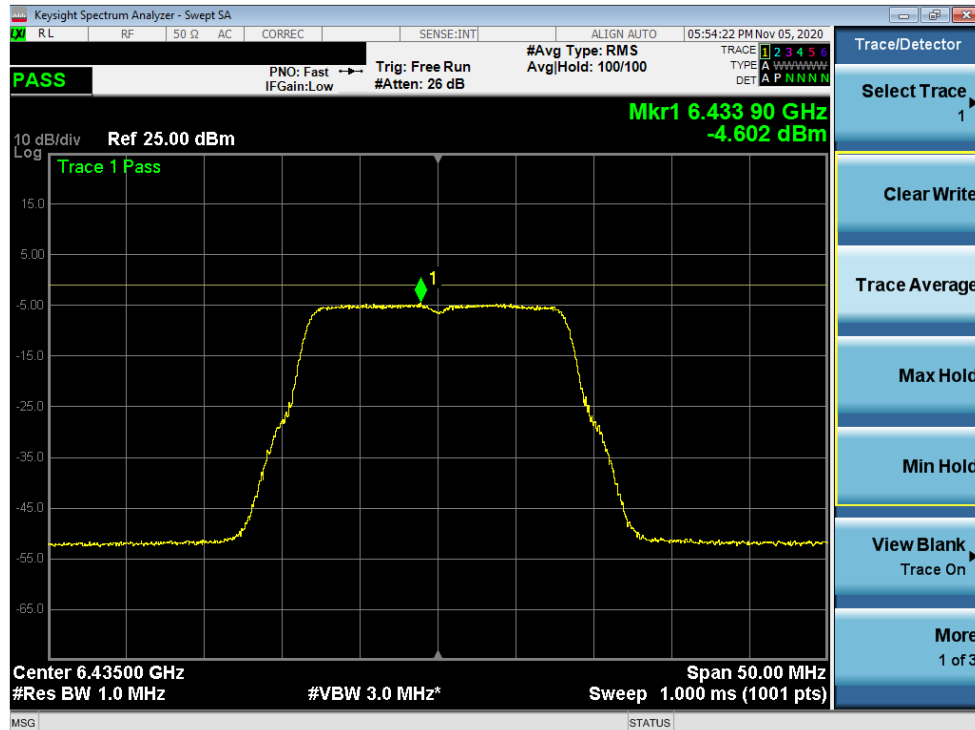


Plot 7-167. Power Spectral Density Plot MIMO ANT2 (160MHz BW 802.11ax (UNII Band 5) – Ch. 47)

FCC ID: A3LSMG998B	Proud to be part of element	MEASUREMENT REPORT (CERTIFICATION)		Approved by: Technical Manager
Test Report S/N: 1M2009280154-26.A3L	Test Dates: 10/05 - 12/14/2020	EUT Type: Portable Handset		Page 105 of 215

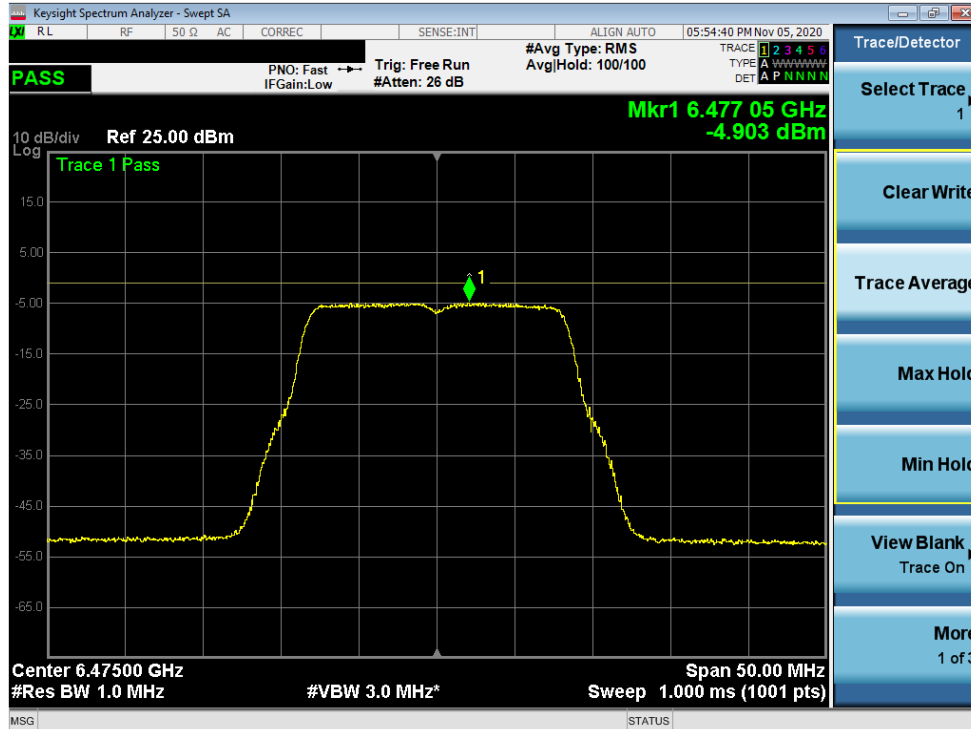


Plot 7-168. Power Spectral Density Plot MIMO ANT2 (160MHz BW 802.11ax (UNII Band 5) – Ch. 79

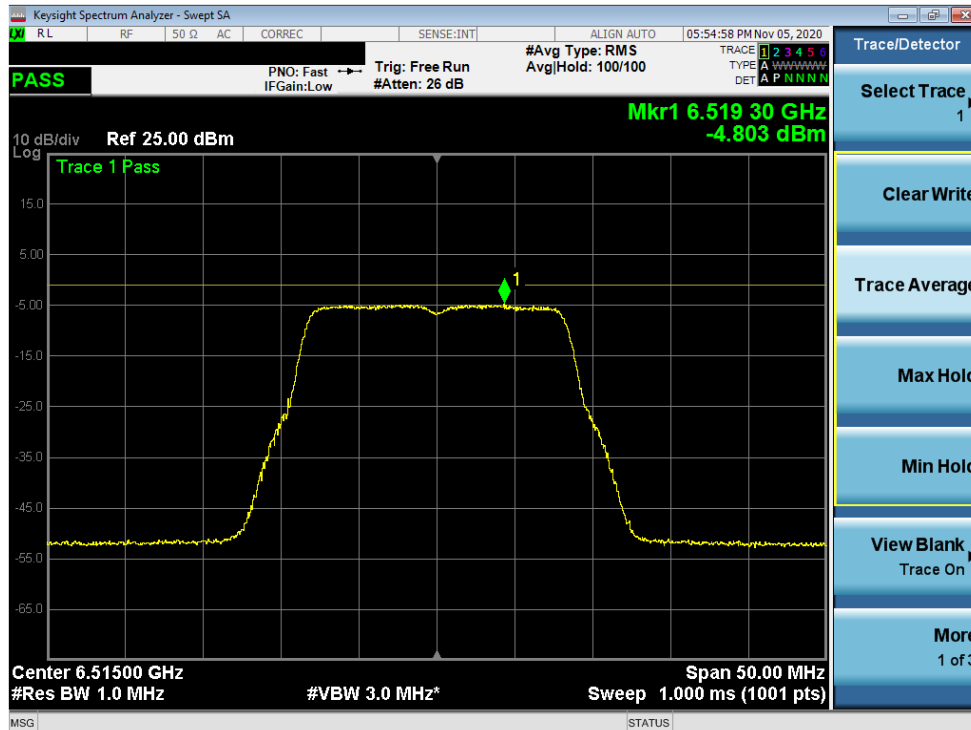


Plot 7-169. Power Spectral Density Plot MIMO ANT2 (20MHz BW 802.11a (UNII Band 6) – Ch. 97)

FCC ID: A3LSMG998B		MEASUREMENT REPORT (CERTIFICATION)		Approved by: Technical Manager
Test Report S/N: 1M2009280154-26.A3L	Test Dates: 10/05 - 12/14/2020	EUT Type: Portable Handset		Page 106 of 215

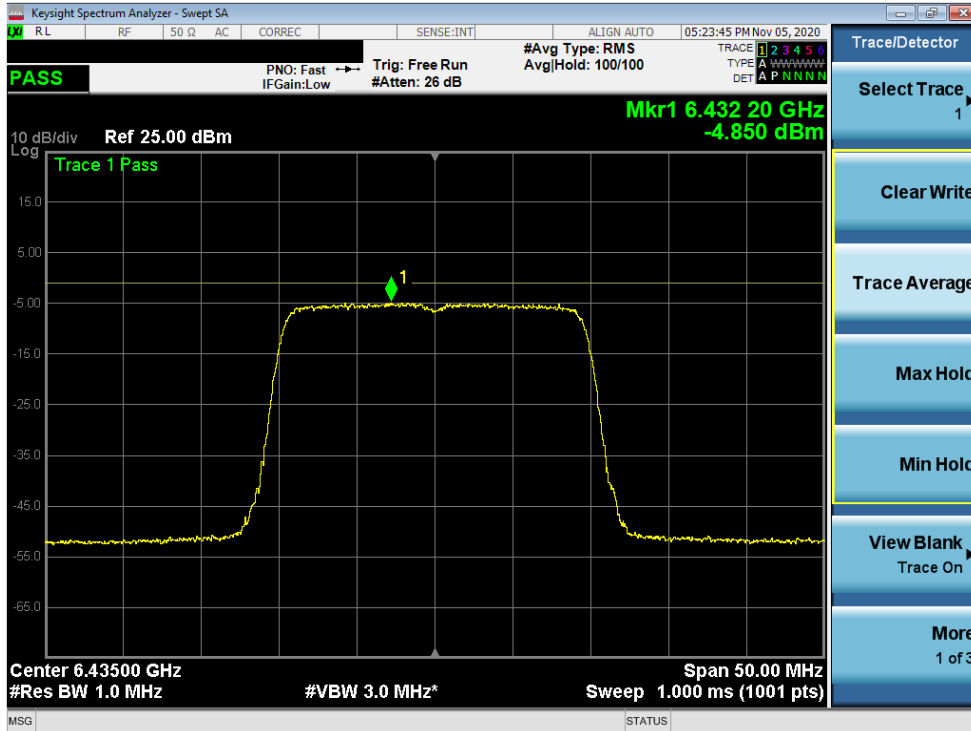


Plot 7-170. Power Spectral Density Plot MIMO ANT2 (20MHz BW 802.11a (UNII Band 6) – Ch. 105)

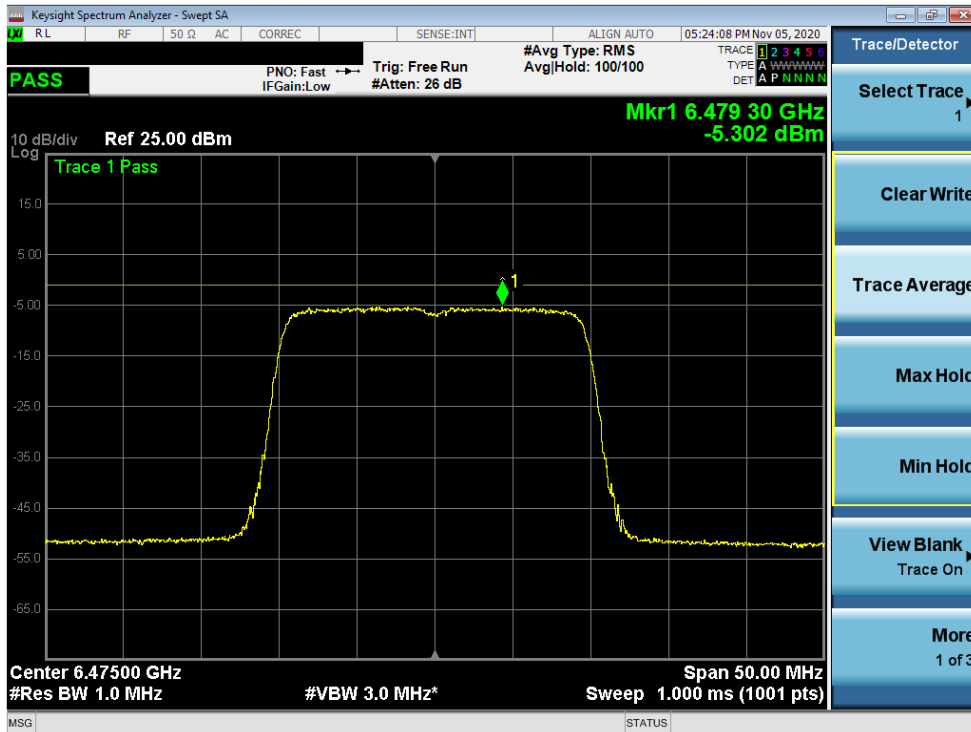


Plot 7-171. Power Spectral Density Plot MIMO ANT2 (20MHz BW 802.11a (UNII Band 6) – Ch. 113)

FCC ID: A3LSMG998B	Proud to be part of element	MEASUREMENT REPORT (CERTIFICATION)		Approved by: Technical Manager
Test Report S/N: 1M2009280154-26.A3L	Test Dates: 10/05 - 12/14/2020	EUT Type: Portable Handset		Page 107 of 215

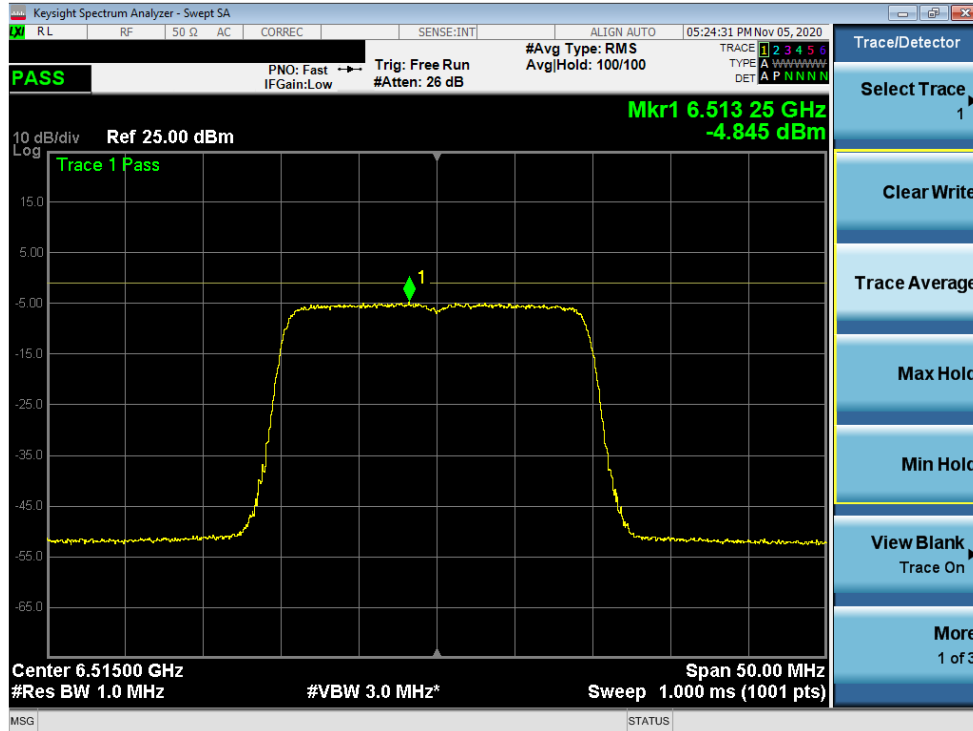


Plot 7-172. Power Spectral Density Plot MIMO ANT2 (20MHz BW 802.11ax (UNII Band 6) – Ch. 97)

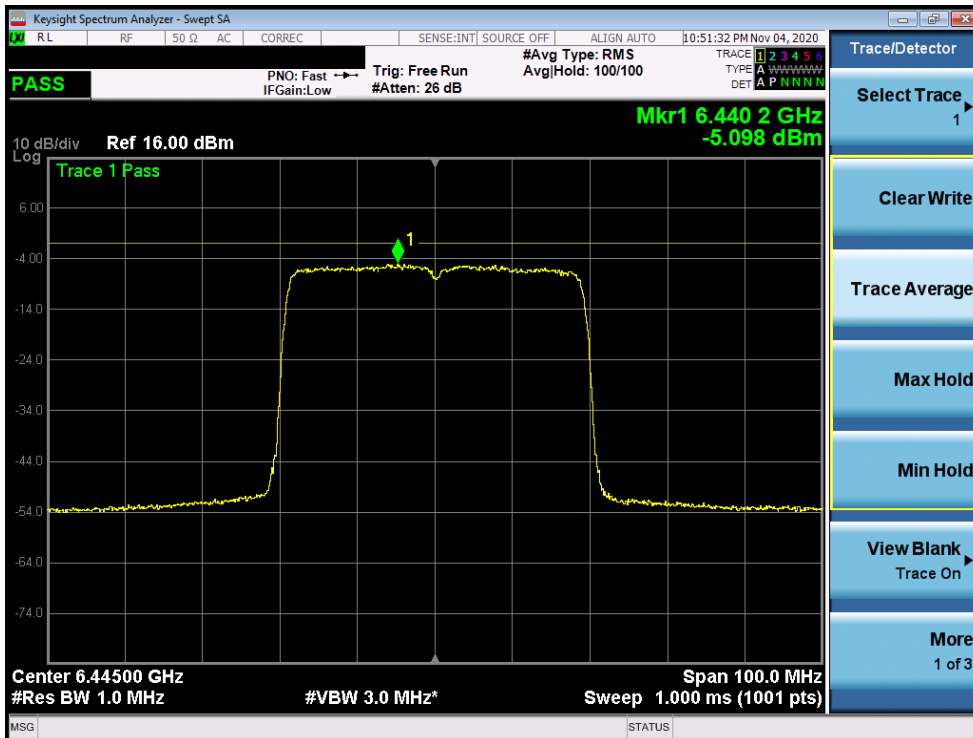


Plot 7-173. Power Spectral Density Plot MIMO ANT2 (20MHz BW 802.11ax (UNII Band 6) – Ch. 105)

FCC ID: A3LSMG998B	PCTEST Proud to be part of element	MEASUREMENT REPORT (CERTIFICATION)		Approved by: Technical Manager
Test Report S/N: 1M2009280154-26.A3L	Test Dates: 10/05 - 12/14/2020	EUT Type: Portable Handset		Page 108 of 215

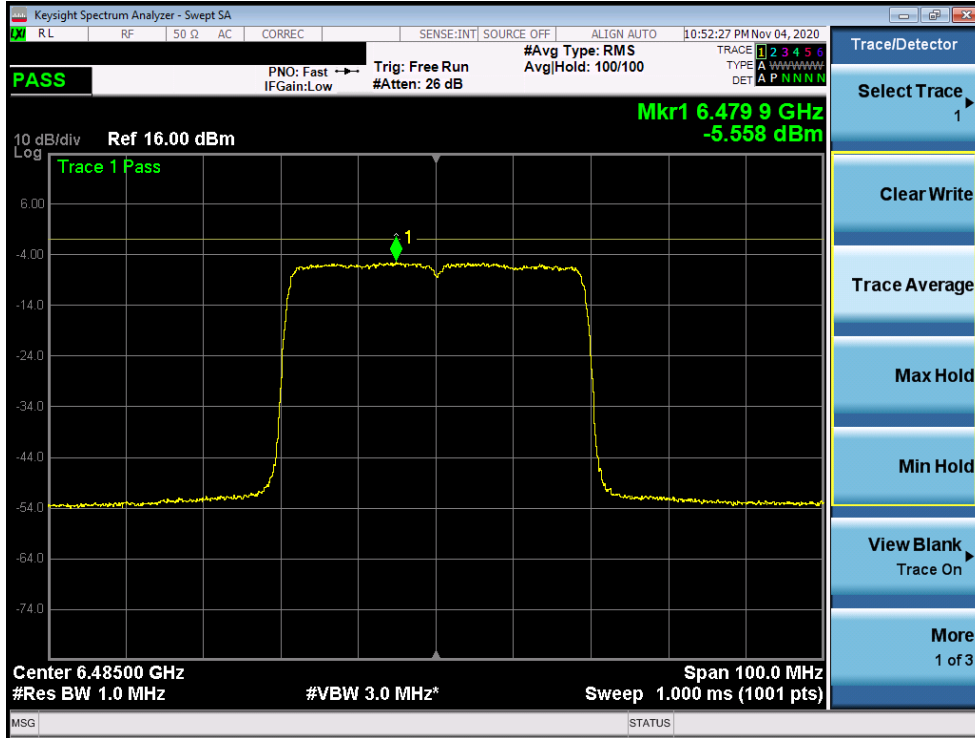


Plot 7-174. Power Spectral Density Plot MIMO ANT2 (20MHz BW 802.11ax (UNII Band 6) – Ch. 113)

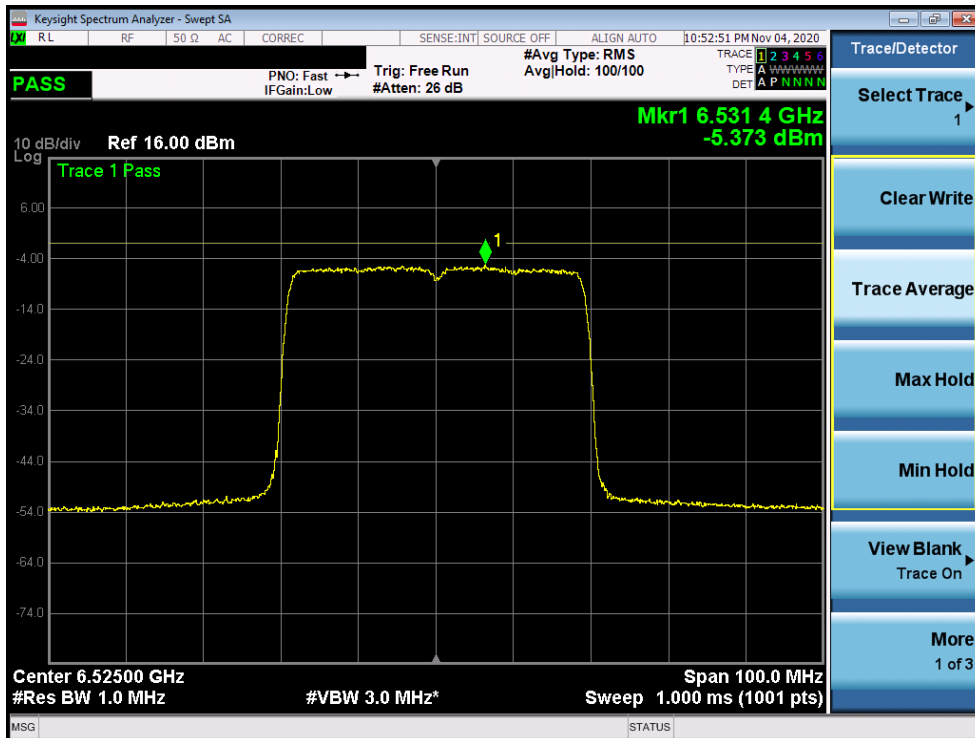


Plot 7-175. Power Spectral Density Plot MIMO ANT2 (40MHz BW 802.11ax (UNII Band 6) – Ch. 99)

FCC ID: A3LSMG998B	Proud to be part of element	MEASUREMENT REPORT (CERTIFICATION)		Approved by: Technical Manager
Test Report S/N: 1M2009280154-26.A3L	Test Dates: 10/05 - 12/14/2020	EUT Type: Portable Handset		Page 109 of 215

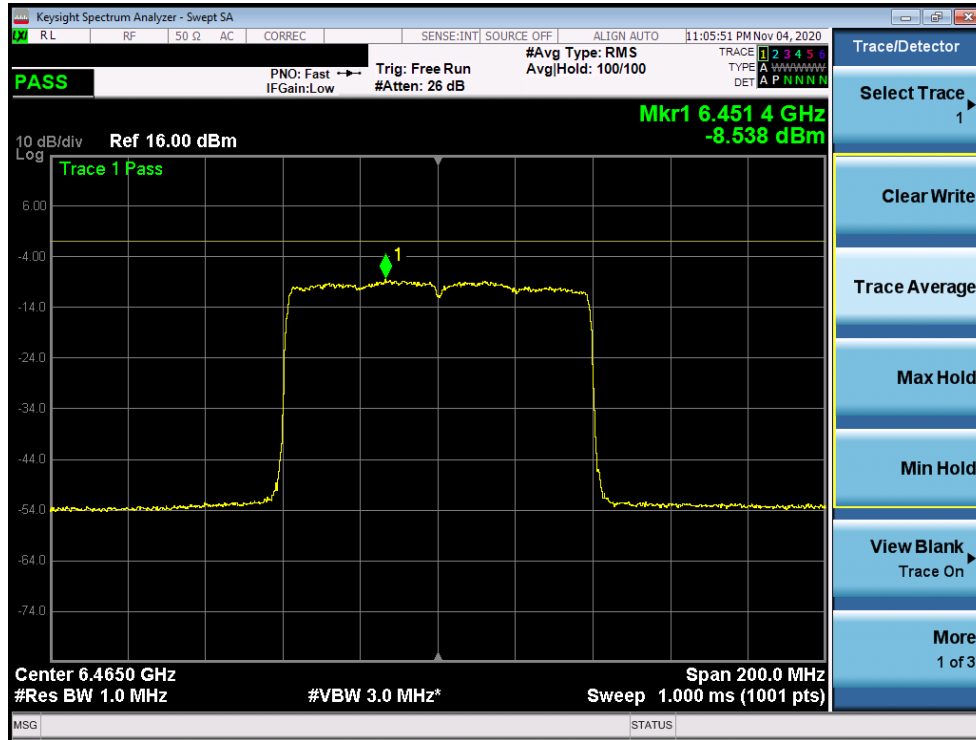


Plot 7-176. Power Spectral Density Plot MIMO ANT2 (40MHz BW 802.11ax (UNII Band 6) – Ch. 107)

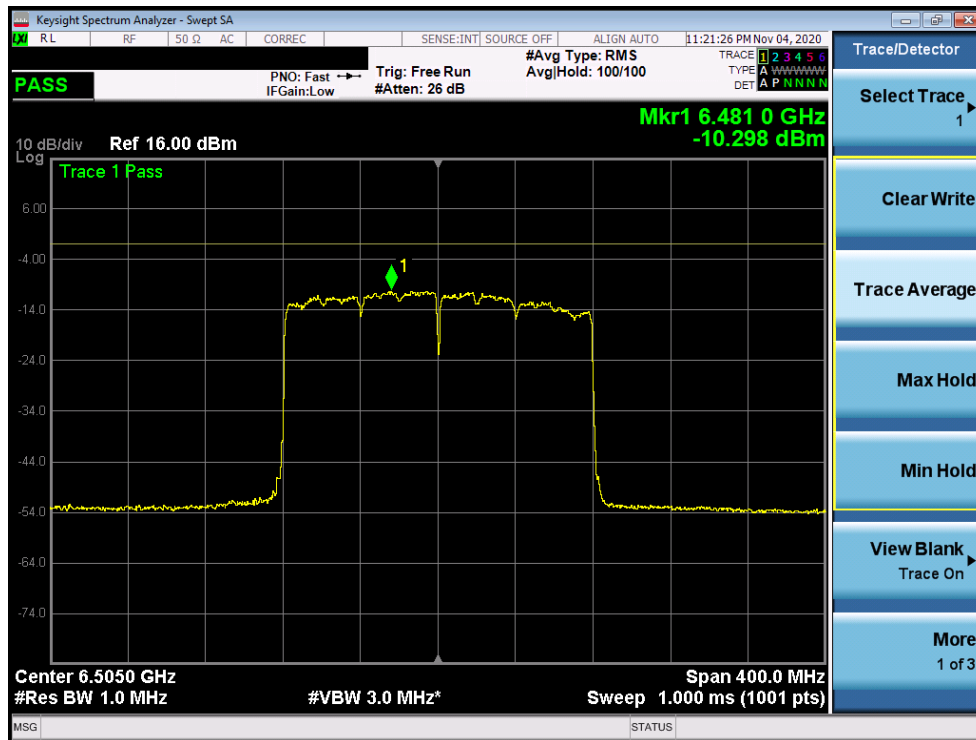


Plot 7-177. Power Spectral Density Plot MIMO ANT2 (40MHz BW 802.11ax (UNII Band 6) – Ch. 115)

FCC ID: A3LSMG998B	Proud to be part of element	MEASUREMENT REPORT (CERTIFICATION)		Approved by: Technical Manager
Test Report S/N: 1M2009280154-26.A3L	Test Dates: 10/05 - 12/14/2020	EUT Type: Portable Handset		Page 110 of 215

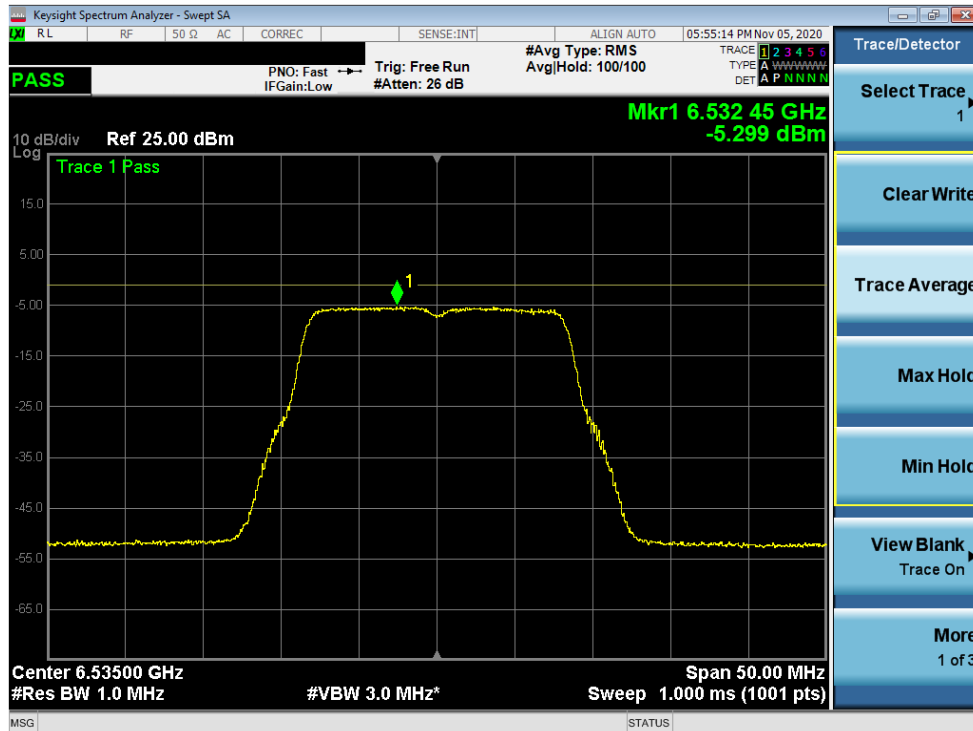


Plot 7-178. Power Spectral Density Plot MIMO ANT2 (80MHz BW 802.11ax (UNII Band 6) – Ch. 103)

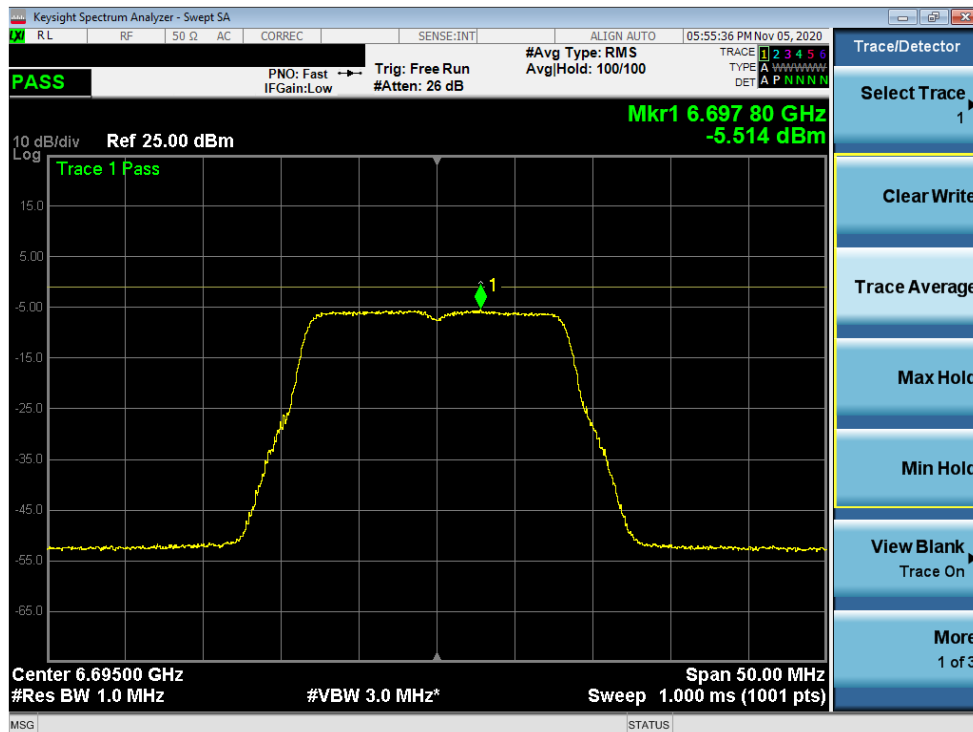


Plot 7-179. Power Spectral Density Plot MIMO ANT2 (160MHz BW 802.11ax (26 Tones) (UNII Band 6) – Ch. 111)

FCC ID: A3LSMG998B	Proud to be part of element	MEASUREMENT REPORT (CERTIFICATION)		Approved by: Technical Manager
Test Report S/N: 1M2009280154-26.A3L	Test Dates: 10/05 - 12/14/2020	EUT Type: Portable Handset		Page 111 of 215

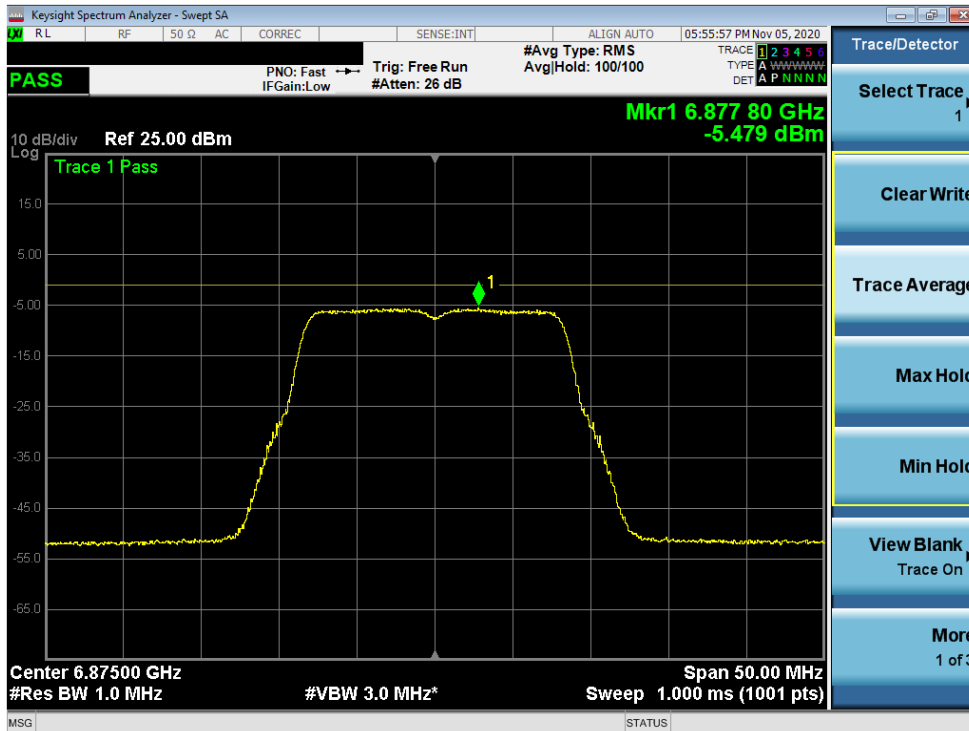


Plot 7-180. Power Spectral Density Plot MIMO ANT2 (20MHz BW 802.11a (UNII Band 7) – Ch. 117)

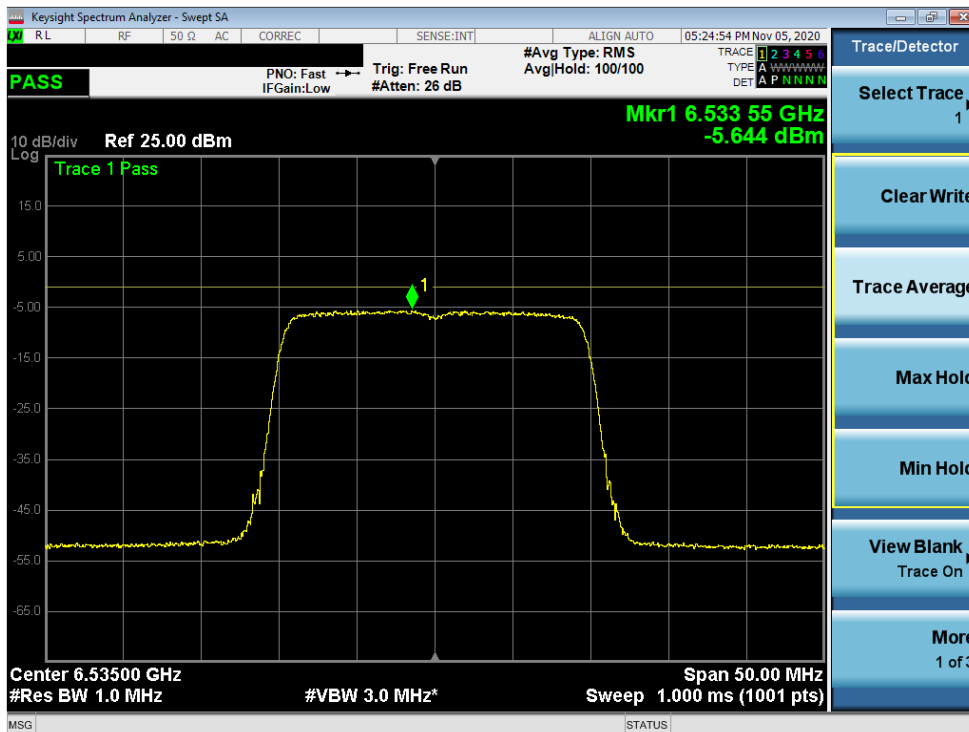


Plot 7-181. Power Spectral Density Plot MIMO ANT2 (20MHz BW 802.11a (UNII Band 7) – Ch. 149)

FCC ID: A3LSMG998B	PCTEST Proud to be part of element	MEASUREMENT REPORT (CERTIFICATION)		Approved by: Technical Manager
Test Report S/N: 1M2009280154-26.A3L	Test Dates: 10/05 - 12/14/2020	EUT Type: Portable Handset		Page 112 of 215

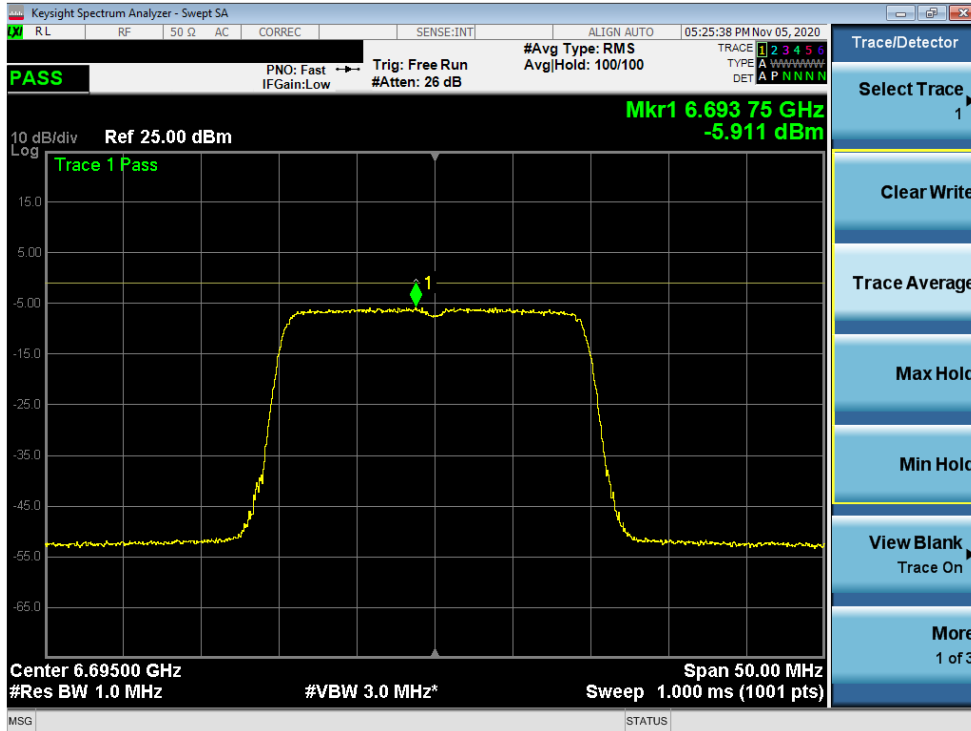


Plot 7-182. Power Spectral Density Plot MIMO ANT2 (20MHz BW 802.11a (UNII Band 7) – Ch. 185)

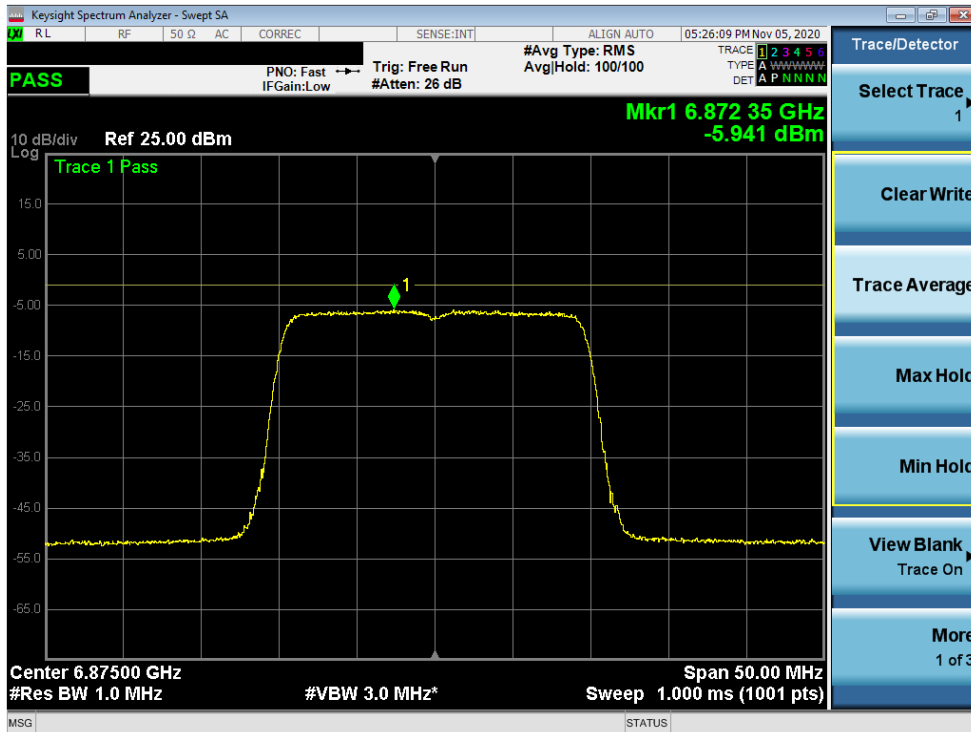


Plot 7-183. Power Spectral Density Plot MIMO ANT2 (20MHz BW 802.11ax (UNII Band 7) – Ch. 117)

FCC ID: A3LSMG998B	 Proud to be part of 	MEASUREMENT REPORT (CERTIFICATION)		Approved by: Technical Manager
Test Report S/N: 1M2009280154-26.A3L	Test Dates: 10/05 - 12/14/2020	EUT Type: Portable Handset		Page 113 of 215

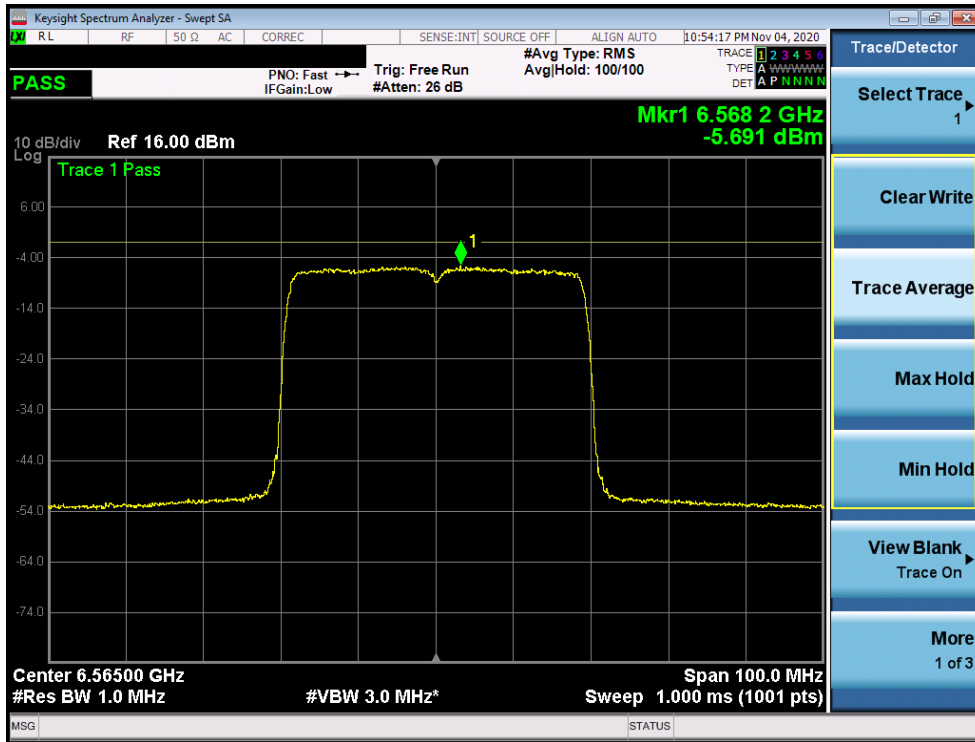


Plot 7-184. Power Spectral Density Plot MIMO ANT2 (20MHz BW 802.11ax (UNII Band 7) – Ch. 149)

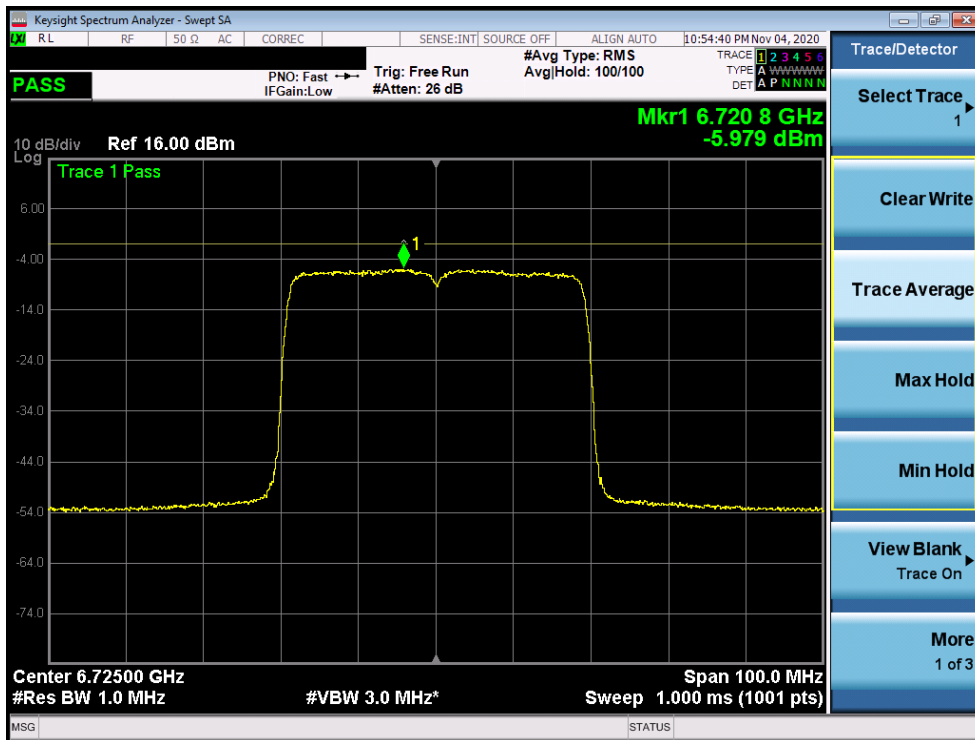


Plot 7-185. Power Spectral Density Plot MIMO ANT2 (20MHz BW 802.11ax (UNII Band 7) – Ch. 185)

FCC ID: A3LSMG998B	 PCTEST Proud to be part of element	MEASUREMENT REPORT (CERTIFICATION)		Approved by: Technical Manager
Test Report S/N: 1M2009280154-26.A3L	Test Dates: 10/05 - 12/14/2020	EUT Type: Portable Handset		Page 114 of 215

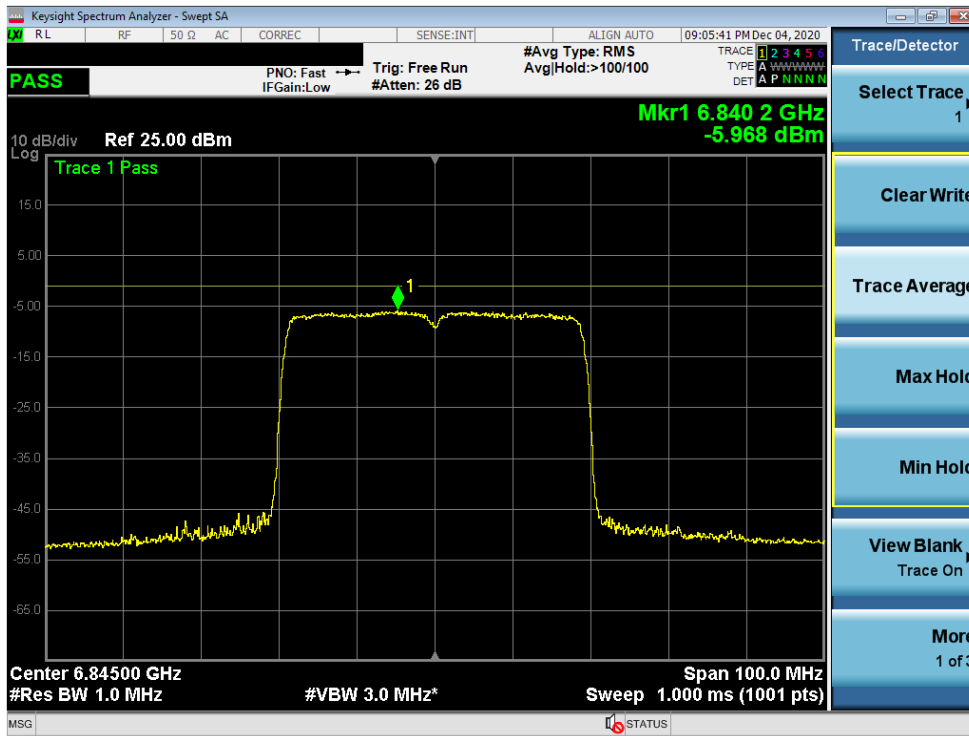


Plot 7-186. Power Spectral Density Plot MIMO ANT2 (40MHz BW 802.11ax (UNII Band 7) – Ch. 123)

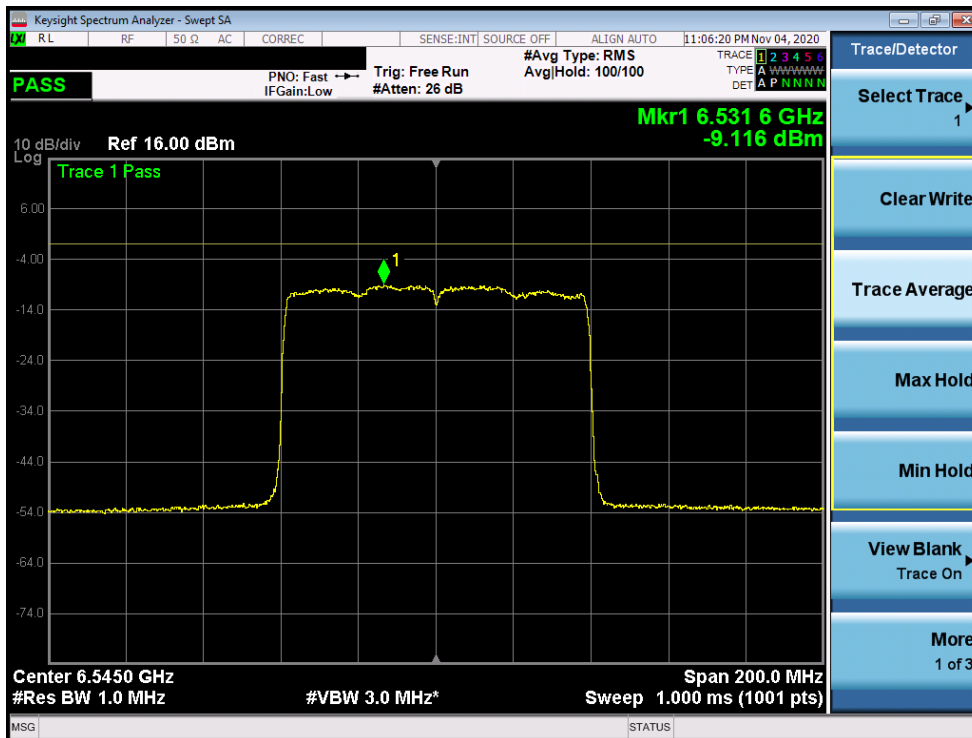


Plot 7-187. Power Spectral Density Plot MIMO ANT2 (40MHz BW 802.11ax (UNII Band 7) – Ch. 155)

FCC ID: A3LSMG998B	PCTEST Proud to be part of element	MEASUREMENT REPORT (CERTIFICATION)		Approved by: Technical Manager
Test Report S/N: 1M2009280154-26.A3L	Test Dates: 10/05 - 12/14/2020	EUT Type: Portable Handset		Page 115 of 215

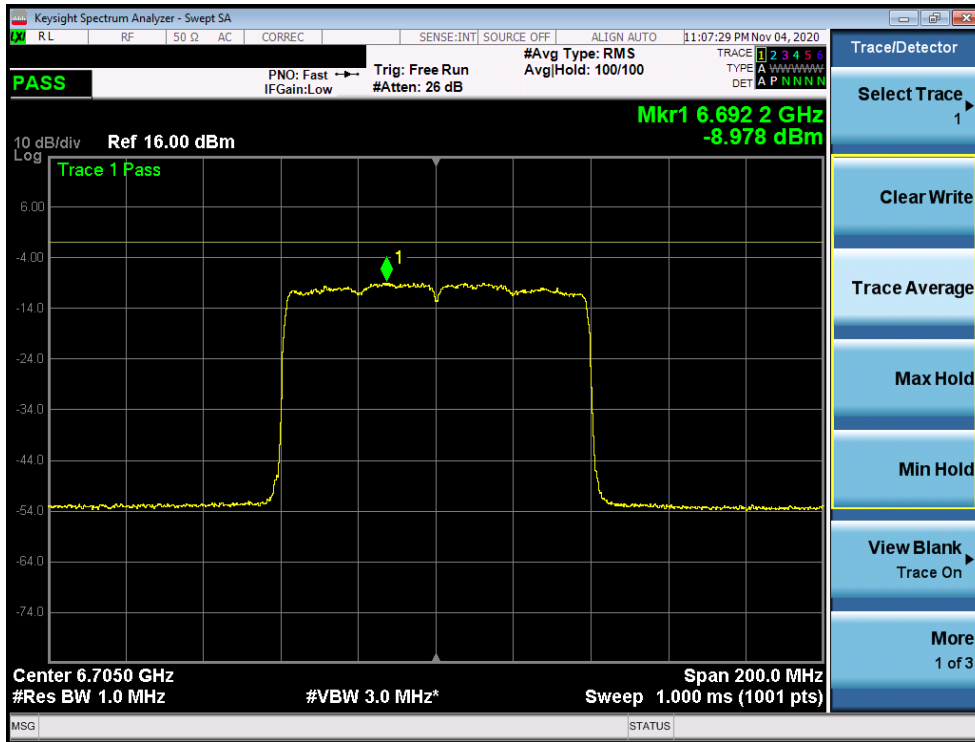


Plot 7-188. Power Spectral Density Plot MIMO ANT2 (40MHz BW 802.11ax (UNII Band 7) – Ch. 179)

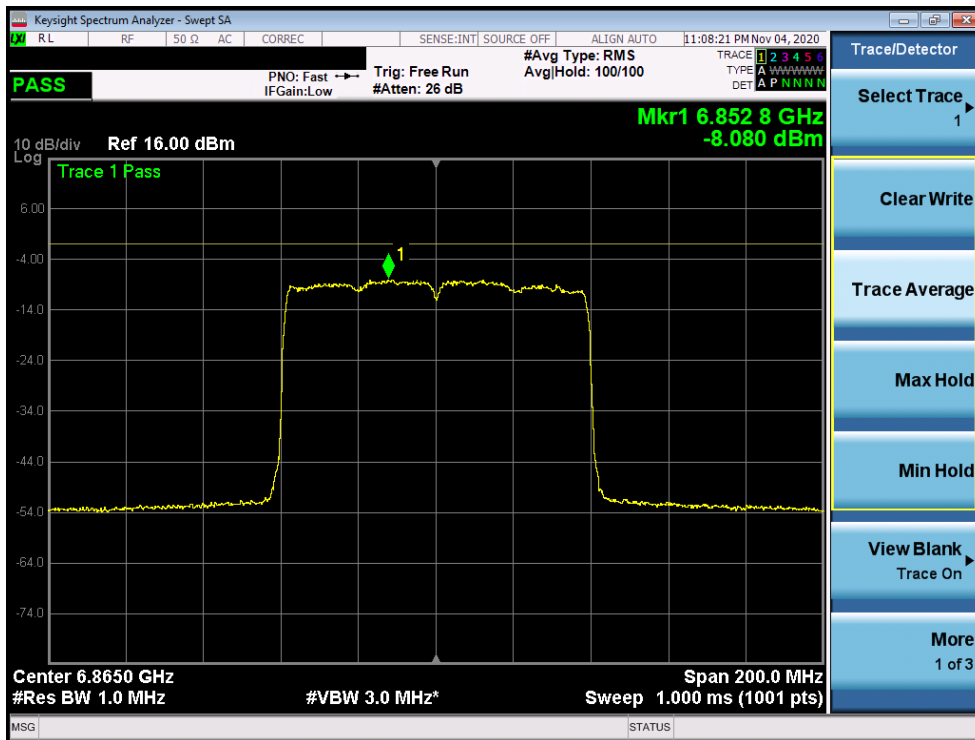


Plot 7-189. Power Spectral Density Plot MIMO ANT2 (80MHz BW 802.11ax (UNII Band 7) – Ch. 119)

FCC ID: A3LSMG998B	PCTEST Proud to be part of element	MEASUREMENT REPORT (CERTIFICATION)		Approved by: Technical Manager
Test Report S/N: 1M2009280154-26.A3L	Test Dates: 10/05 - 12/14/2020	EUT Type: Portable Handset		Page 116 of 215

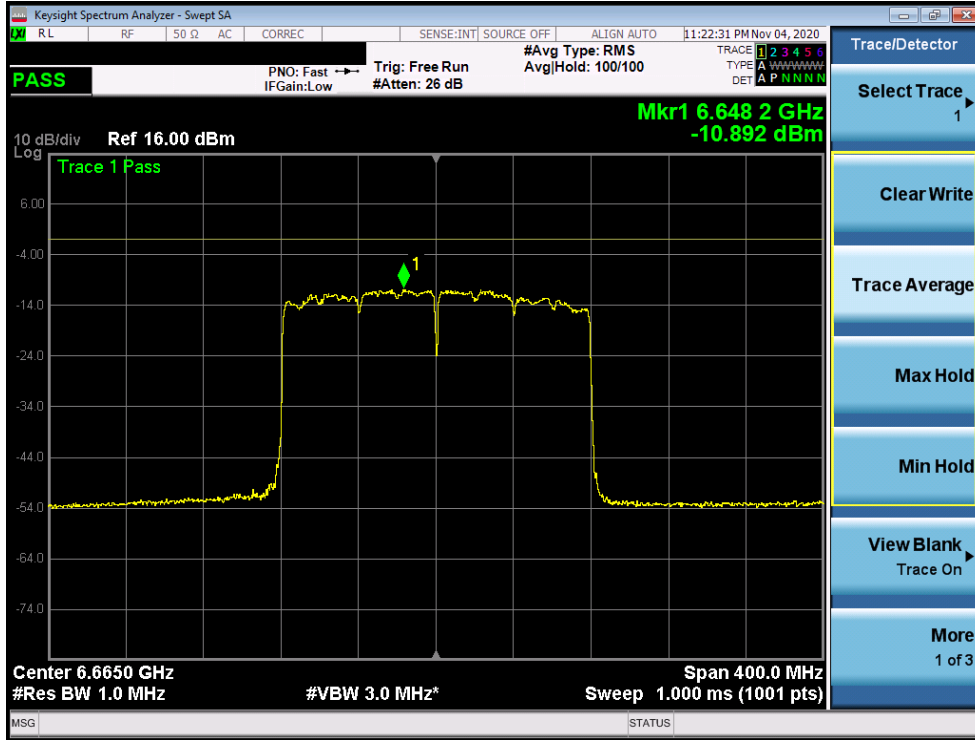


Plot 7-190. Power Spectral Density Plot MIMO ANT2 (80MHz BW 802.11ax (UNII Band 7) – Ch. 151)

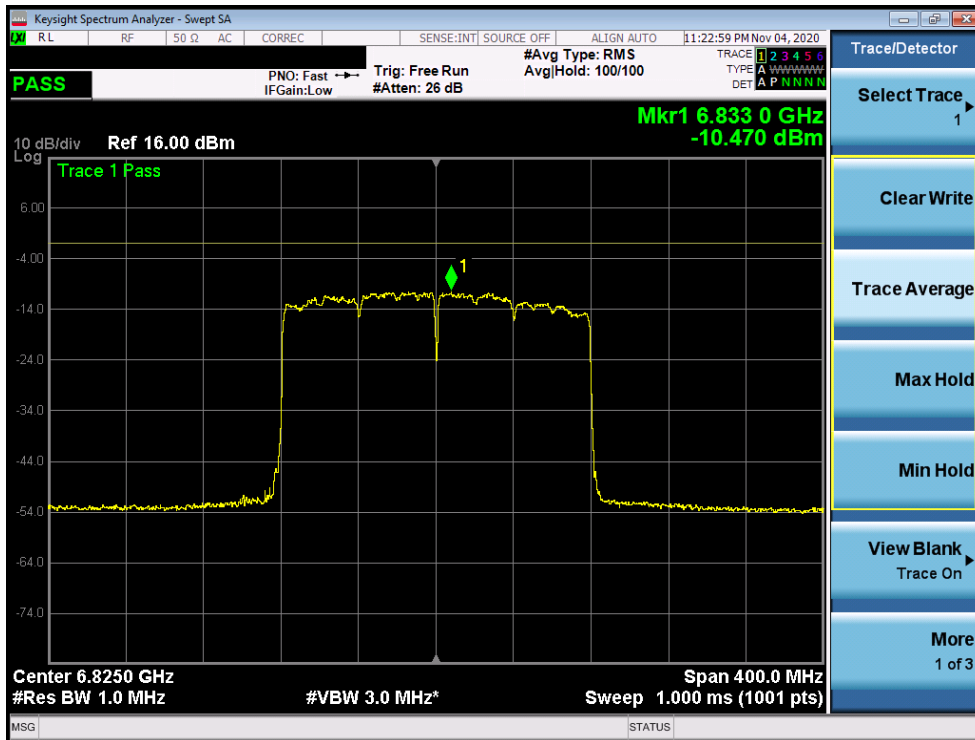


Plot 7-191. Power Spectral Density Plot MIMO ANT2 (80MHz BW 802.11ax (UNII Band 7) – Ch. 183)

FCC ID: A3LSMG998B	PCTEST Proud to be part of element	MEASUREMENT REPORT (CERTIFICATION)		Approved by: Technical Manager
Test Report S/N: 1M2009280154-26.A3L	Test Dates: 10/05 - 12/14/2020	EUT Type: Portable Handset		Page 117 of 215

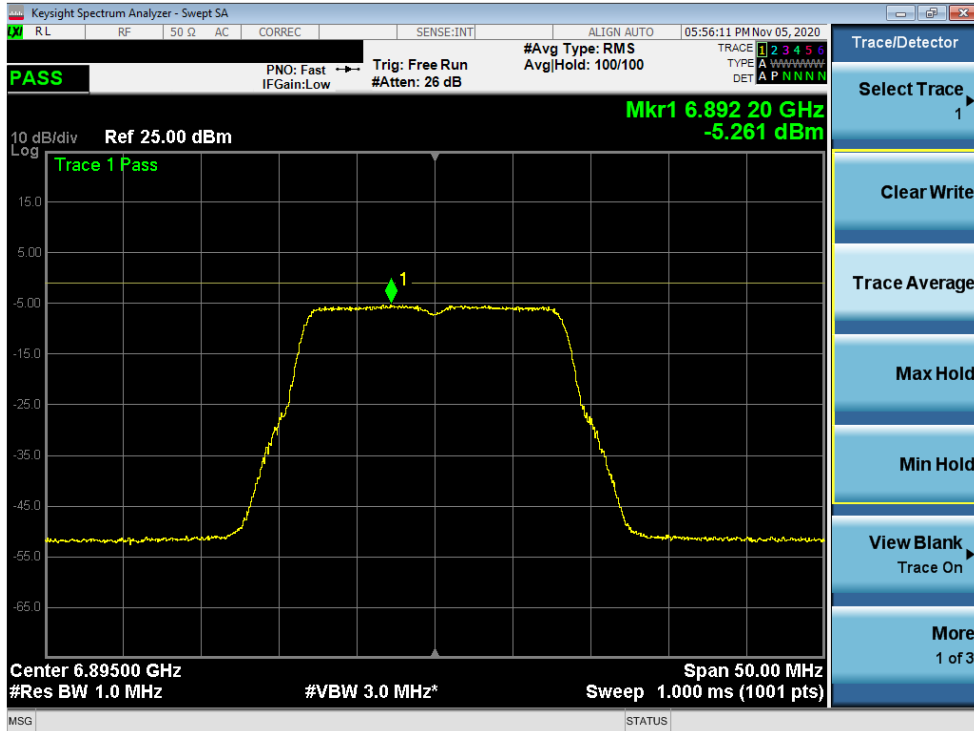


Plot 7-192. Power Spectral Density Plot MIMO ANT2 (160MHz BW 802.11ax (UNII Band 7) – Ch. 143)

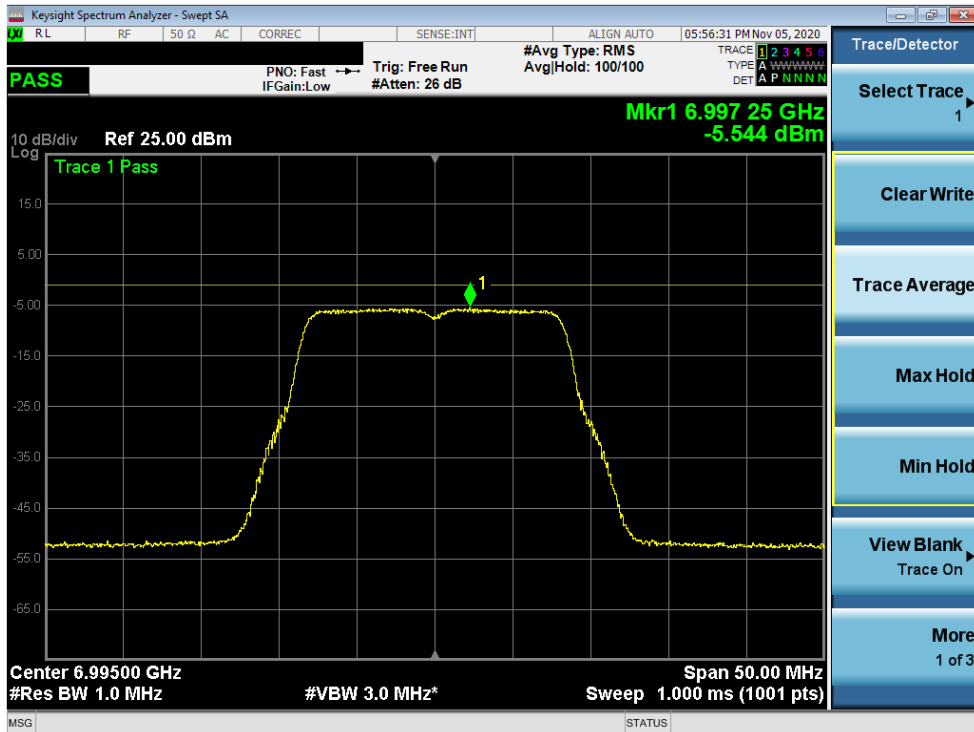


Plot 7-193. Power Spectral Density Plot MIMO ANT2 (160MHz BW 802.11ax (UNII Band 7) – Ch. 175)

FCC ID: A3LSMG998B	PCTEST Proud to be part of element	MEASUREMENT REPORT (CERTIFICATION)		Approved by: Technical Manager
Test Report S/N: 1M2009280154-26.A3L	Test Dates: 10/05 - 12/14/2020	EUT Type: Portable Handset		Page 118 of 215

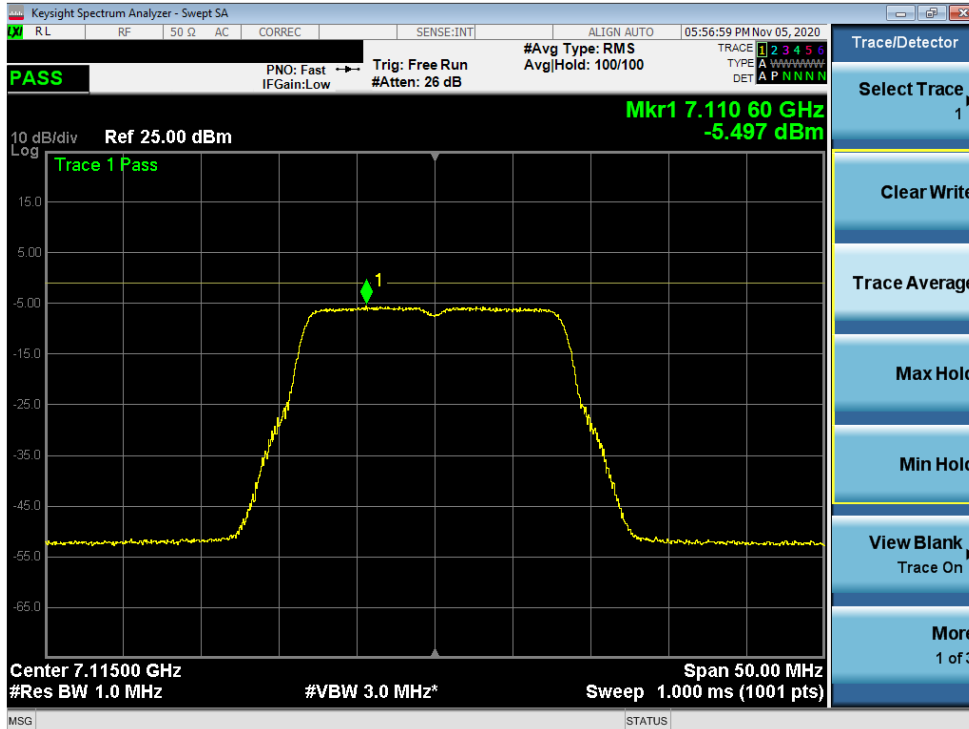


Plot 7-194. Power Spectral Density Plot MIMO ANT2 (20MHz BW 802.11a (UNII Band 8) – Ch. 189)

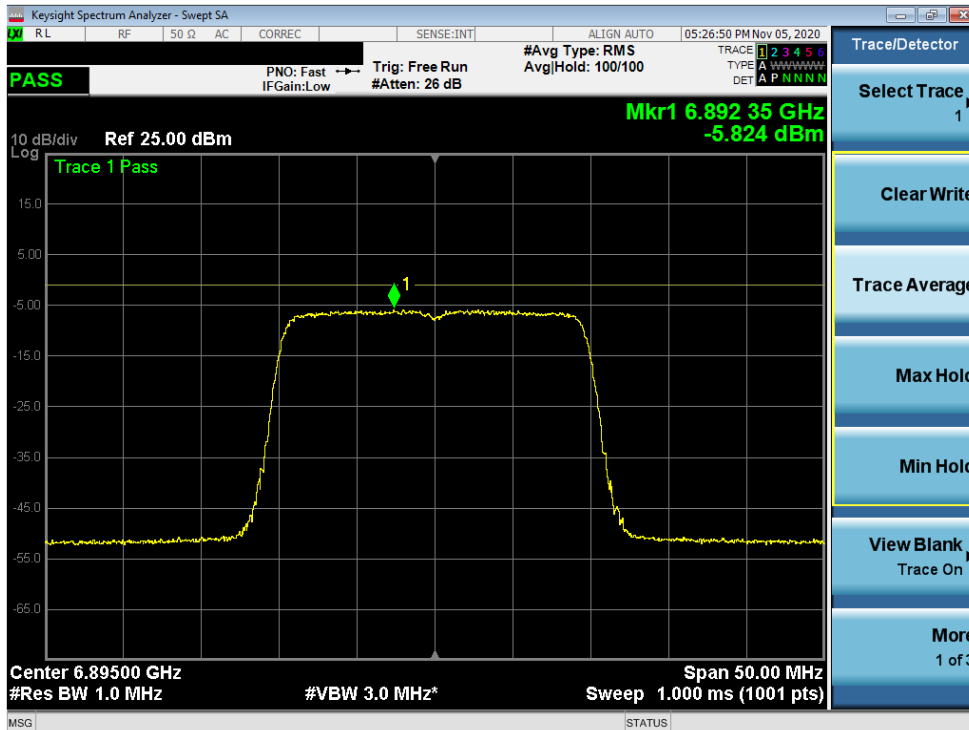


Plot 7-195. Power Spectral Density Plot MIMO ANT2 (20MHz BW 802.11a (UNII Band 8) – Ch. 209)

FCC ID: A3LSMG998B	PCTEST Proud to be part of element	MEASUREMENT REPORT (CERTIFICATION)		Approved by: Technical Manager
Test Report S/N: 1M2009280154-26.A3L	Test Dates: 10/05 - 12/14/2020	EUT Type: Portable Handset		Page 119 of 215

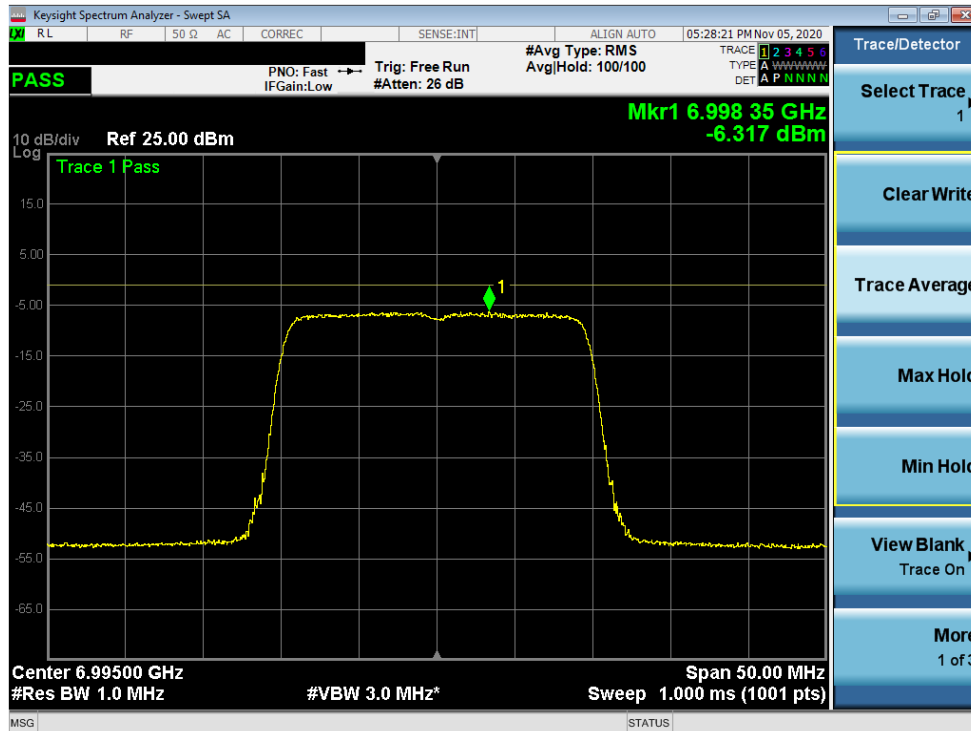


Plot 7-196. Power Spectral Density Plot MIMO ANT2 (20MHz BW 802.11a (UNII Band 8) – Ch. 233)

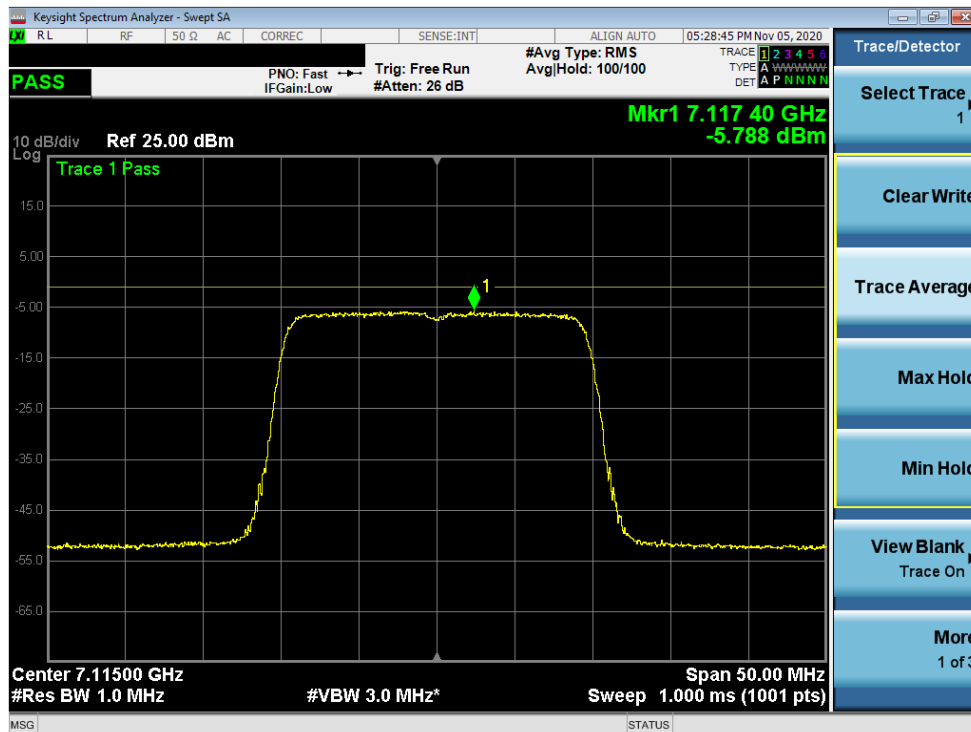


Plot 7-197. Power Spectral Density Plot MIMO ANT2 (20MHz BW 802.11ax (UNII Band 8) – Ch. 189)

FCC ID: A3LSMG998B	 PCTEST [®] Proud to be part of element	MEASUREMENT REPORT (CERTIFICATION)		Approved by: Technical Manager
Test Report S/N: 1M2009280154-26.A3L	Test Dates: 10/05 - 12/14/2020	EUT Type: Portable Handset		Page 120 of 215

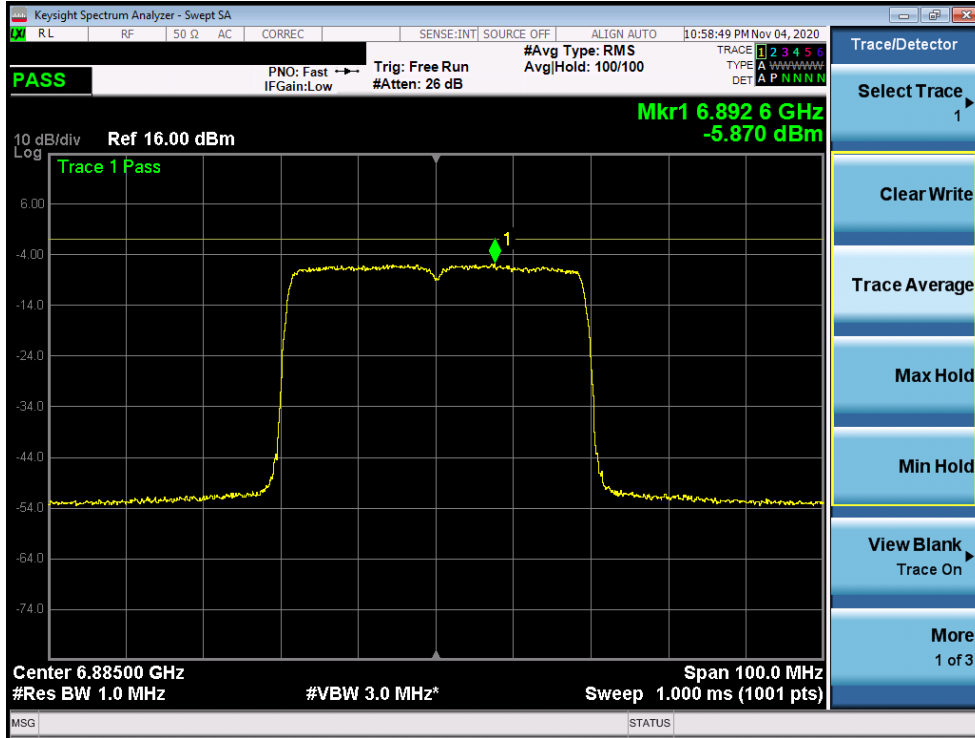


Plot 7-198. Power Spectral Density Plot MIMO ANT2 (20MHz BW 802.11ax (UNII Band 8) – Ch. 209)

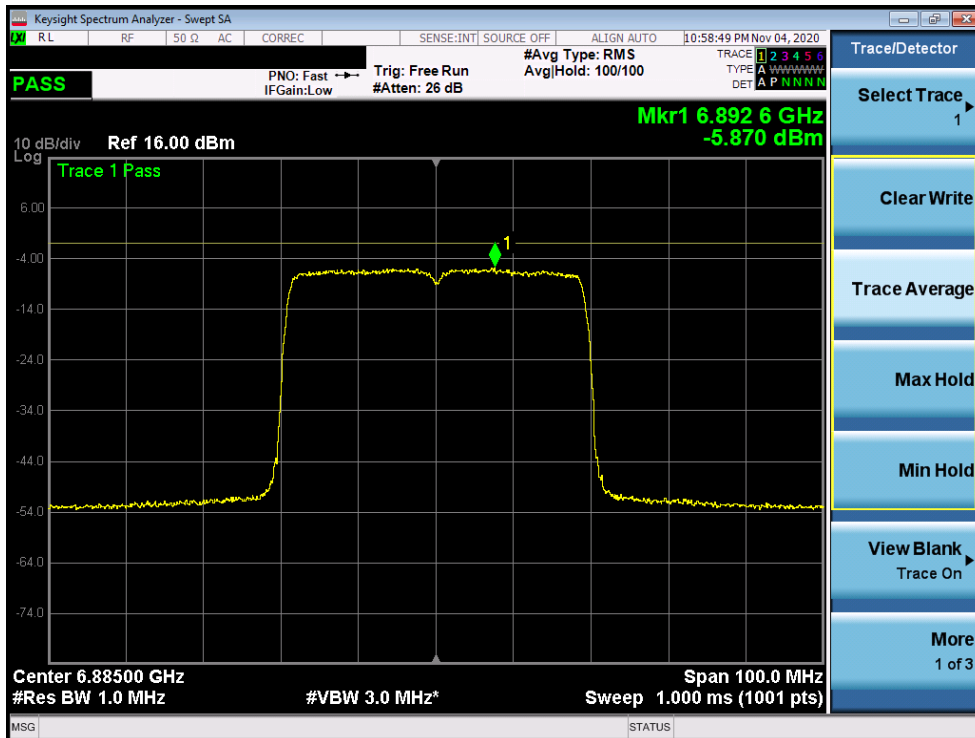


Plot 7-199. Power Spectral Density Plot MIMO ANT2 (20MHz BW 802.11ax (UNII Band 8) – Ch. 233)

FCC ID: A3LSMG998B	PCTEST [®] Proud to be part of element	MEASUREMENT REPORT (CERTIFICATION)		Approved by: Technical Manager
Test Report S/N: 1M2009280154-26.A3L	Test Dates: 10/05 - 12/14/2020	EUT Type: Portable Handset		Page 121 of 215

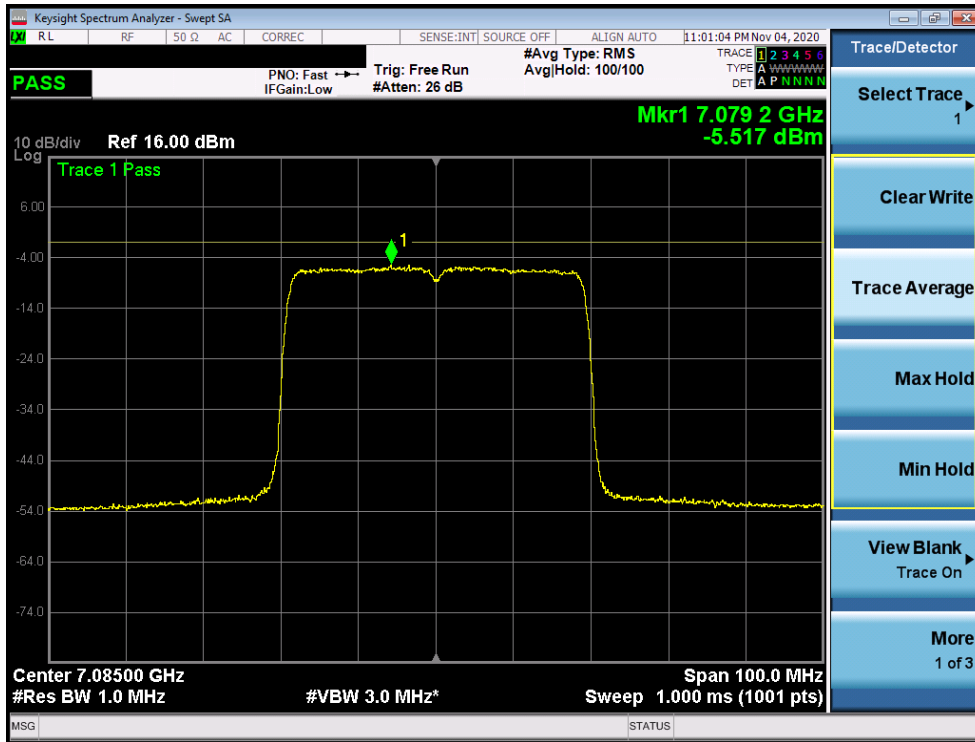


Plot 7-200. Power Spectral Density Plot MIMO ANT2 (40MHz BW 802.11ax (UNII Band 8) – Ch. 195)

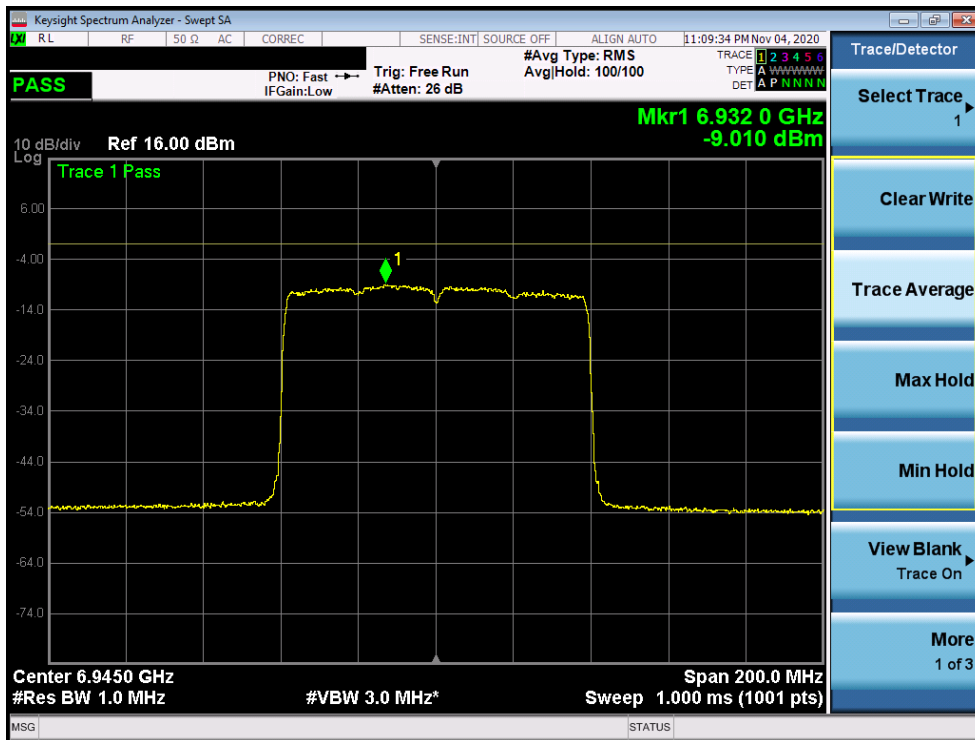


Plot 7-201. Power Spectral Density Plot MIMO ANT2 (40MHz BW 802.11ax (UNII Band 8) – Ch. 211)

FCC ID: A3LSMG998B	Proud to be part of element	MEASUREMENT REPORT (CERTIFICATION)		Approved by: Technical Manager
Test Report S/N: 1M2009280154-26.A3L	Test Dates: 10/05 - 12/14/2020	EUT Type: Portable Handset		Page 122 of 215

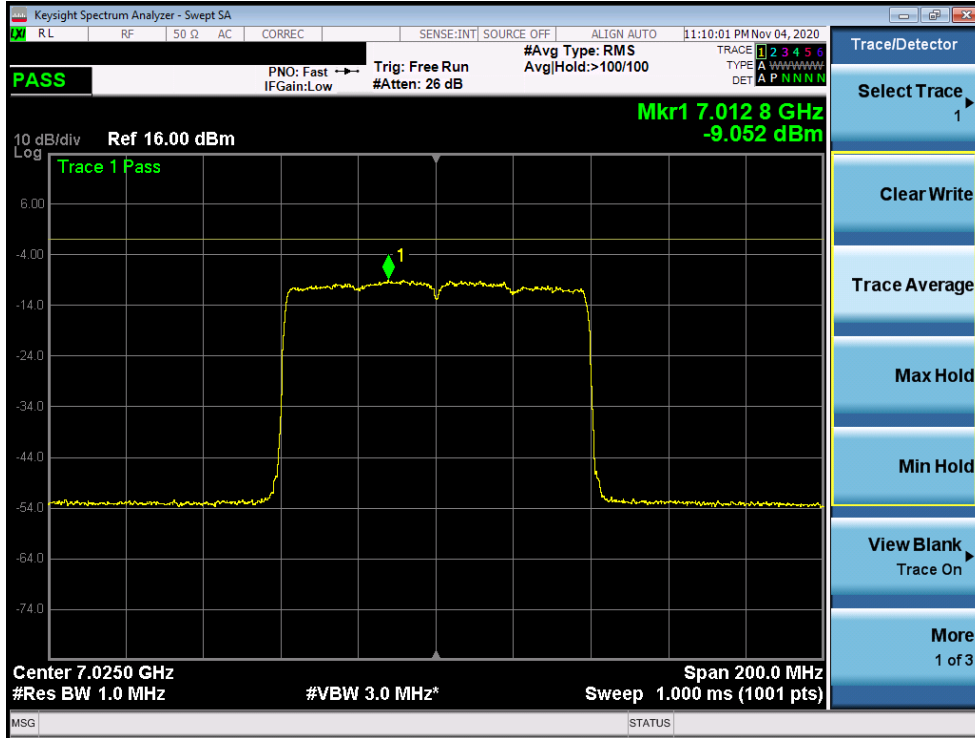


Plot 7-202. Power Spectral Density Plot MIMO ANT2 (40MHz BW 802.11ax (UNII Band 8) – Ch. 227)

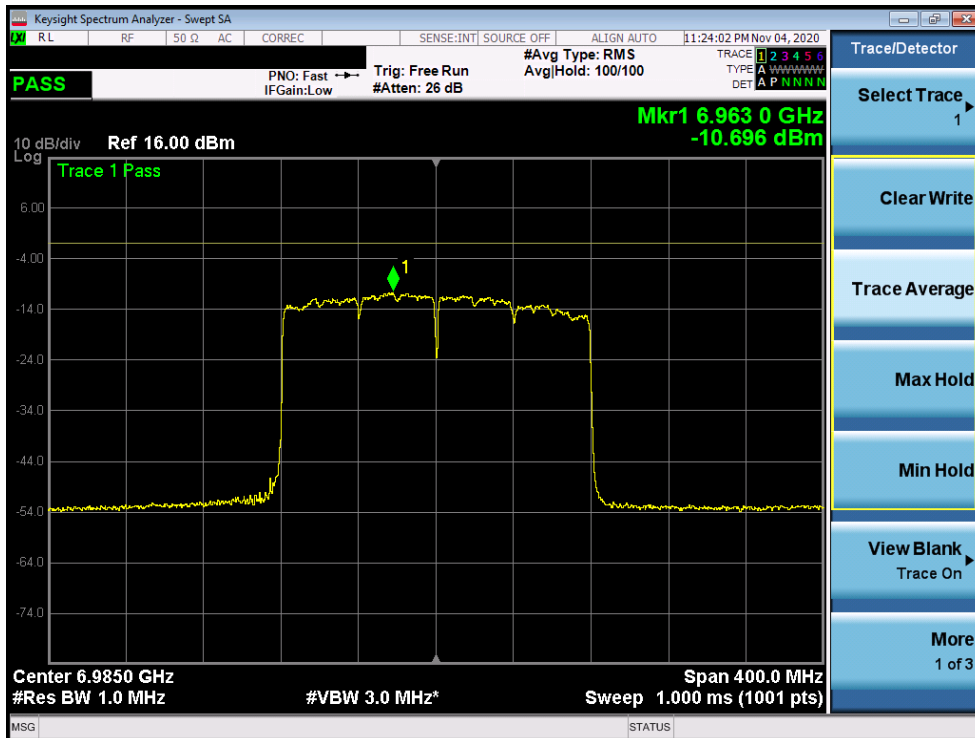


Plot 7-203. Power Spectral Density Plot MIMO ANT2 (80MHz BW 802.11ax (UNII Band 8) – Ch. 199)

FCC ID: A3LSMG998B	PCTEST Proud to be part of element	MEASUREMENT REPORT (CERTIFICATION)		Approved by: Technical Manager
Test Report S/N: 1M2009280154-26.A3L	Test Dates: 10/05 - 12/14/2020	EUT Type: Portable Handset		Page 123 of 215



Plot 7-204. Power Spectral Density Plot MIMO ANT2 (80MHz BW 802.11ax (UNII Band 8) – Ch. 215)



Plot 7-205. Power Spectral Density Plot MIMO ANT2 (160MHz BW 802.11ax (UNII Band 8) – Ch. 215)

FCC ID: A3LSMG998B	PCTEST Proud to be part of element	MEASUREMENT REPORT (CERTIFICATION)		Approved by: Technical Manager
Test Report S/N: 1M2009280154-26.A3L	Test Dates: 10/05 - 12/14/2020	EUT Type: Portable Handset		Page 124 of 215

Note:

Per ANSI C63.10-2013 Section 14.3.2.2 and KDB 662911 v02r01 Section E)2), the power spectral density at Antenna 1 and Antenna 2 were first measured separately as shown in the section above. The measured values were then summed in linear power units then converted back to dBm.

Per ANSI C63.10-2013 Section 14.4.3, the directional gain is calculated using the following formula, where GN is the gain of the nth antenna and NANT, the total number of antennas used.

$$\text{Directional gain} = 10 \log[(10^{G_1/20} + 10^{G_2/20} + \dots + 10^{G_N/20})^2 / N_{ANT}] \text{ dBi}$$

Sample MIMO Calculation:

At 5935MHz in 802.11ax (20MHz BW) mode, the average conducted power spectral density was measured to be -5.94 dBm for Antenna-1 and -5.42 dBm for Antenna-2.

Antenna 1 + Antenna 2 = MIMO

$$(-5.19 \text{ dBm} + -5.03 \text{ dBm}) = (0.303\text{mW} + 0.314 \text{ mW}) = 0.617 \text{ mW} = -2.10 \text{ dBm}$$

Sample e.i.r.p Power Spectral Density Calculation:

At 5935 MHz in 802.11ax (20MHz BW) mode, the average MIMO power density was calculated to be -2.10 dBm with directional gain of -0.89 dBi.

$$\text{e.i.r.p. Power Spectral Density(dBm)} = \text{Power Spectral Density (dBm)} + \text{Ant gain (dBi)}$$

$$-2.10 \text{ dBm} + -0.89 \text{ dBi} = -2.99\text{dBm}$$

FCC ID: A3LSMG998B		MEASUREMENT REPORT (CERTIFICATION)		Approved by: Technical Manager
Test Report S/N: 1M2009280154-26.A3L	Test Dates: 10/05 - 12/14/2020	EUT Type: Portable Handset	Page 125 of 215	

7.5 In-Band Emissions – 802.11a/ax §15.407(b)(6)

Test Overview and Limit

The spectrum analyzer was connected to the antenna terminal while the EUT was operating at its maximum duty cycle, at its maximum power control level, as defined in ANSI C63.10-2013 and KDB 789033 D02 v02r01, and at the appropriate frequencies.

For transmitters operating within the 5.925-7.125 GHz bands: Power spectral density must be suppressed by 20 dB at 1 MHz outside of channel edge, by 28 dB at one channel bandwidth from the channel center, and by 40 dB at one- and one-half times the channel bandwidth away from channel center. At frequencies between one megahertz outside an unlicensed device's channel edge and one channel bandwidth from the center of the channel, the limits must be linearly interpolated between 20 dB and 28 dB suppression, and at frequencies between one and one- and one-half times an unlicensed device's channel bandwidth, the limits must be linearly interpolated between 28 dB and 40 dB suppression. Emissions removed from the channel center by more than one- and one-half times the channel bandwidth must be suppressed by at least 40 dB.

Test Procedure Used

ANSI C63.10-2013 – Section 12.3.2.2
KDB 987594 D02

Test Settings

1. Connect output of the antenna port to a spectrum analyzer or EMI receiver, with appropriate attenuation, as to not damage the instrumentation.
2. Set the reference level of the measuring equipment in accordance with procedure 4.1.5.2 of ANSI C63.10-2013.
3. Measure the 26 dB EBW using the test procedure 12.4.1 of ANSI C63.10-2013. (This will be used to determine the channel edge.)
4. Measure the power spectral density (which will be used for emissions mask reference) using the following procedure:
 - a) Set the span to encompass the entire 26 dB EBW of the signal.
 - b) Set RBW = same RBW used for 26 dB EBW measurement.
 - c) Set VBW $\geq 3 \times$ RBW
 - d) Number of points in sweep $\geq [2 \times \text{span} / \text{RBW}]$.
 - e) Sweep time = auto.
 - f) Detector = RMS (i.e., power averaging)
 - g) Trace average at least 100 traces in power averaging (rms) mode.
 - h) Use the peak search function on the instrument to find the peak of the spectrum.
5. For the purposes of developing the emission mask, the channel bandwidth is defined as the 26 dB EBW.
6. Using the measuring equipment limit line function, develop the emissions mask based on the following requirements. The emissions power spectral density must be reduced below the peak power spectral density (in dB) as follows:
 - a) Suppressed by 20 dB at 1 MHz outside of the channel edge. (The channel edge is defined as the 26-dB point on either side of the carrier center frequency.)
 - b) Suppressed by 28 dB at one channel bandwidth from the channel center.
 - c) Suppressed by 40 dB at one- and one-half times the channel bandwidth from the channel center.
7. Adjust the span to encompass the entire mask as necessary.
8. Clear trace.
9. Trace average at least 100 traces in power averaging (rms) mode.
10. Adjust the reference level as necessary so that the crest of the channel touches the top of the emission mask.

FCC ID: A3LSMG998B		MEASUREMENT REPORT (CERTIFICATION)		Approved by: Technical Manager
Test Report S/N: 1M2009280154-26.A3L	Test Dates: 10/05 - 12/14/2020	EUT Type: Portable Handset		Page 126 of 215

Test Setup

The EUT and measurement equipment were set up as shown in the diagram below.



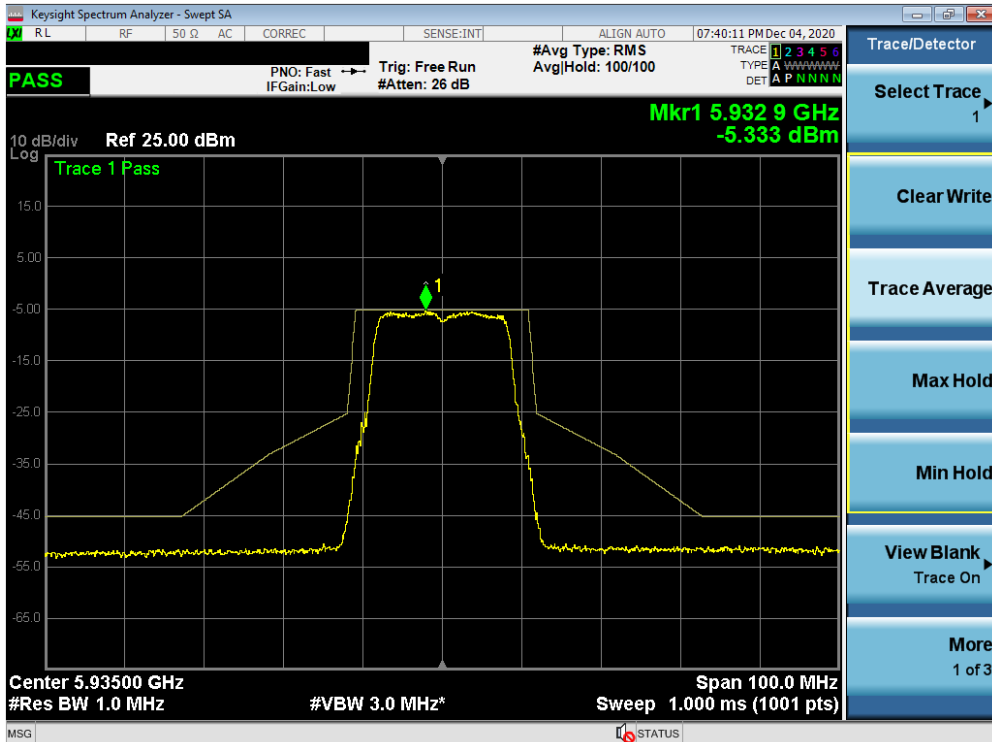
Figure 7-4. Test Instrument & Measurement Setup

Test Notes

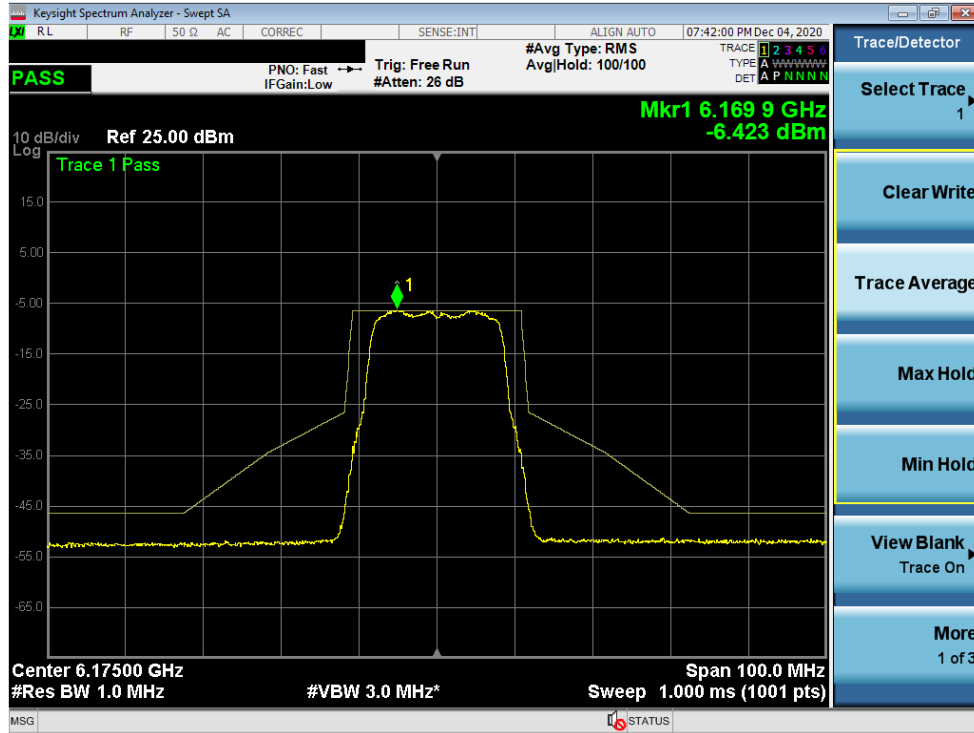
None

FCC ID: A3LSMG998B	 Proud to be part of 	MEASUREMENT REPORT (CERTIFICATION)		Approved by: Technical Manager
Test Report S/N: 1M2009280154-26.A3L	Test Dates: 10/05 - 12/14/2020	EUT Type: Portable Handset	Page 127 of 215	

MIMO Antenna-1 In-Band Emission Measurements

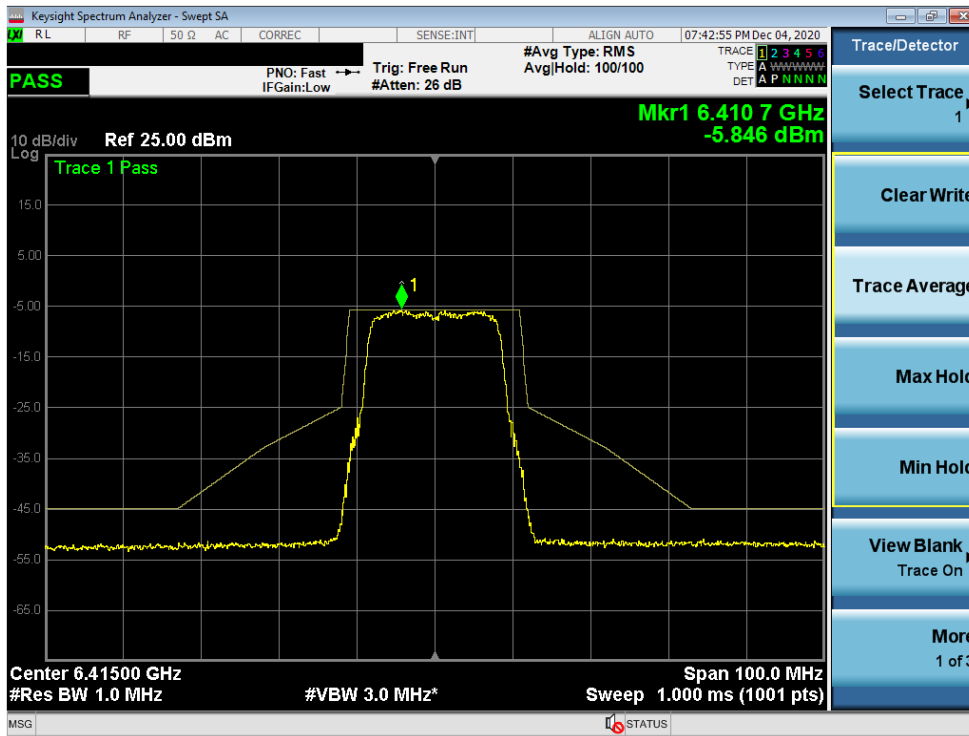


Plot 7-206. In-Band Emission Plot MIMO ANT1 (20MHz BW 802.11a UNII Band 5) – Ch. 2)

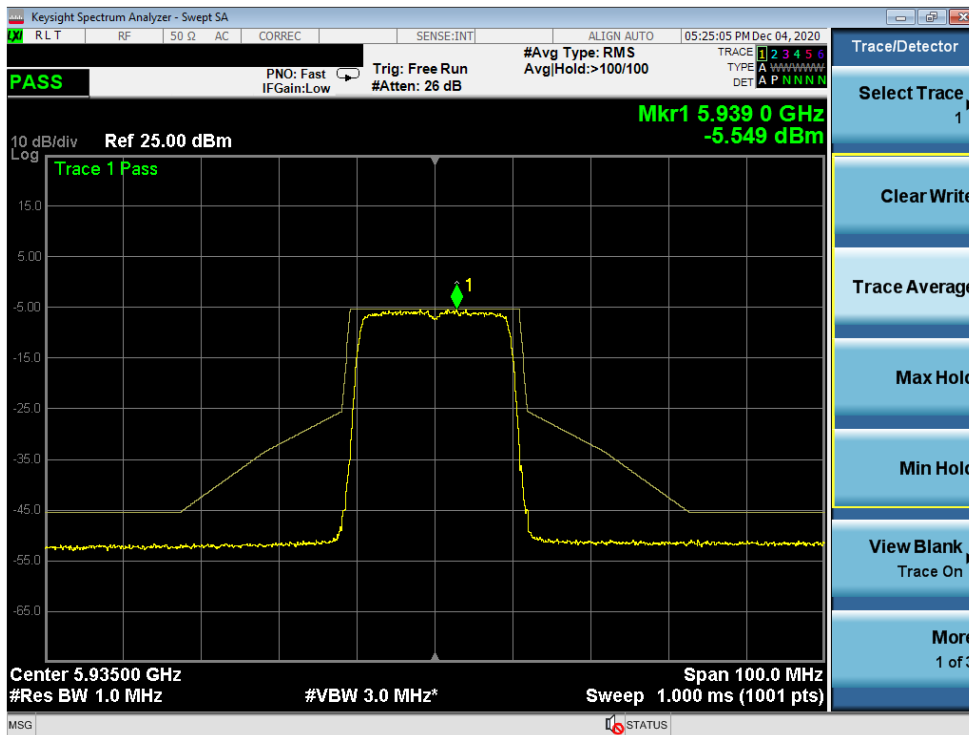


Plot 7-207. In-Band Emission Plot MIMO ANT1 (20MHz BW 802.11a (UNII Band 5) – Ch. 45)

FCC ID: A3LSMG998B	PCTEST Proud to be part of element	MEASUREMENT REPORT (CERTIFICATION)	SAMSUNG	Approved by: Technical Manager
Test Report S/N: 1M2009280154-26.A3L	Test Dates: 10/05 - 12/14/2020	EUT Type: Portable Handset		Page 128 of 215

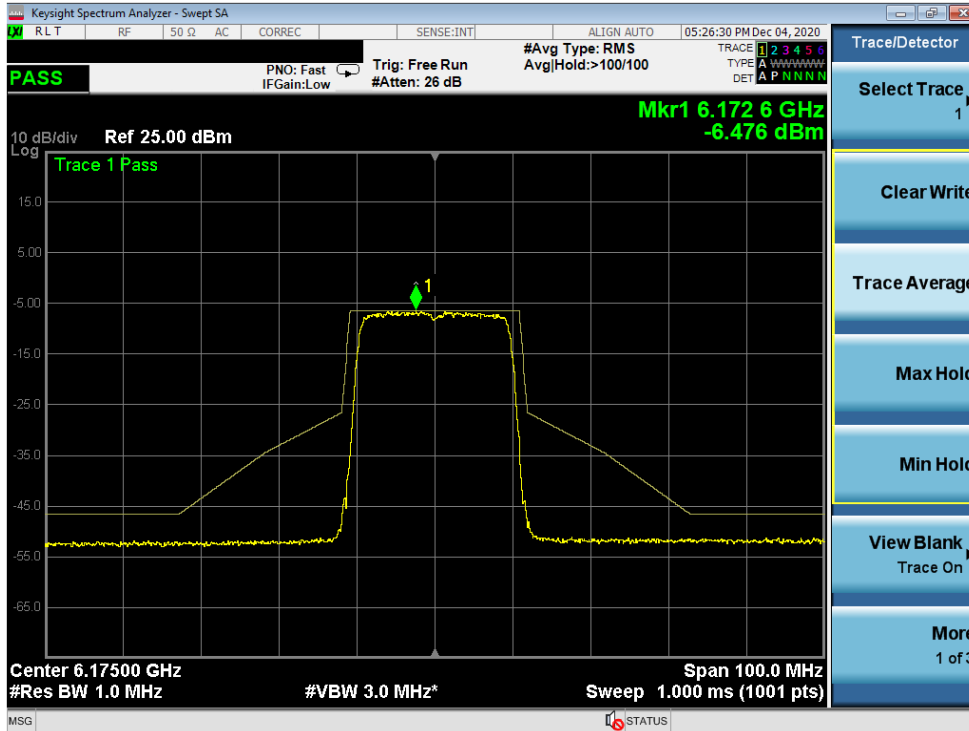


Plot 7-208. In-Band Emission Plot MIMO ANT1 (20MHz BW 802.11a UNII Band 5) – Ch. 93)

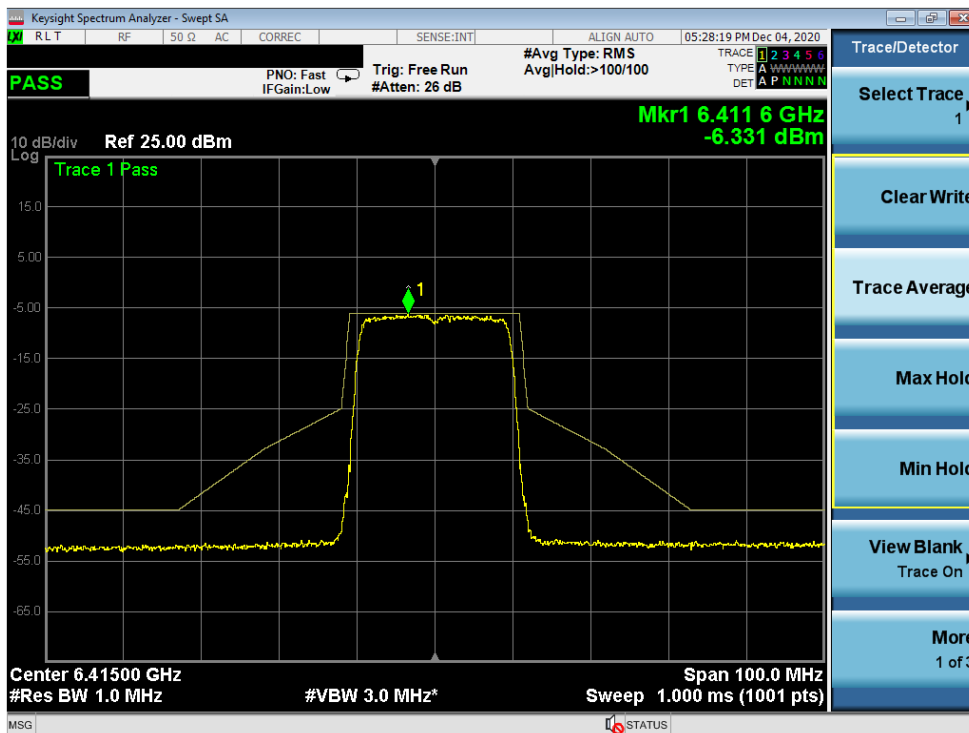


Plot 7-209. In-Band Emission Plot MIMO ANT1 (20MHz BW 802.11ax UNII Band 5) – Ch. 2)

FCC ID: A3LSMG998B	Proud to be part of element	MEASUREMENT REPORT (CERTIFICATION)		Approved by: Technical Manager
Test Report S/N: 1M2009280154-26.A3L	Test Dates: 10/05 - 12/14/2020	EUT Type: Portable Handset		Page 129 of 215

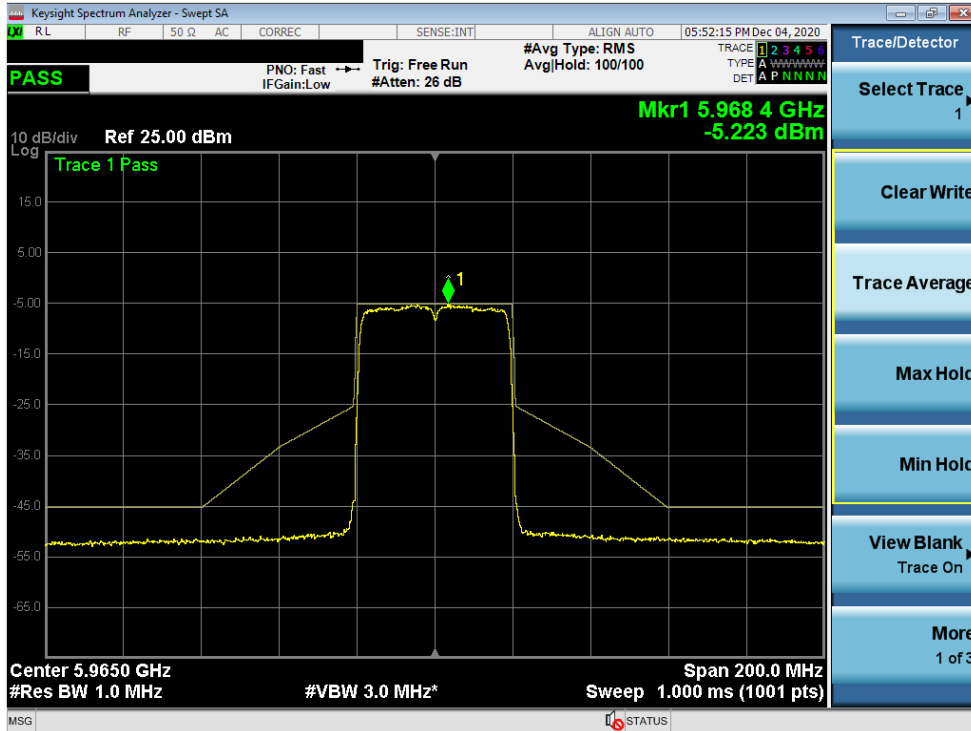


Plot 7-210. In-Band Emission Plot MIMO ANT1 (20MHz BW 802.11ax (UNII Band 5) – Ch. 45)

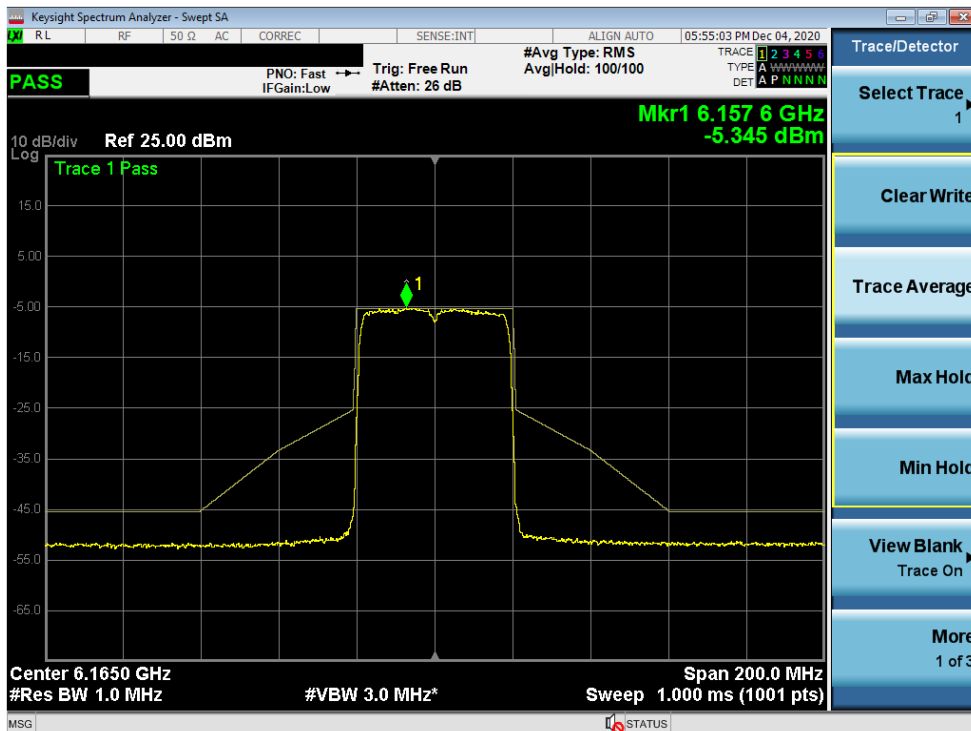


Plot 7-211. In-Band Emission Plot MIMO ANT1 (20MHz BW 802.11ax UNII Band 5) – Ch. 93)

FCC ID: A3LSMG998B	Proud to be part of element	MEASUREMENT REPORT (CERTIFICATION)		Approved by: Technical Manager
Test Report S/N: 1M2009280154-26.A3L	Test Dates: 10/05 - 12/14/2020	EUT Type: Portable Handset		Page 130 of 215

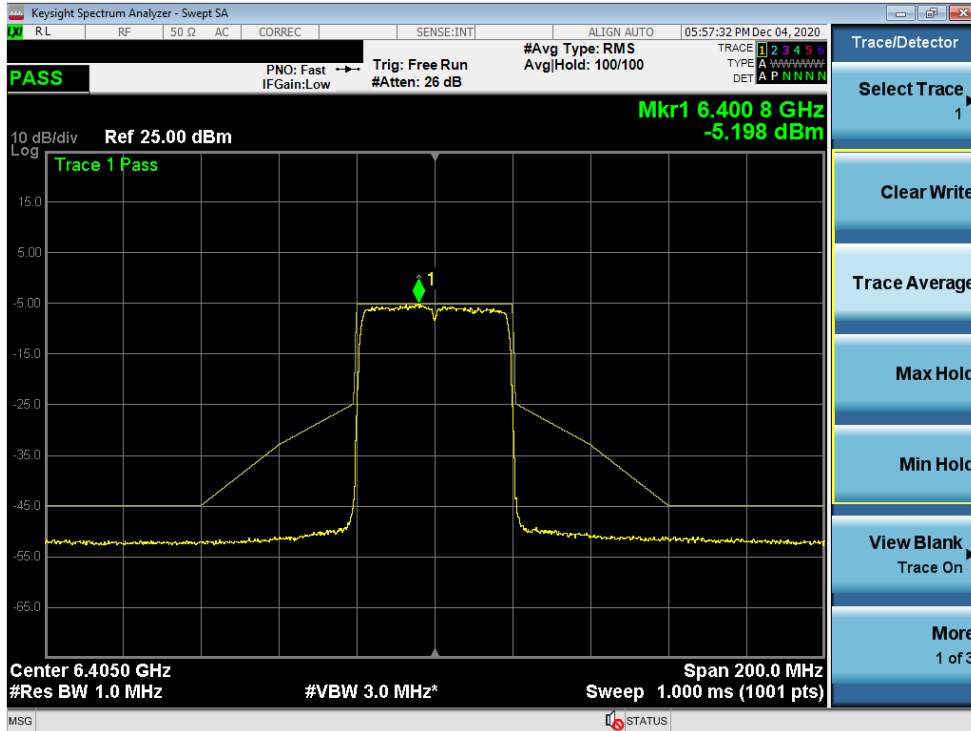


Plot 7-212. In-Band Emission Plot MIMO ANT1 (40MHz BW 802.11ax (UNII Band 5) – Ch. 3)

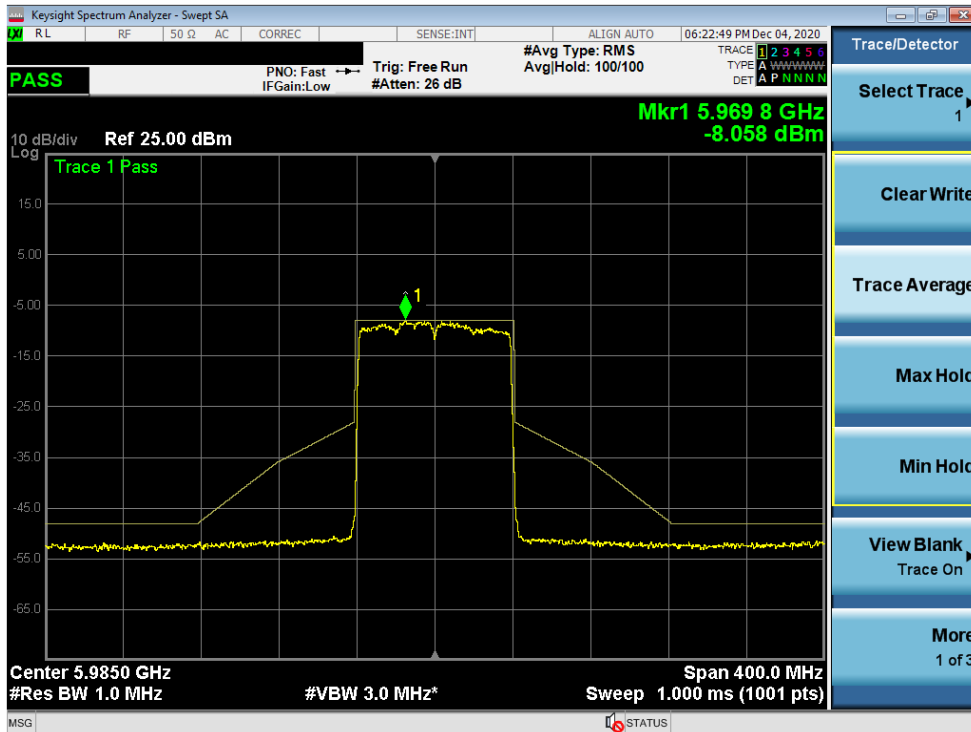


Plot 7-213. In-Band Emission Plot MIMO ANT1 (40MHz BW 802.11ax (UNII Band 5) – Ch. 43)

FCC ID: A3LSMG998B	PCTEST Proud to be part of element	MEASUREMENT REPORT (CERTIFICATION)		Approved by: Technical Manager
Test Report S/N: 1M2009280154-26.A3L	Test Dates: 10/05 - 12/14/2020	EUT Type: Portable Handset		Page 131 of 215

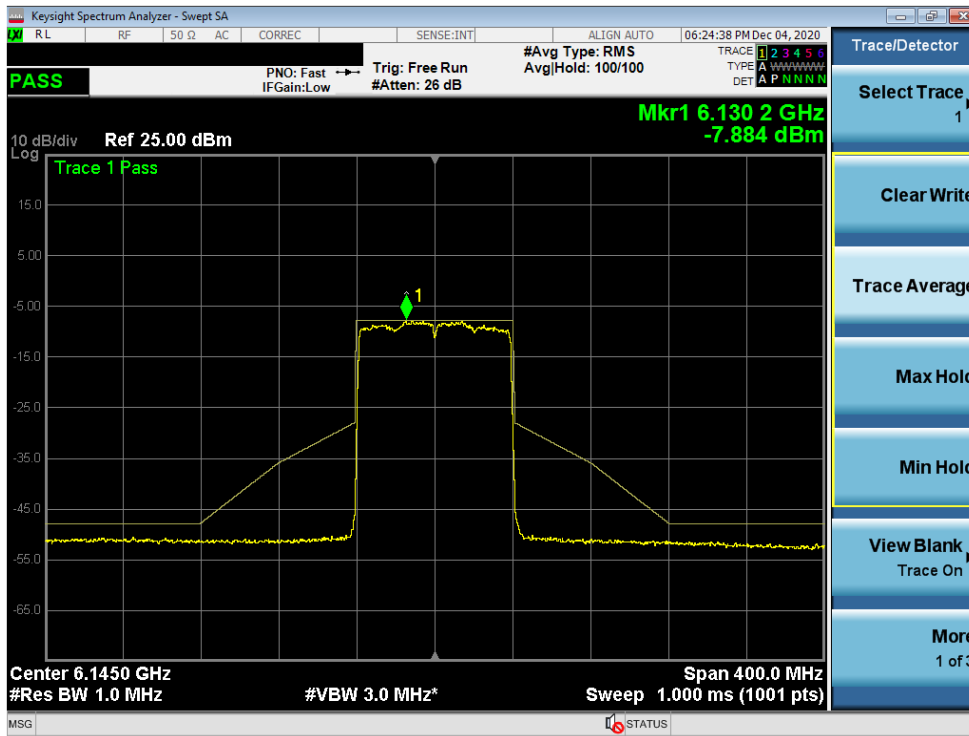


Plot 7-214. In-Band Emission Plot MIMO ANT1 (40MHz BW 802.11ax (UNII Band 5) – Ch. 91)

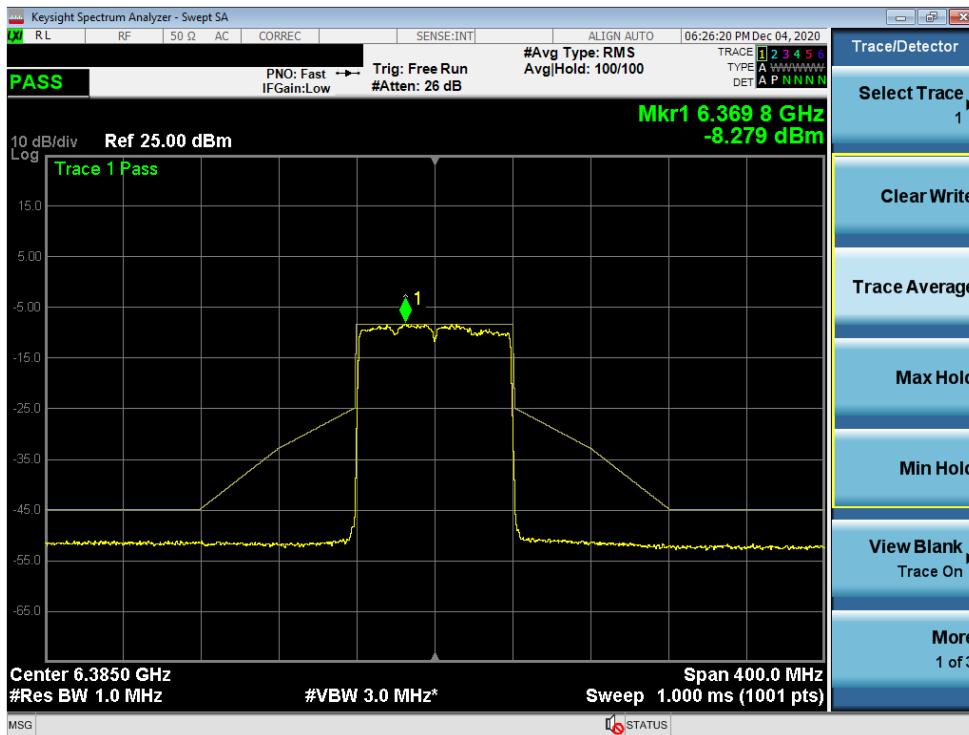


Plot 7-215. In-Band Emission Plot MIMO ANT1 (80MHz BW 802.11ax (UNII Band 5) – Ch. 7)

FCC ID: A3LSMG998B	PCTEST Proud to be part of element	MEASUREMENT REPORT (CERTIFICATION)	SAMSUNG	Approved by: Technical Manager
Test Report S/N: 1M2009280154-26.A3L	Test Dates: 10/05 - 12/14/2020	EUT Type: Portable Handset		Page 132 of 215

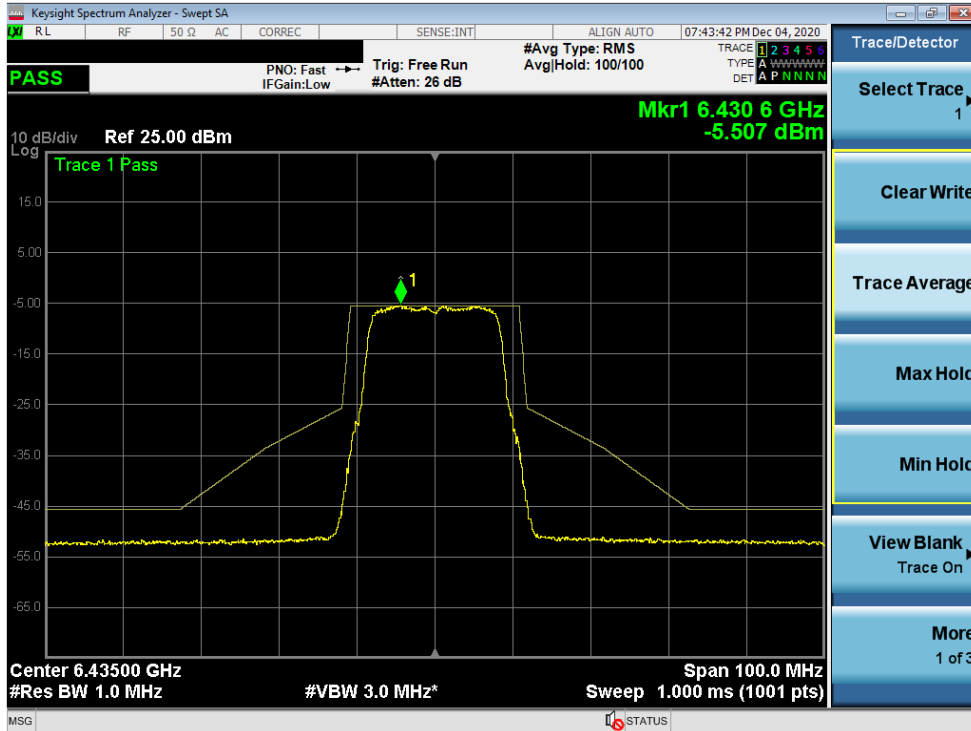


Plot 7-216. In-Band Emission Plot MIMO ANT1 (80MHz BW 802.11ax (UNII Band 5) – Ch. 39)

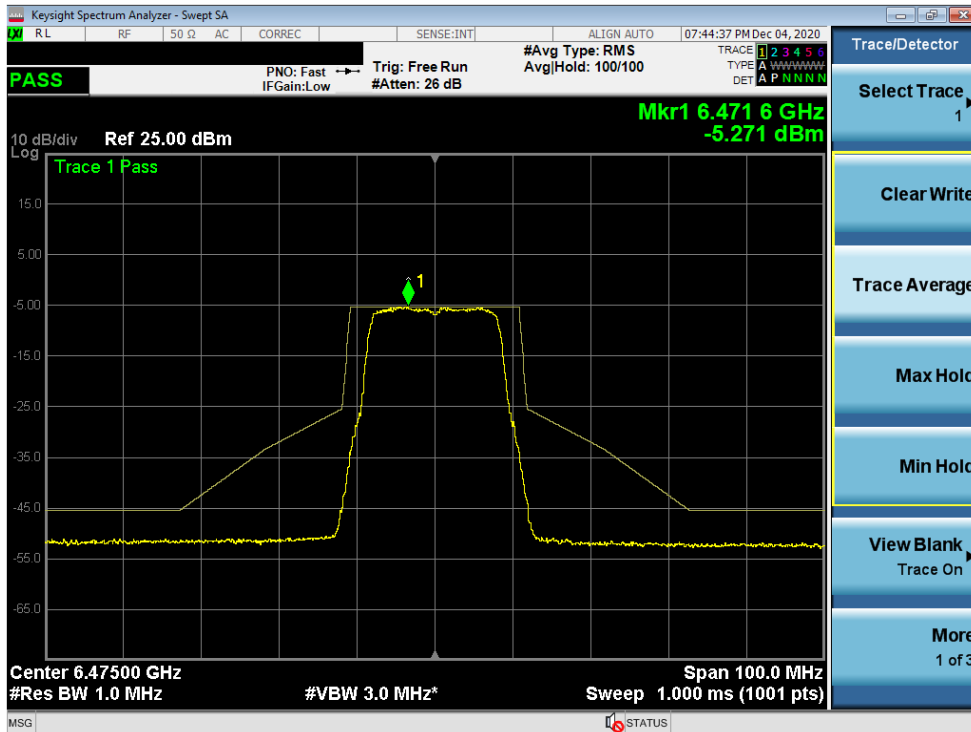


Plot 7-217. In-Band Emission Plot MIMO ANT1 (80MHz BW 802.11ax (UNII Band 5) – Ch. 87)

FCC ID: A3LSMG998B	 MEASUREMENT REPORT (CERTIFICATION)		Approved by: Technical Manager
Test Report S/N: 1M2009280154-26.A3L	Test Dates: 10/05 - 12/14/2020	EUT Type: Portable Handset	Page 133 of 215

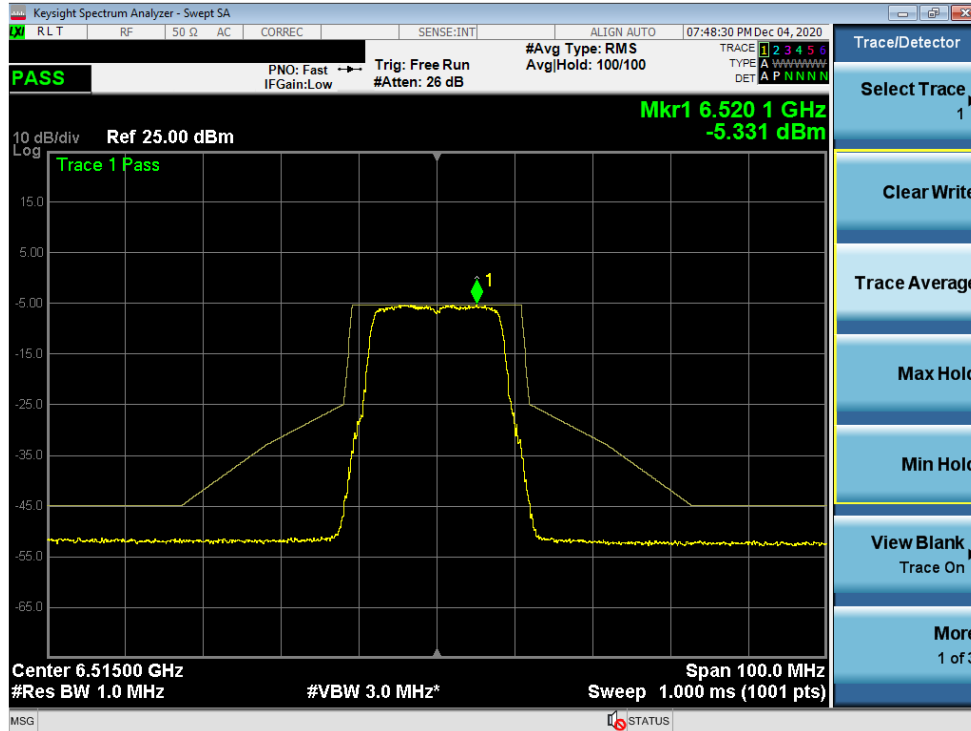


Plot 7-218. In-Band Emission Plot MIMO ANT1 (20MHz BW 802.11a (UNII Band 6) – Ch. 97)

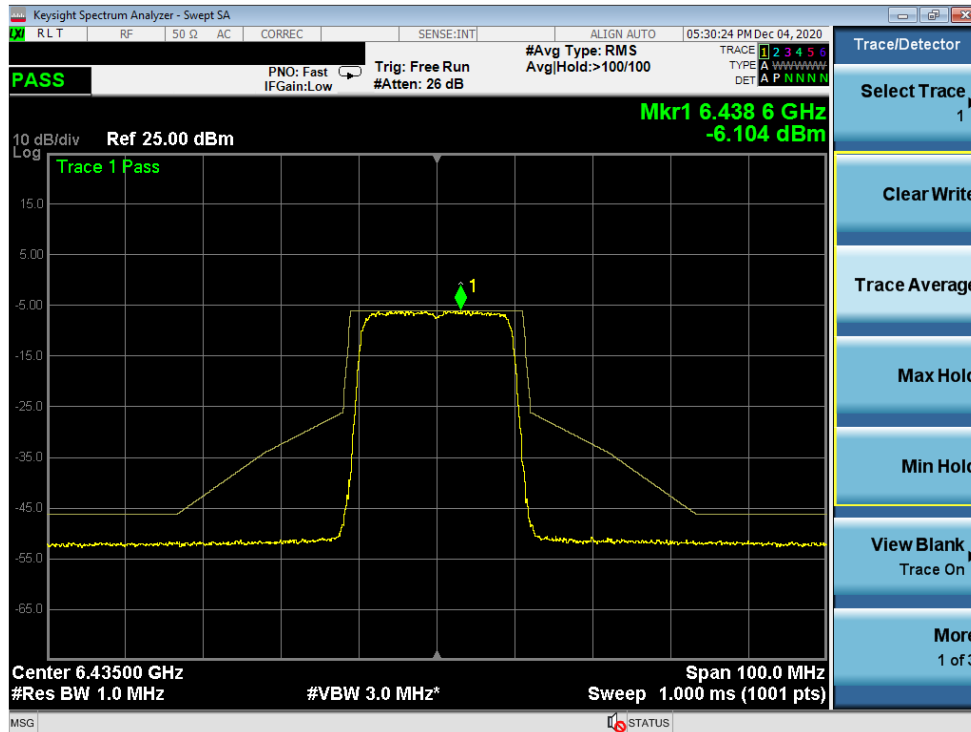


Plot 7-219. In-Band Emission Plot MIMO ANT1 (20MHz BW 802.11a (UNII Band 6) – Ch. 105)

FCC ID: A3LSMG998B	Proud to be part of element	MEASUREMENT REPORT (CERTIFICATION)		Approved by: Technical Manager
Test Report S/N: 1M2009280154-26.A3L	Test Dates: 10/05 - 12/14/2020	EUT Type: Portable Handset		Page 134 of 215

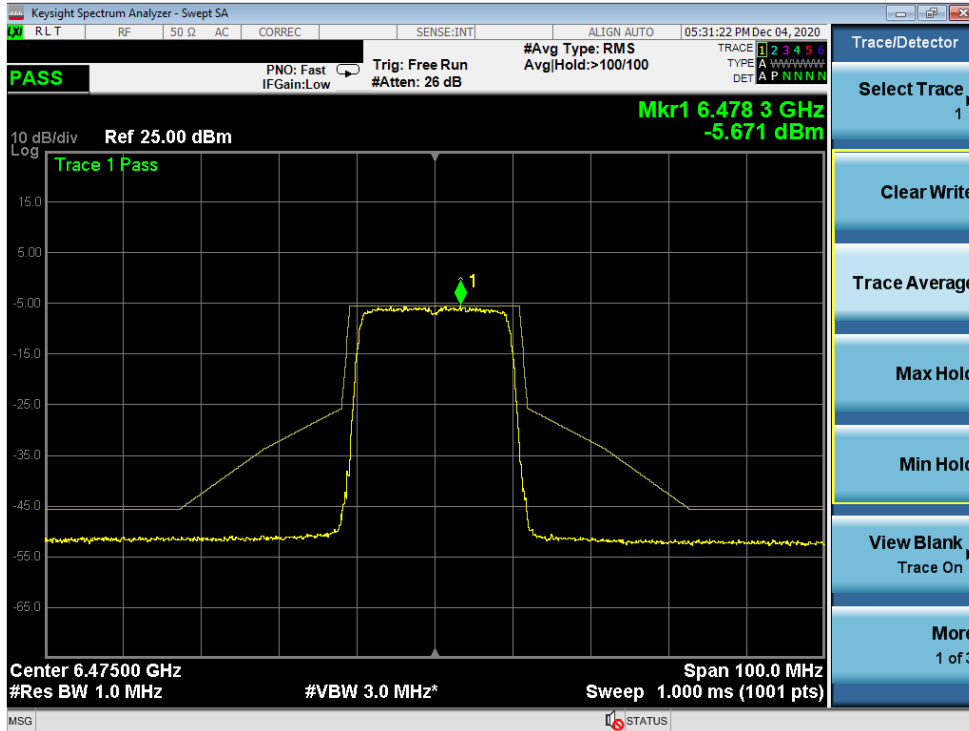


Plot 7-220. In-Band Emission Plot MIMO ANT1 (20MHz BW 802.11a (UNII Band 6) – Ch. 113)

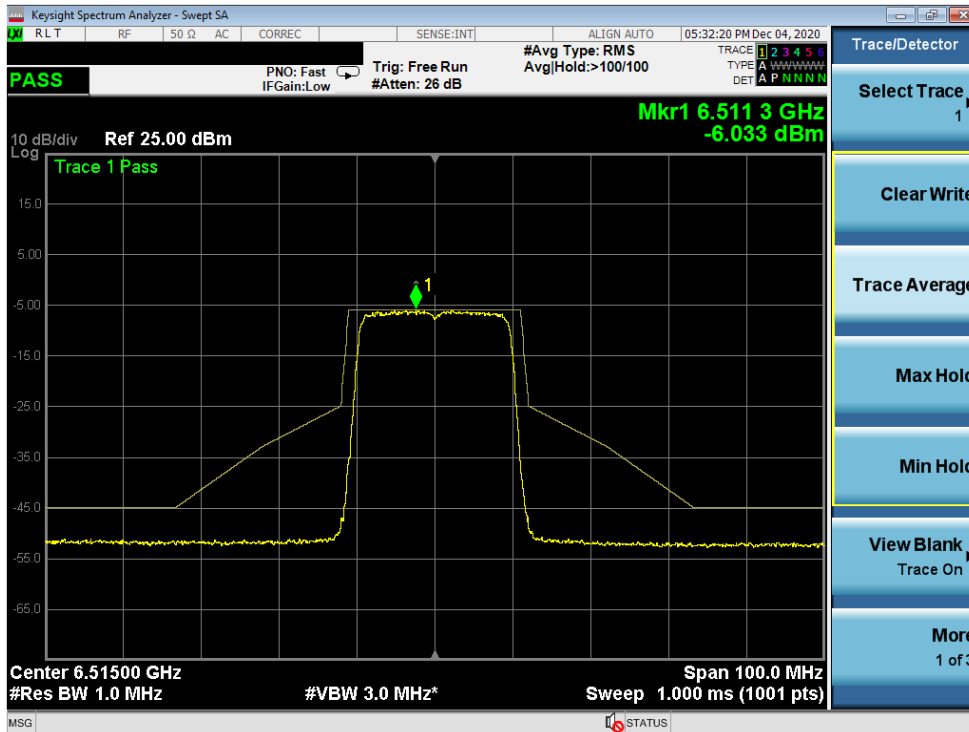


Plot 7-221. In-Band Emission Plot MIMO ANT1 (20MHz BW 802.11ax (UNII Band 6) – Ch. 97)

FCC ID: A3LSMG998B	Proud to be part of element	MEASUREMENT REPORT (CERTIFICATION)		Approved by: Technical Manager
Test Report S/N: 1M2009280154-26.A3L	Test Dates: 10/05 - 12/14/2020	EUT Type: Portable Handset		Page 135 of 215

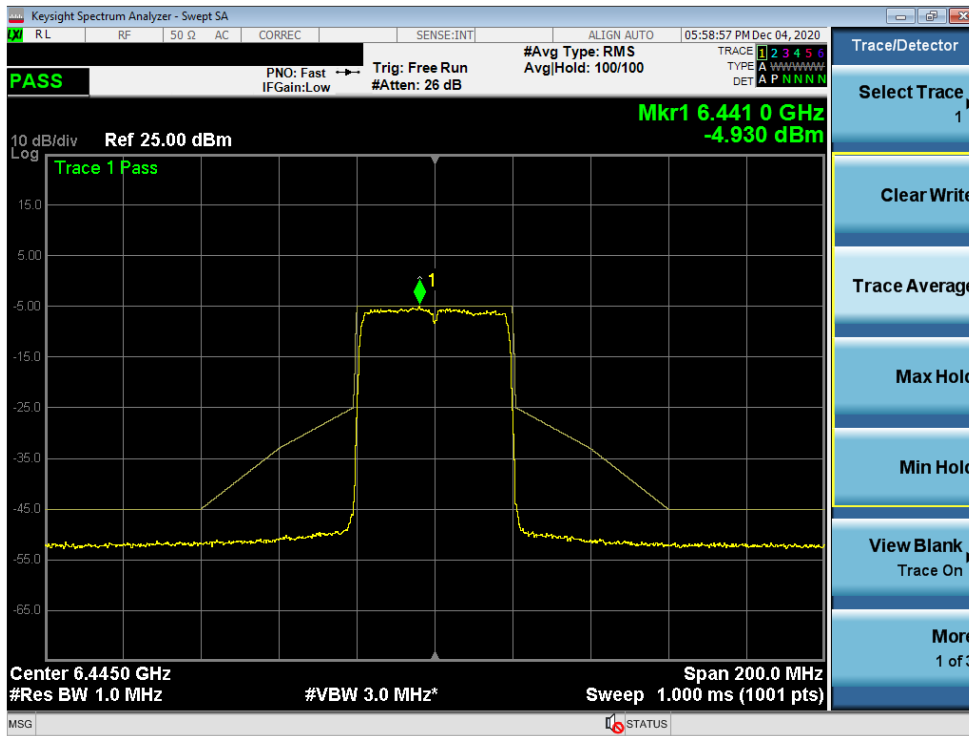


Plot 7-222. In-Band Emission Plot MIMO ANT1 (20MHz BW 802.11ax (UNII Band 6) – Ch. 105)

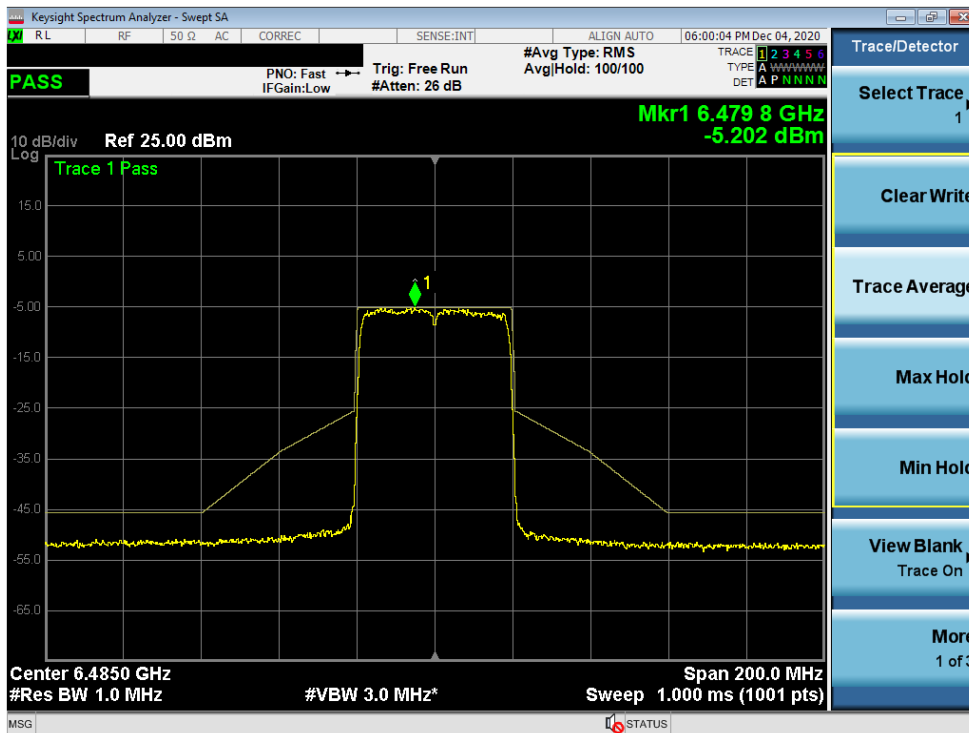


Plot 7-223. In-Band Emission Plot MIMO ANT1 (20MHz BW 802.11ax (UNII Band 6) – Ch. 113)

FCC ID: A3LSMG998B	PCTEST Proud to be part of element	MEASUREMENT REPORT (CERTIFICATION)		Approved by: Technical Manager
Test Report S/N: 1M2009280154-26.A3L	Test Dates: 10/05 - 12/14/2020	EUT Type: Portable Handset		Page 136 of 215

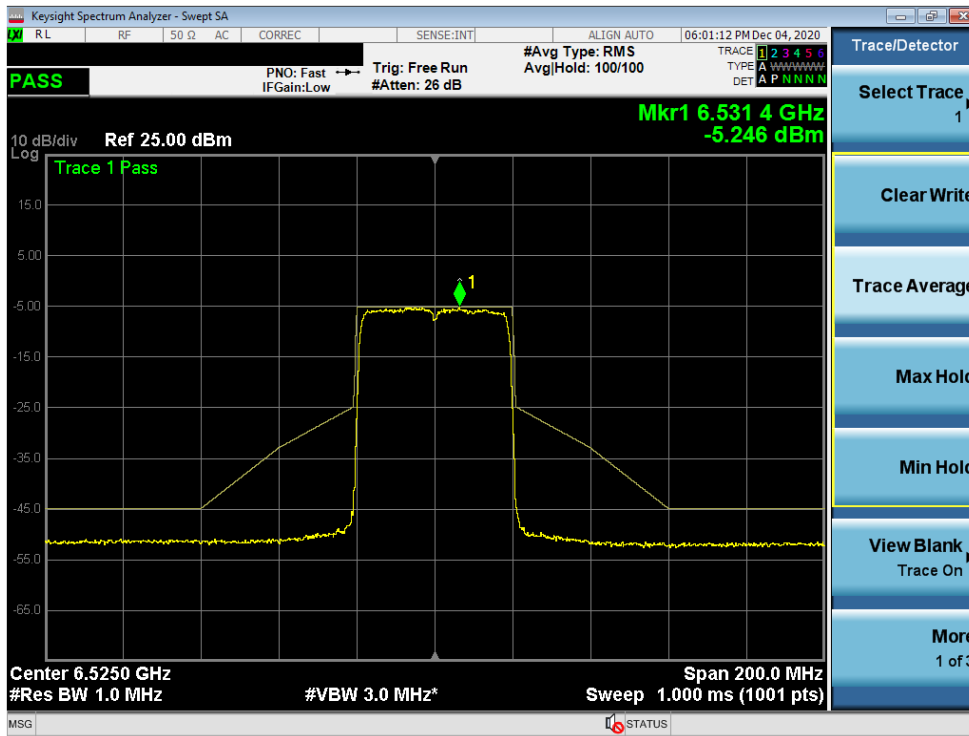


Plot 7-224. In-Band Emission Plot MIMO ANT1 (40MHz BW 802.11ax (UNII Band 6) – Ch. 99)

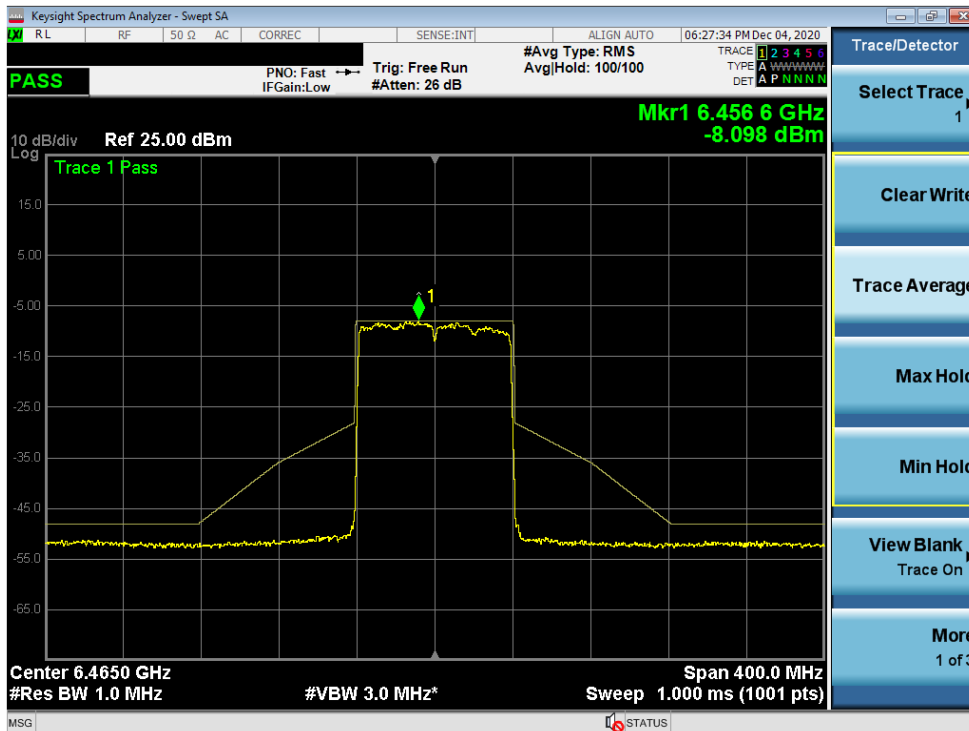


Plot 7-225. In-Band Emission Plot MIMO ANT1 (40MHz BW 802.11ax (UNII Band 6) – Ch. 107)

FCC ID: A3LSMG998B	PCTEST Proud to be part of element	MEASUREMENT REPORT (CERTIFICATION)	SAMSUNG	Approved by: Technical Manager
Test Report S/N: 1M2009280154-26.A3L	Test Dates: 10/05 - 12/14/2020	EUT Type: Portable Handset		Page 137 of 215

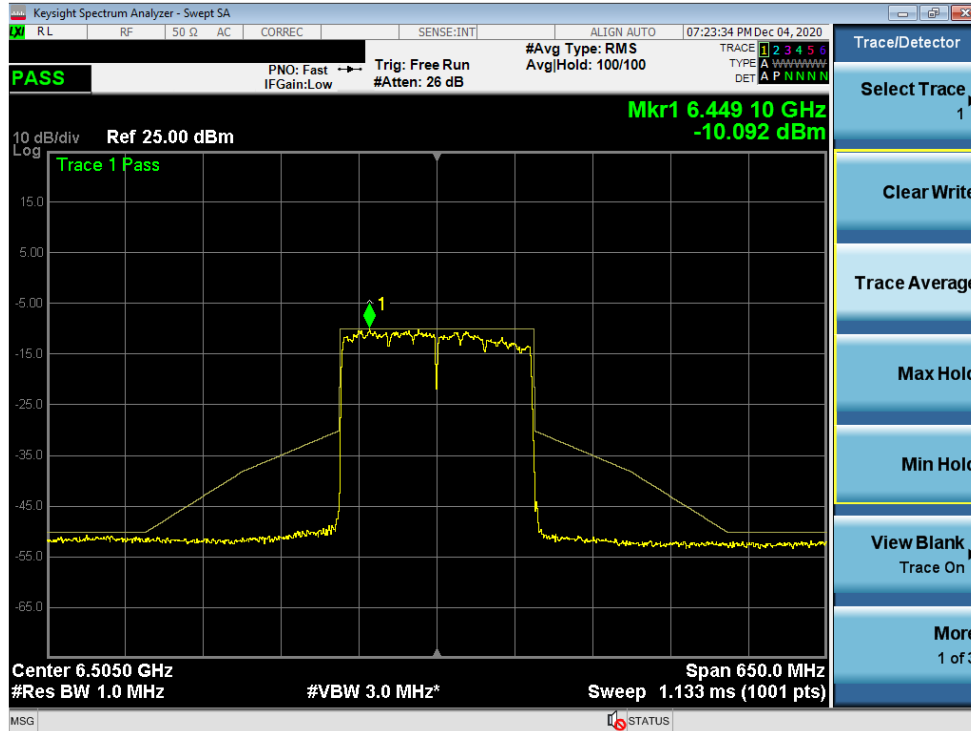


Plot 7-226. In-Band Emission Plot MIMO ANT1 (40MHz BW 802.11ax (UNII Band 6) – Ch. 115)

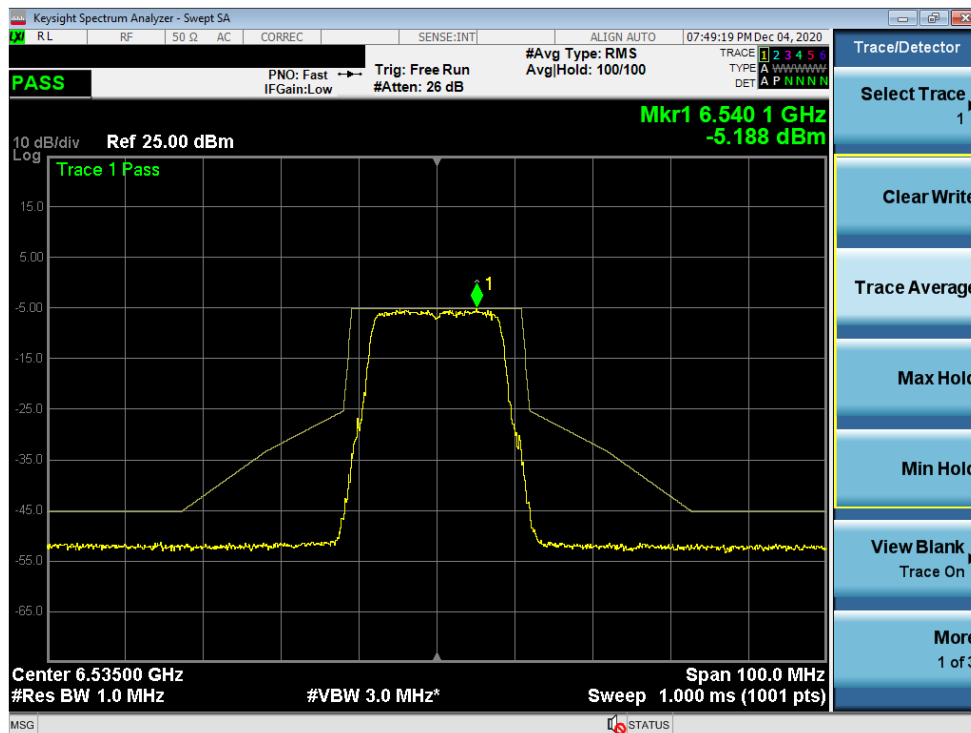


Plot 7-227. In-Band Emission Plot MIMO ANT1 (80MHz BW 802.11ax (UNII Band 6) – Ch. 103)

FCC ID: A3LSMG998B		MEASUREMENT REPORT (CERTIFICATION)		Approved by: Technical Manager
Test Report S/N: 1M2009280154-26.A3L	Test Dates: 10/05 - 12/14/2020	EUT Type: Portable Handset		Page 138 of 215

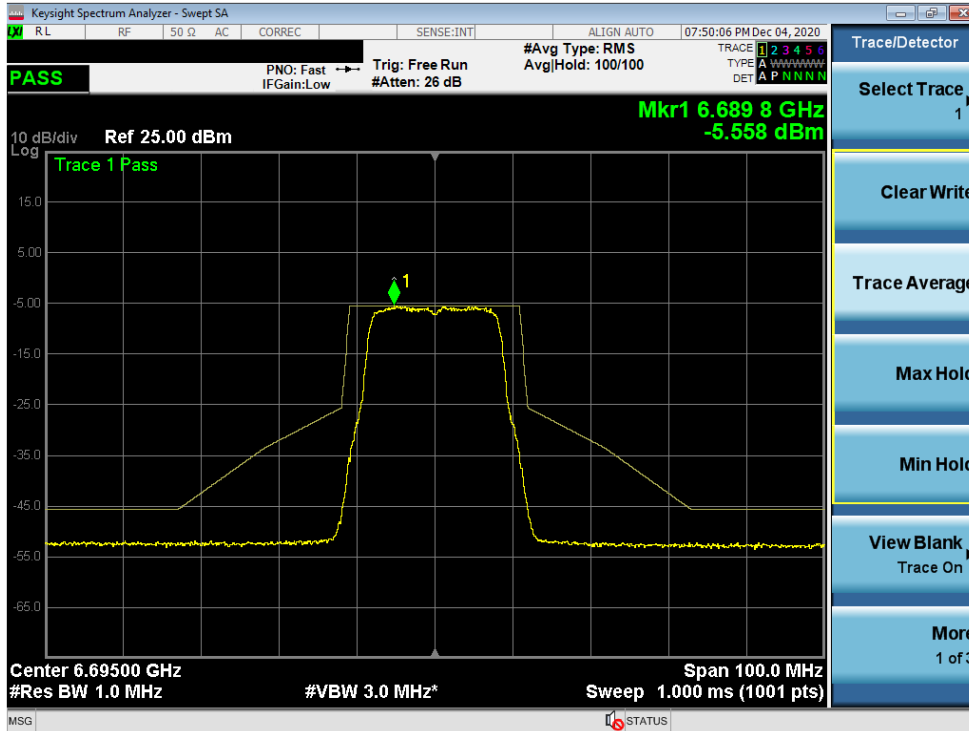


Plot 7-228. In-Band Emission Plot MIMO ANT1 (160MHz BW 802.11ax (26 Tones) (UNII Band 6) – Ch. 111)

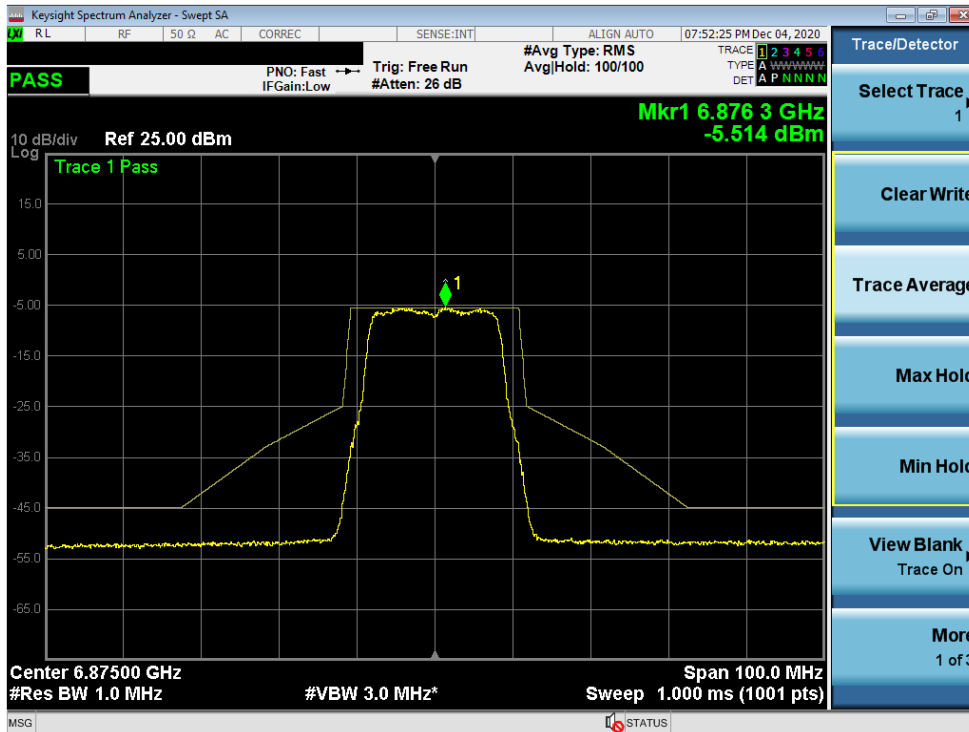


Plot 7-229. In-Band Emission Plot MIMO ANT1 (20MHz BW 802.11a (UNII Band 7) – Ch. 117)

FCC ID: A3LSMG998B	Proud to be part of element	MEASUREMENT REPORT (CERTIFICATION)		Approved by: Technical Manager
Test Report S/N: 1M2009280154-26.A3L	Test Dates: 10/05 - 12/14/2020	EUT Type: Portable Handset		Page 139 of 215

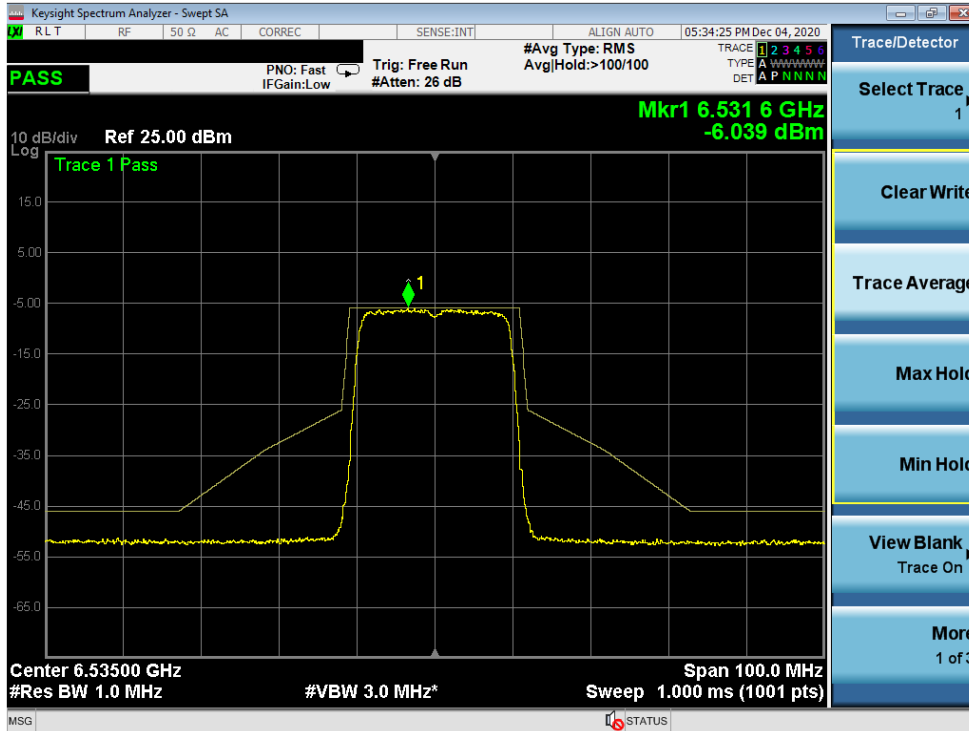


Plot 7-230. In-Band Emission Plot MIMO ANT1 (20MHz BW 802.11a (UNII Band 7) – Ch. 149)

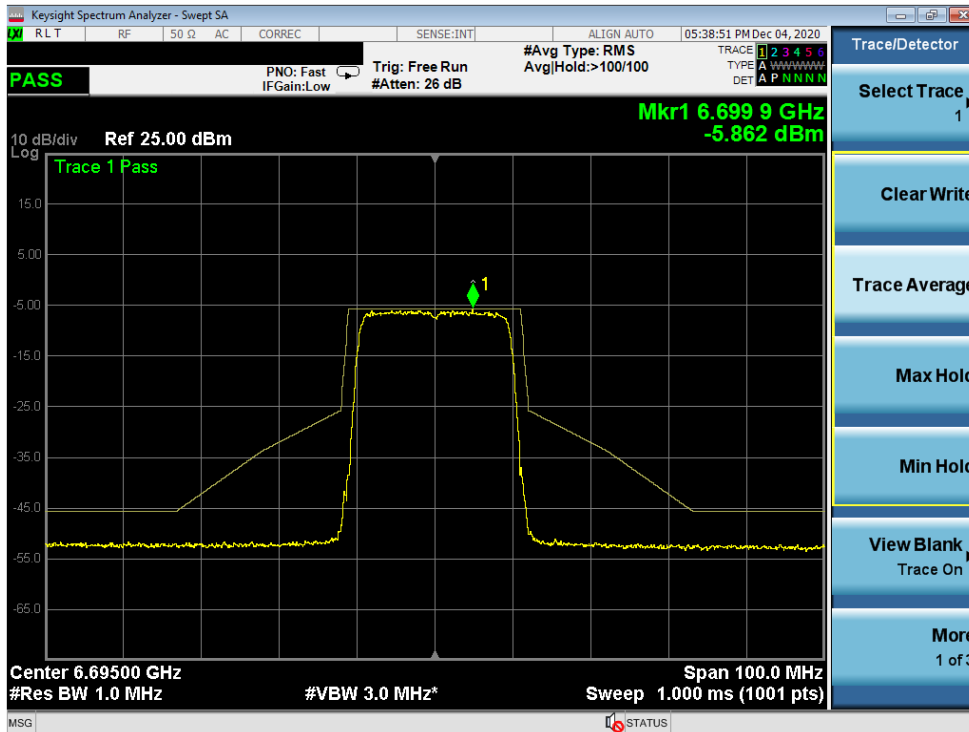


Plot 7-231. In-Band Emission Plot MIMO ANT1 (20MHz BW 802.11a (UNII Band 7) – Ch. 185)

FCC ID: A3LSMG998B	PCTEST Proud to be part of element	MEASUREMENT REPORT (CERTIFICATION)		Approved by: Technical Manager
Test Report S/N: 1M2009280154-26.A3L	Test Dates: 10/05 - 12/14/2020	EUT Type: Portable Handset		Page 140 of 215

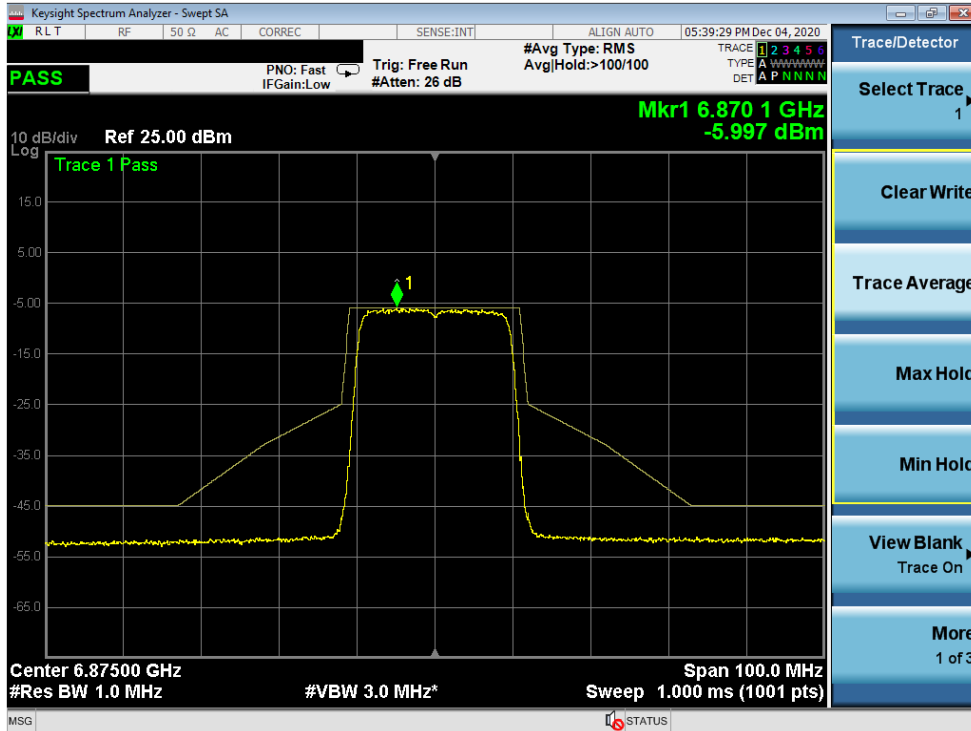


Plot 7-232. In-Band Emission Plot MIMO ANT1 (20MHz BW 802.11ax (UNII Band 7) – Ch. 117)

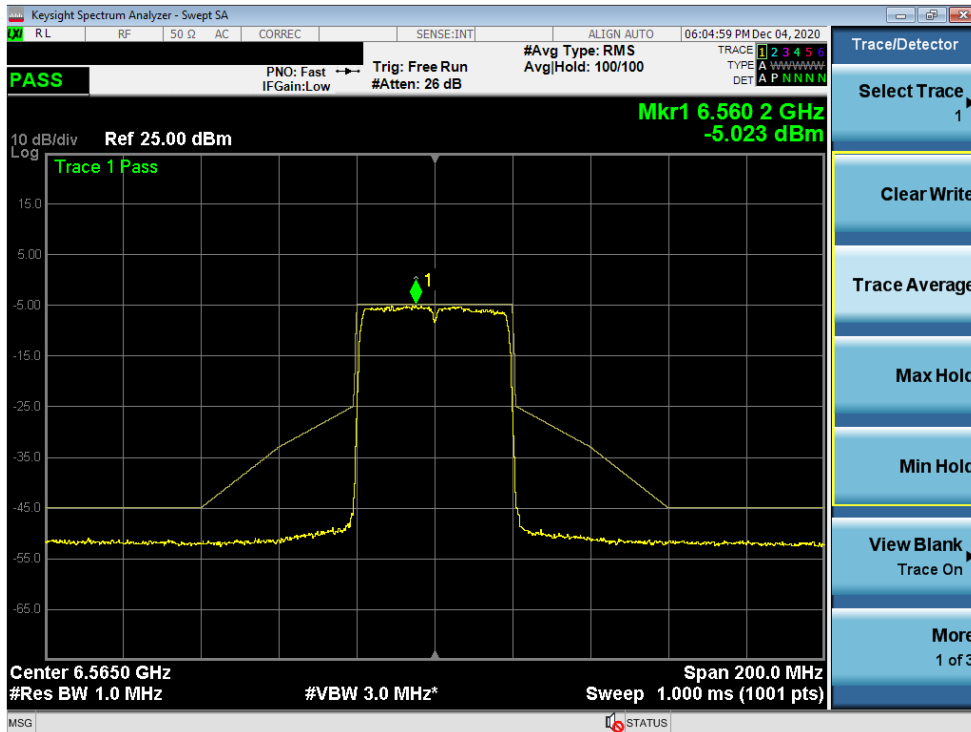


Plot 7-233. In-Band Emission Plot MIMO ANT1 (20MHz BW 802.11ax (UNII Band 7) – Ch. 149)

FCC ID: A3LSMG998B	PCTEST Proud to be part of element	MEASUREMENT REPORT (CERTIFICATION)	SAMSUNG	Approved by: Technical Manager
Test Report S/N: 1M2009280154-26.A3L	Test Dates: 10/05 - 12/14/2020	EUT Type: Portable Handset		Page 141 of 215

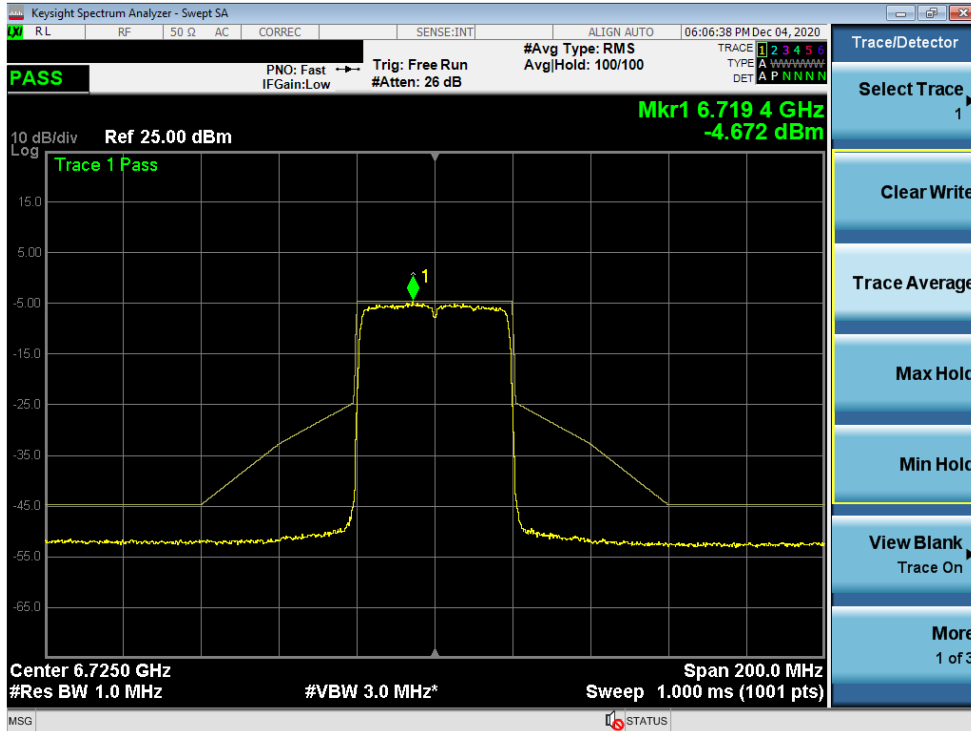


Plot 7-234. In-Band Emission Plot MIMO ANT1 (20MHz BW 802.11ax (UNII Band 7) – Ch. 185)

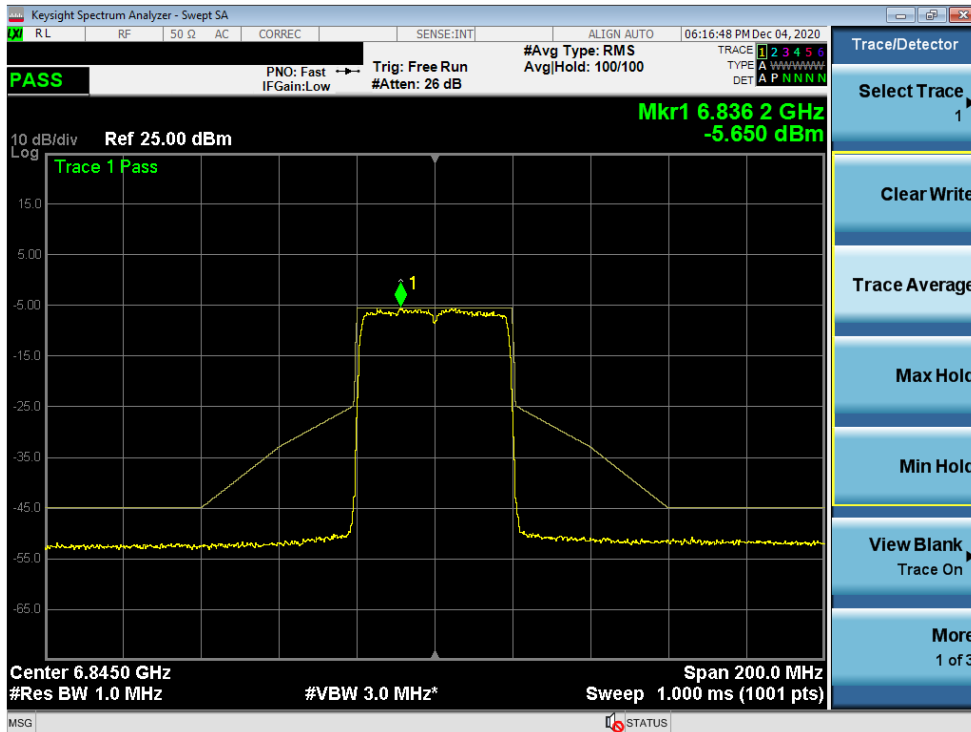


Plot 7-235. In-Band Emission Plot MIMO ANT1 (40MHz BW 802.11ax (UNII Band 7) – Ch. 123)

FCC ID: A3LSMG998B	PCTEST Proud to be part of element	MEASUREMENT REPORT (CERTIFICATION)	SAMSUNG	Approved by: Technical Manager
Test Report S/N: 1M2009280154-26.A3L	Test Dates: 10/05 - 12/14/2020	EUT Type: Portable Handset		Page 142 of 215

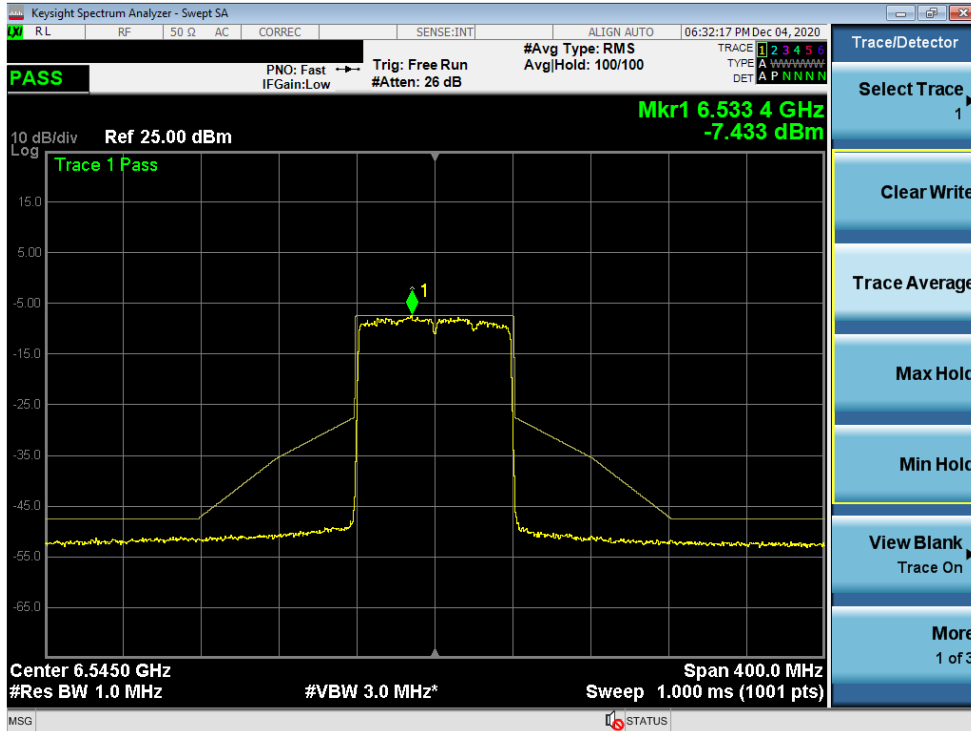


Plot 7-236. In-Band Emission Plot MIMO ANT1 (40MHz BW 802.11ax (UNII Band 7) – Ch. 155)

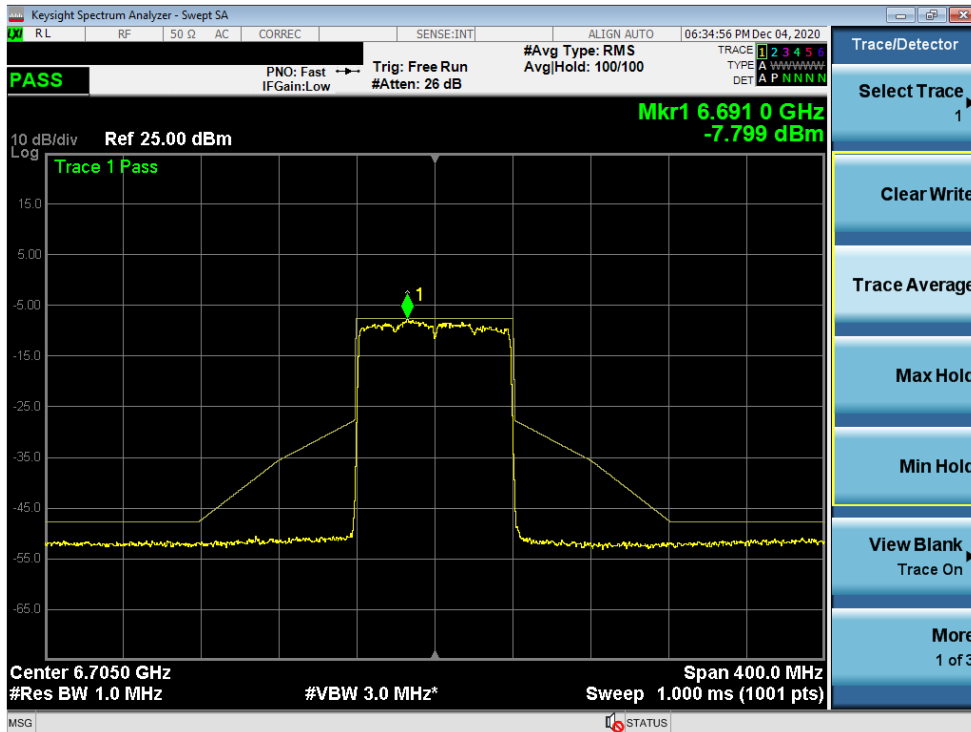


Plot 7-237. In-Band Emission Plot MIMO ANT1 (40MHz BW 802.11ax (UNII Band 7) – Ch. 179)

FCC ID: A3LSMG998B	PCTEST Proud to be part of element	MEASUREMENT REPORT (CERTIFICATION)		Approved by: Technical Manager
Test Report S/N: 1M2009280154-26.A3L	Test Dates: 10/05 - 12/14/2020	EUT Type: Portable Handset		Page 143 of 215

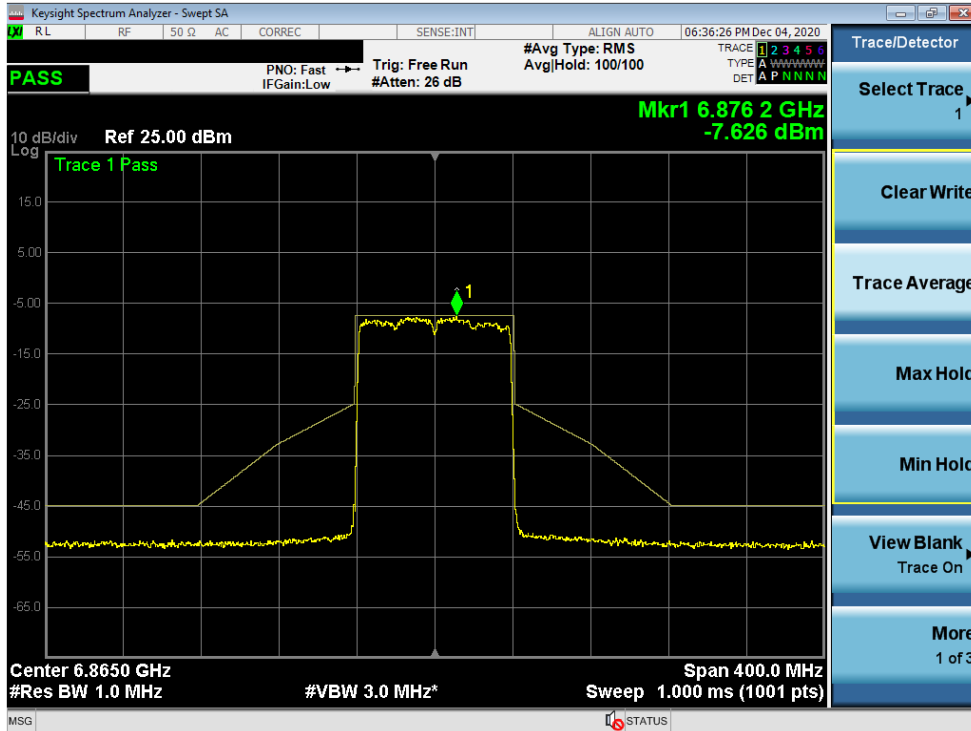


Plot 7-238. In-Band Emission Plot MIMO ANT1 (80MHz BW 802.11ax (UNII Band 7) – Ch. 119)

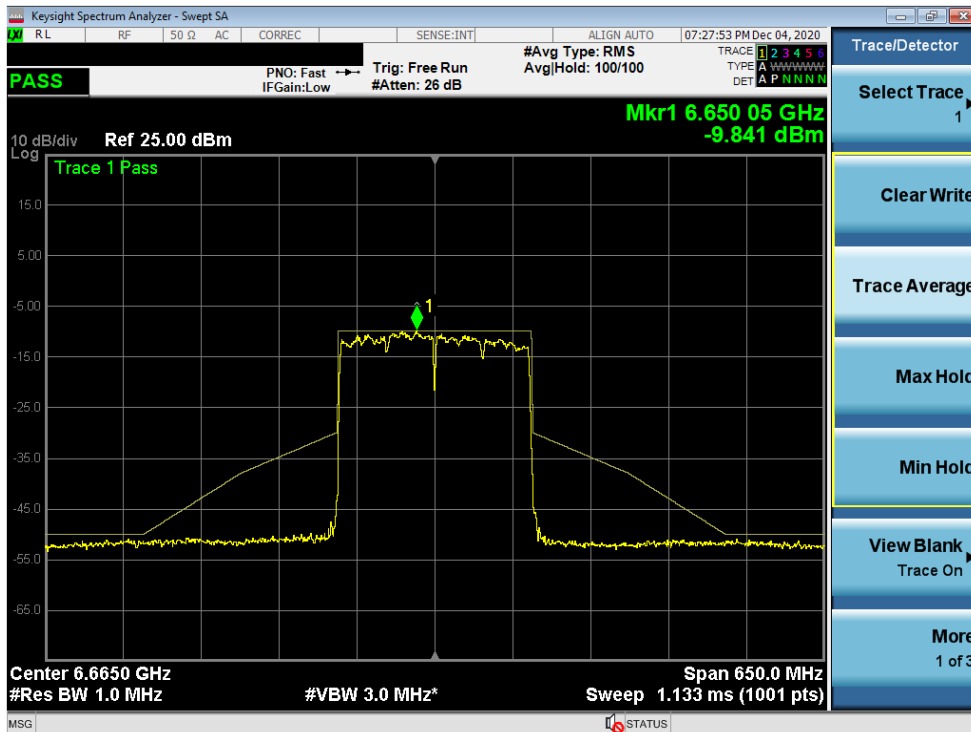


Plot 7-239. In-Band Emission Plot MIMO ANT1 (80MHz BW 802.11ax (UNII Band 7) – Ch. 151)

FCC ID: A3LSMG998B	PCTEST Proud to be part of element	MEASUREMENT REPORT (CERTIFICATION)	SAMSUNG	Approved by: Technical Manager
Test Report S/N: 1M2009280154-26.A3L	Test Dates: 10/05 - 12/14/2020	EUT Type: Portable Handset		Page 144 of 215

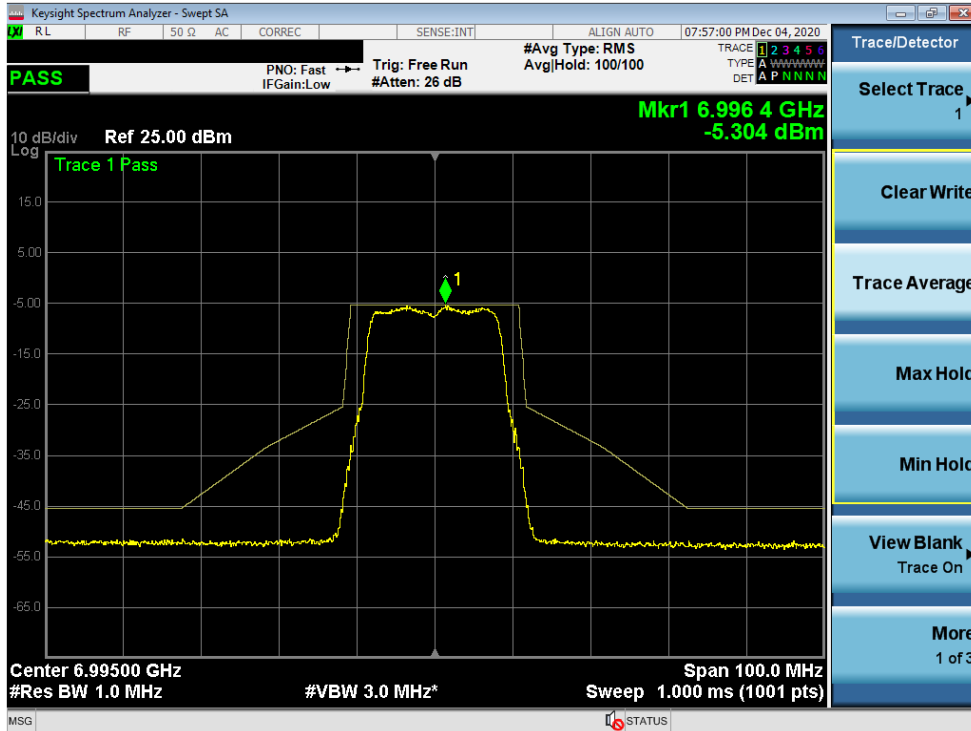


Plot 7-240. In-Band Emission Plot MIMO ANT1 (80MHz BW 802.11ax (UNII Band 7) – Ch. 183)

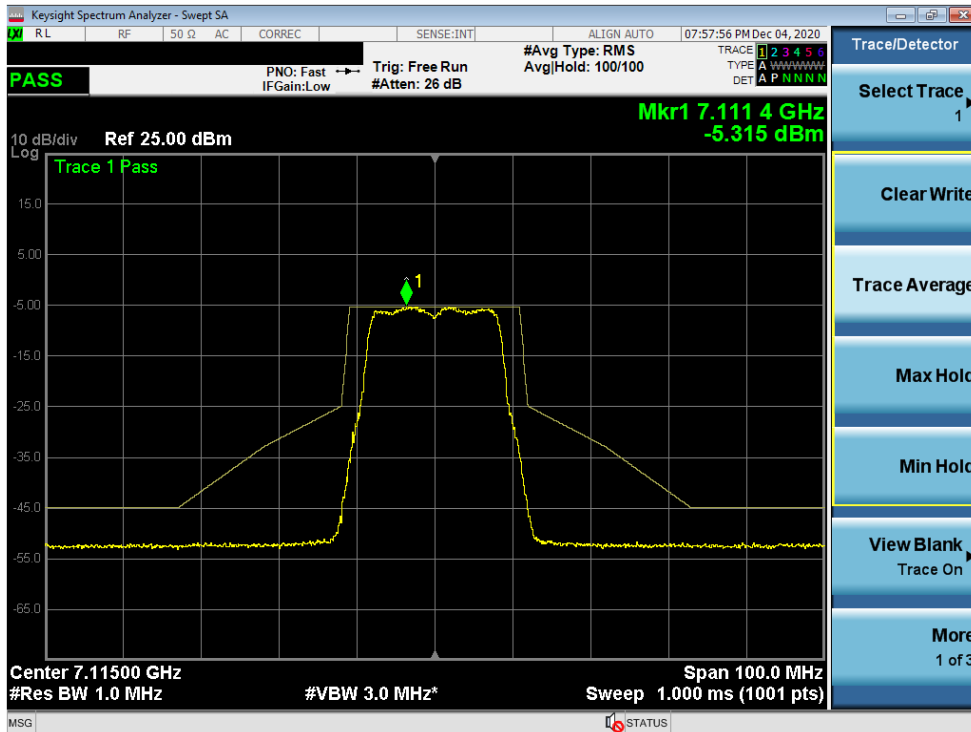


Plot 7-241. In-Band Emission Plot MIMO ANT1 (160MHz BW 802.11ax (UNII Band 7) – Ch. 143)

FCC ID: A3LSMG998B	PCTEST Proud to be part of element	MEASUREMENT REPORT (CERTIFICATION)		Approved by: Technical Manager
Test Report S/N: 1M2009280154-26.A3L	Test Dates: 10/05 - 12/14/2020	EUT Type: Portable Handset		Page 145 of 215

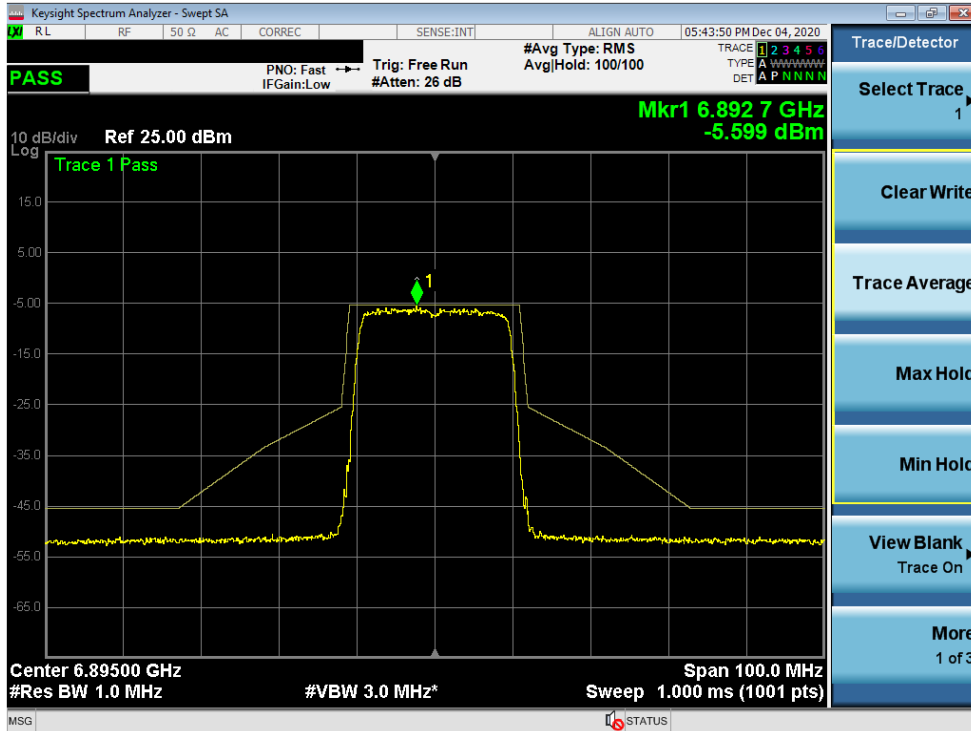


Plot 7-244. In-Band Emission Plot MIMO ANT1 (20MHz BW 802.11a (UNII Band 8) – Ch. 209)

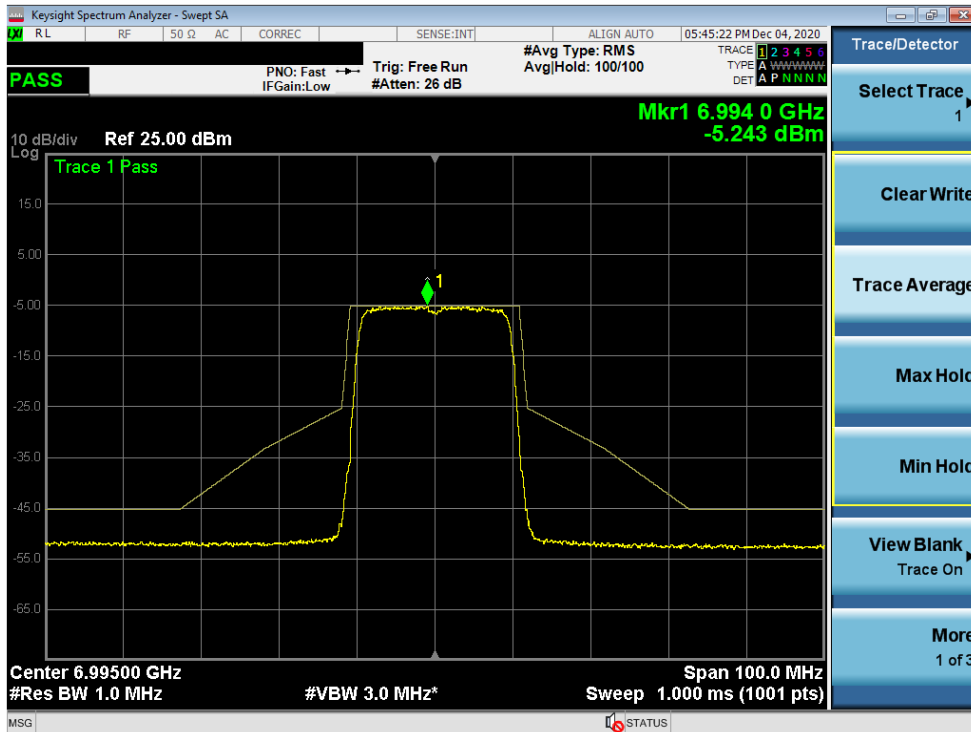


Plot 7-245. In-Band Emission Plot MIMO ANT1 (20MHz BW 802.11a (UNII Band 8) – Ch. 233)

FCC ID: A3LSMG998B	PCTEST Proud to be part of element	MEASUREMENT REPORT (CERTIFICATION)	SAMSUNG	Approved by: Technical Manager
Test Report S/N: 1M2009280154-26.A3L	Test Dates: 10/05 - 12/14/2020	EUT Type: Portable Handset		Page 147 of 215

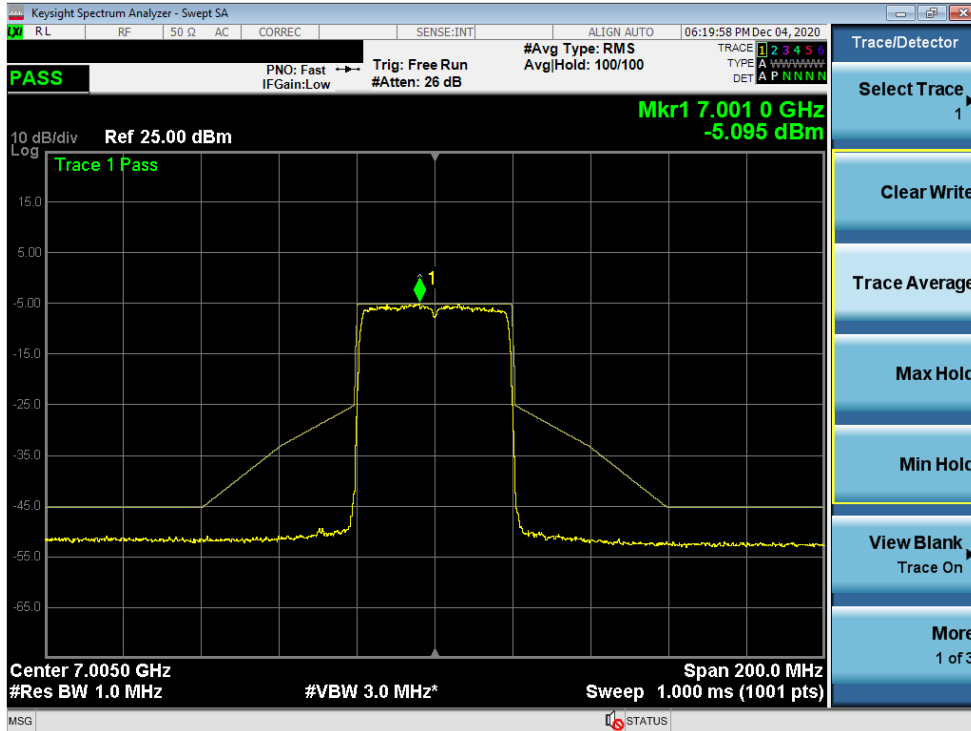


Plot 7-246. In-Band Emission Plot MIMO ANT1 (20MHz BW 802.11ax (UNII Band 8) – Ch. 189)

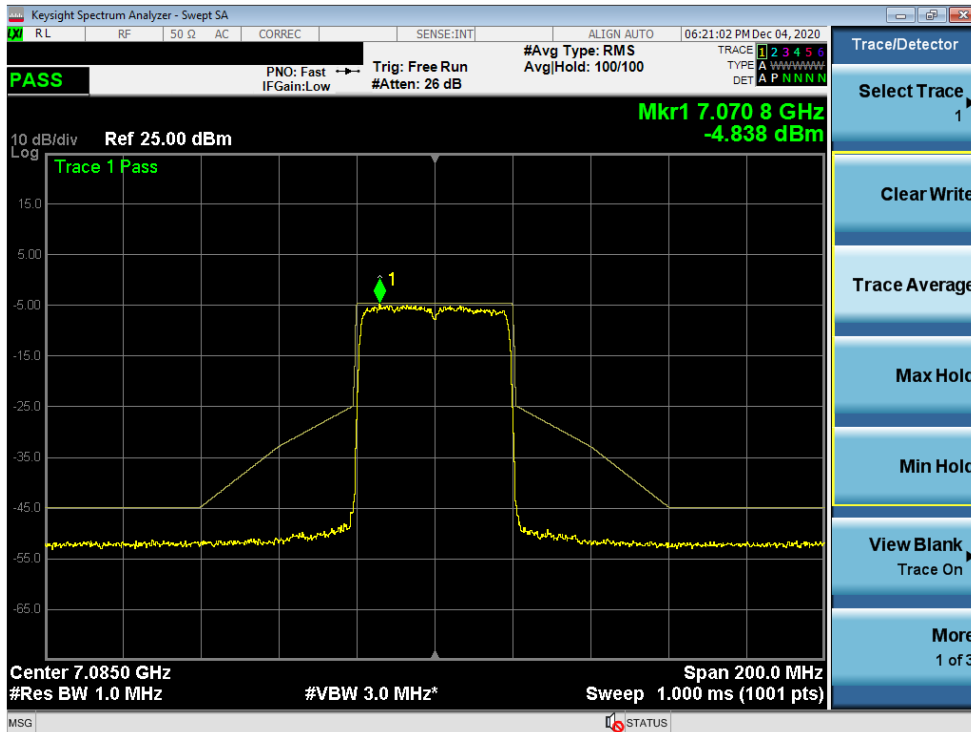


Plot 7-247. In-Band Emission Plot MIMO ANT1 (20MHz BW 802.11ax (UNII Band 8) – Ch. 209)

FCC ID: A3LSMG998B	PCTEST Proud to be part of element	MEASUREMENT REPORT (CERTIFICATION)	SAMSUNG	Approved by: Technical Manager
Test Report S/N: 1M2009280154-26.A3L	Test Dates: 10/05 - 12/14/2020	EUT Type: Portable Handset		Page 148 of 215

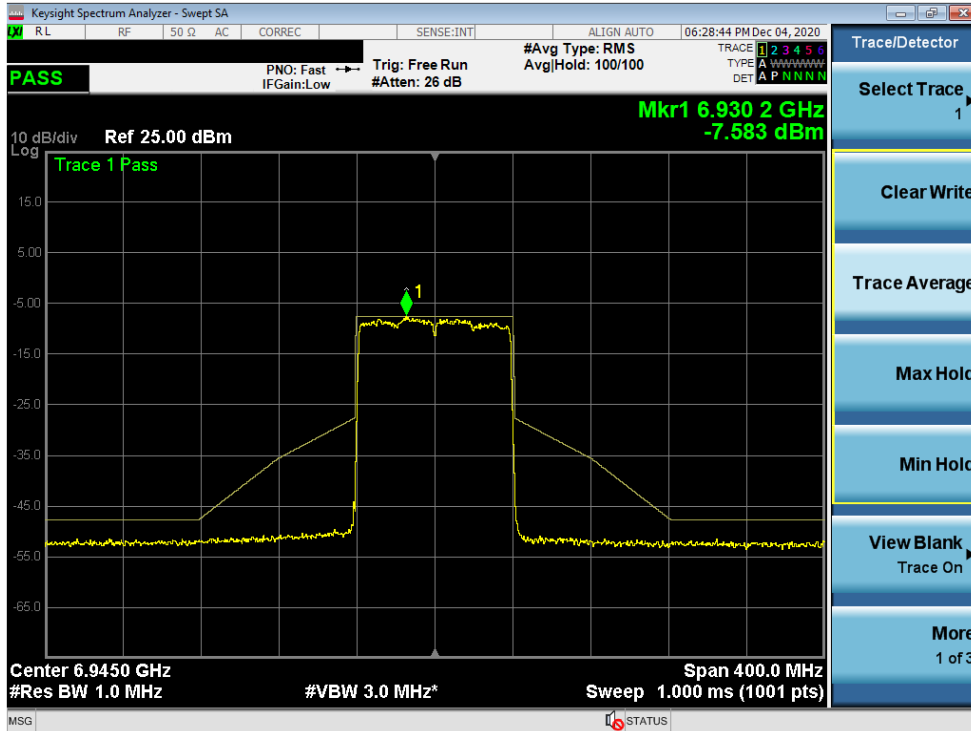


Plot 7-250. In-Band Emission Plot MIMO ANT1 (40MHz BW 802.11ax (UNII Band 8) – Ch. 211)

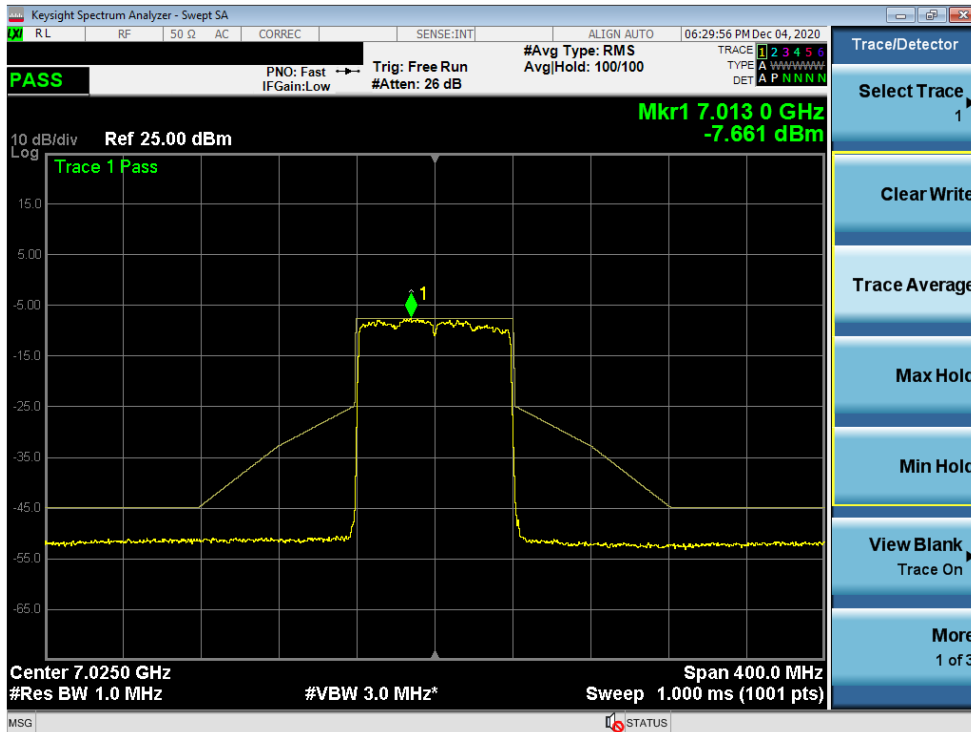


Plot 7-251. In-Band Emission Plot MIMO ANT1 (40MHz BW 802.11ax (UNII Band 8) – Ch. 227)

FCC ID: A3LSMG998B	PCTEST Proud to be part of element	MEASUREMENT REPORT (CERTIFICATION)	SAMSUNG	Approved by: Technical Manager
Test Report S/N: 1M2009280154-26.A3L	Test Dates: 10/05 - 12/14/2020	EUT Type: Portable Handset		Page 150 of 215

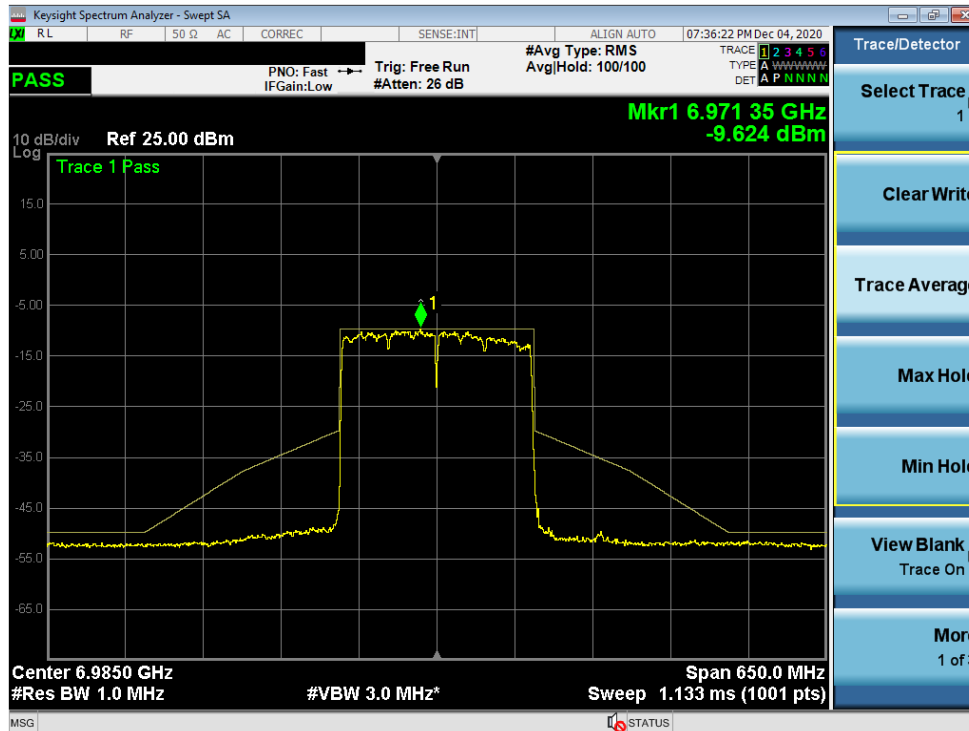


Plot 7-252. In-Band Emission Plot MIMO ANT1 (80MHz BW 802.11ax (UNII Band 8) – Ch. 199)



Plot 7-253. In-Band Emission Plot MIMO ANT1 (80MHz BW 802.11ax (UNII Band 8) – Ch. 215)

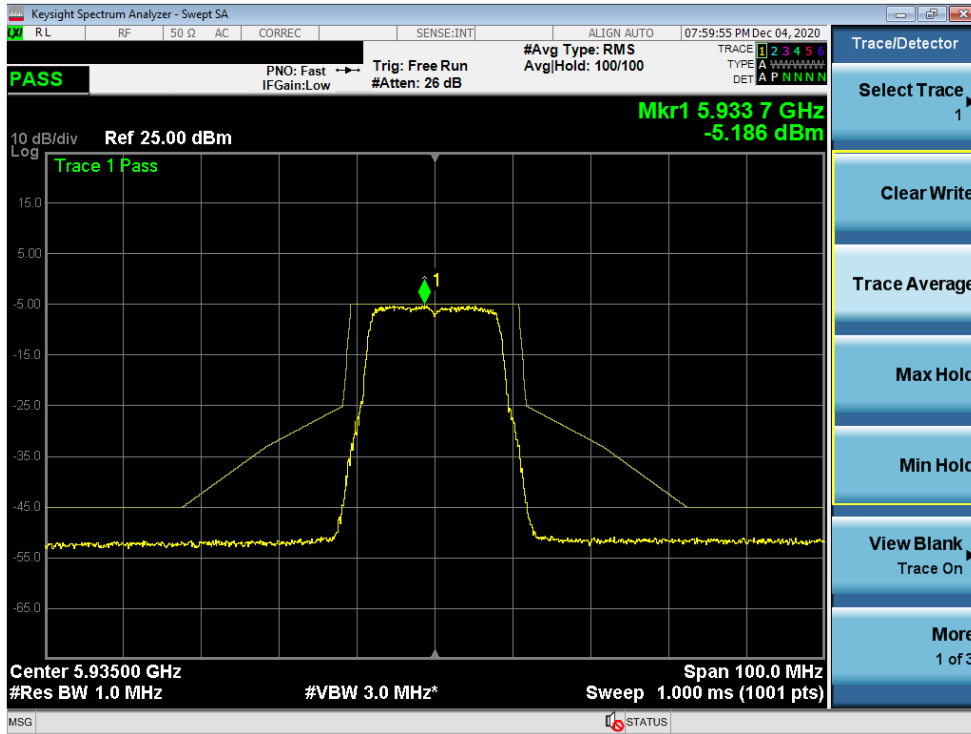
FCC ID: A3LSMG998B	Proud to be part of element	MEASUREMENT REPORT (CERTIFICATION)		Approved by: Technical Manager
Test Report S/N: 1M2009280154-26.A3L	Test Dates: 10/05 - 12/14/2020	EUT Type: Portable Handset		Page 151 of 215



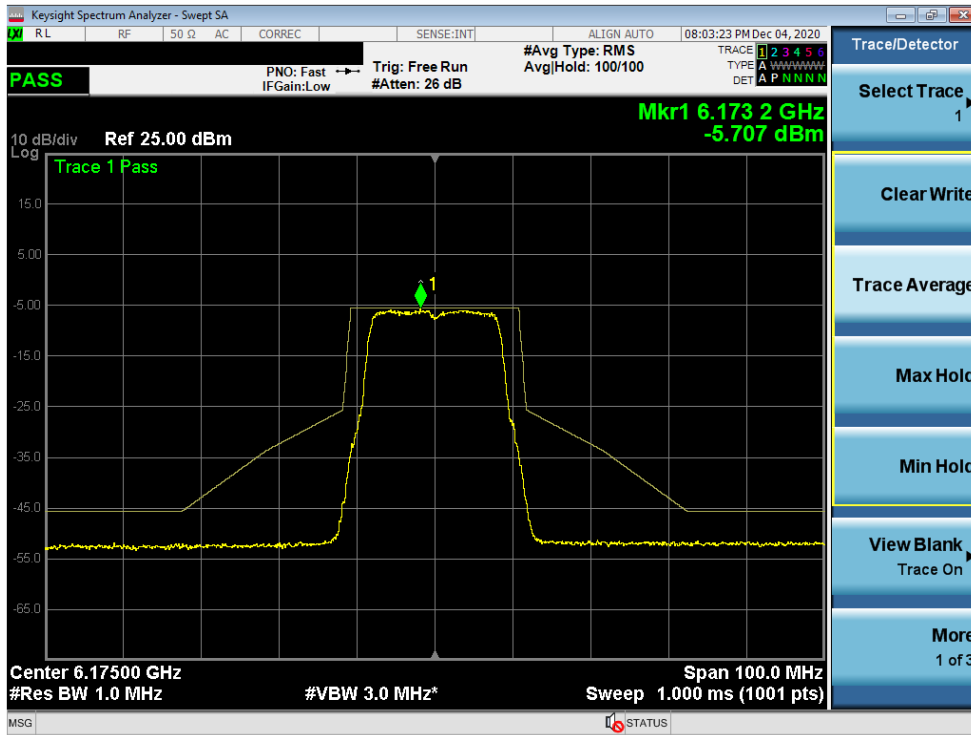
Plot 7-254. In-Band Emission Plot MIMO ANT1 (160MHz BW 802.11ax (UNII Band 8) – Ch. 207)

FCC ID: A3LSMG998B	 PCTEST Proud to be part of 	MEASUREMENT REPORT (CERTIFICATION)		Approved by: Technical Manager
Test Report S/N: 1M2009280154-26.A3L	Test Dates: 10/05 - 12/14/2020	EUT Type: Portable Handset		Page 152 of 215

MIMO Antenna-2 In-Band Emission Measurements

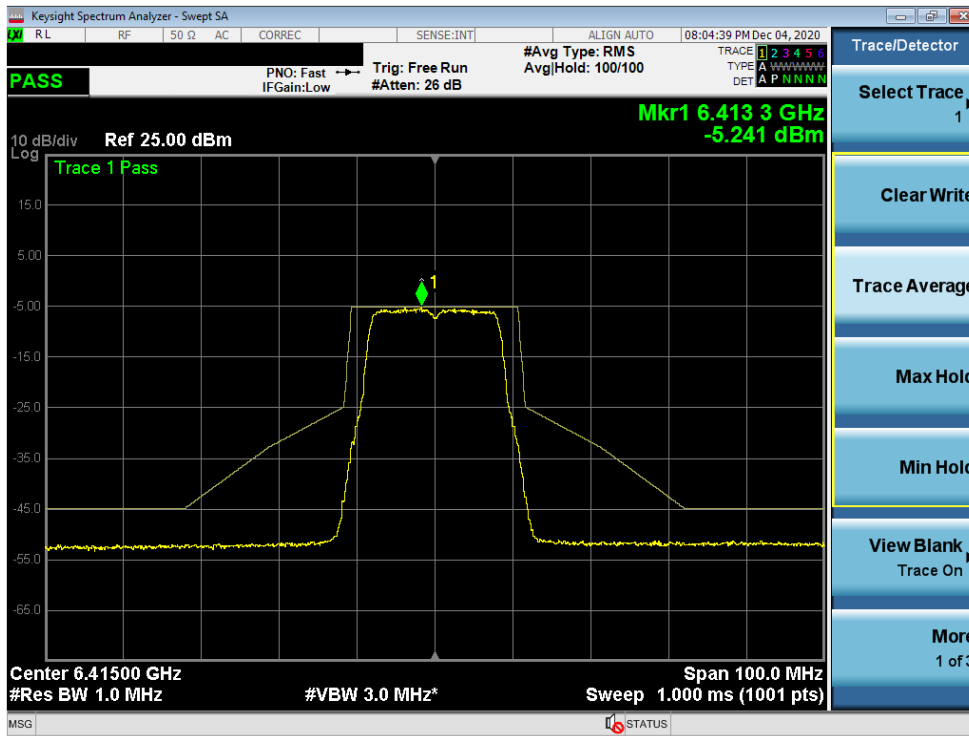


Plot 7-255. In-Band Emission Plot MIMO ANT2 (20MHz BW 802.11a UNII Band 5) – Ch. 2)

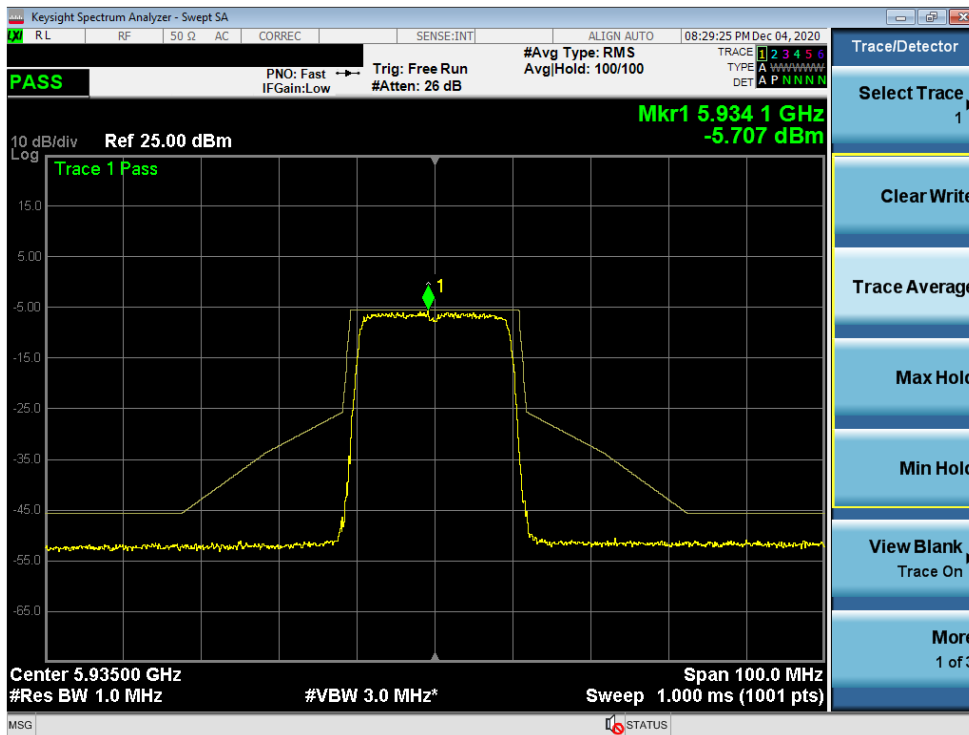


Plot 7-256. In-Band Emission Plot MIMO ANT2 (20MHz BW 802.11a (UNII Band 5) – Ch. 45)

FCC ID: A3LSMG998B	Proud to be part of element	MEASUREMENT REPORT (CERTIFICATION)		Approved by: Technical Manager
Test Report S/N: 1M2009280154-26.A3L	Test Dates: 10/05 - 12/14/2020	EUT Type: Portable Handset		Page 153 of 215

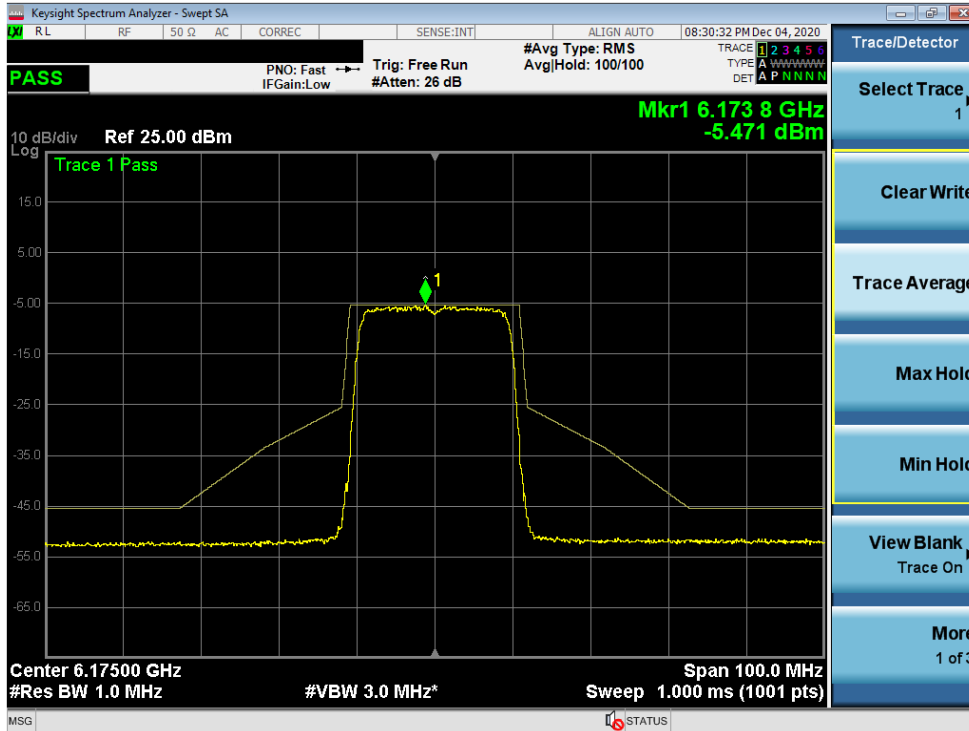


Plot 7-257. In-Band Emission Plot MIMO ANT2 (20MHz BW 802.11a UNII Band 5) – Ch. 93)

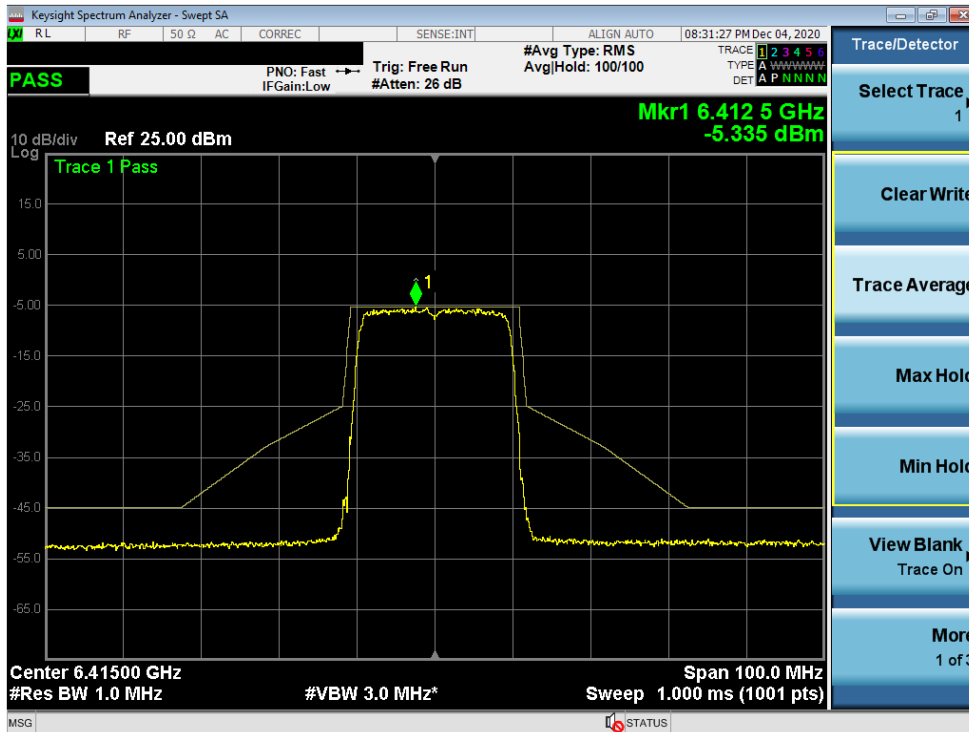


Plot 7-258. In-Band Emission Plot MIMO ANT2 (20MHz BW 802.11ax UNII Band 5) – Ch. 2)

FCC ID: A3LSMG998B	PCTEST Proud to be part of element	MEASUREMENT REPORT (CERTIFICATION)	SAMSUNG	Approved by: Technical Manager
Test Report S/N: 1M2009280154-26.A3L	Test Dates: 10/05 - 12/14/2020	EUT Type: Portable Handset		Page 154 of 215

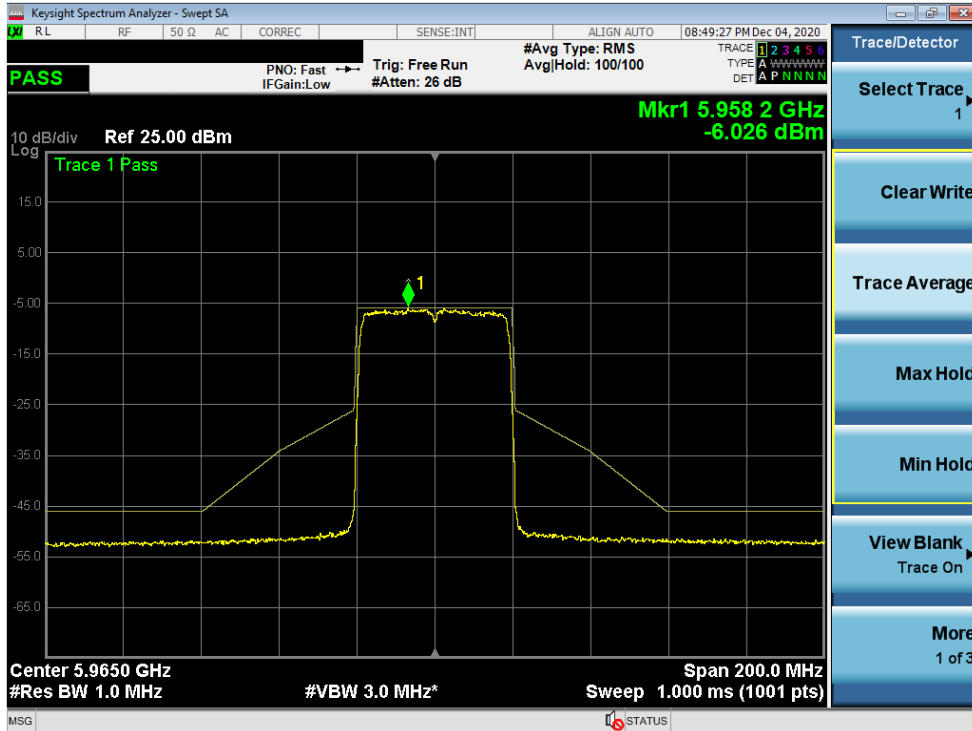


Plot 7-259. In-Band Emission Plot MIMO ANT2 (20MHz BW 802.11ax (UNII Band 5) – Ch. 45)

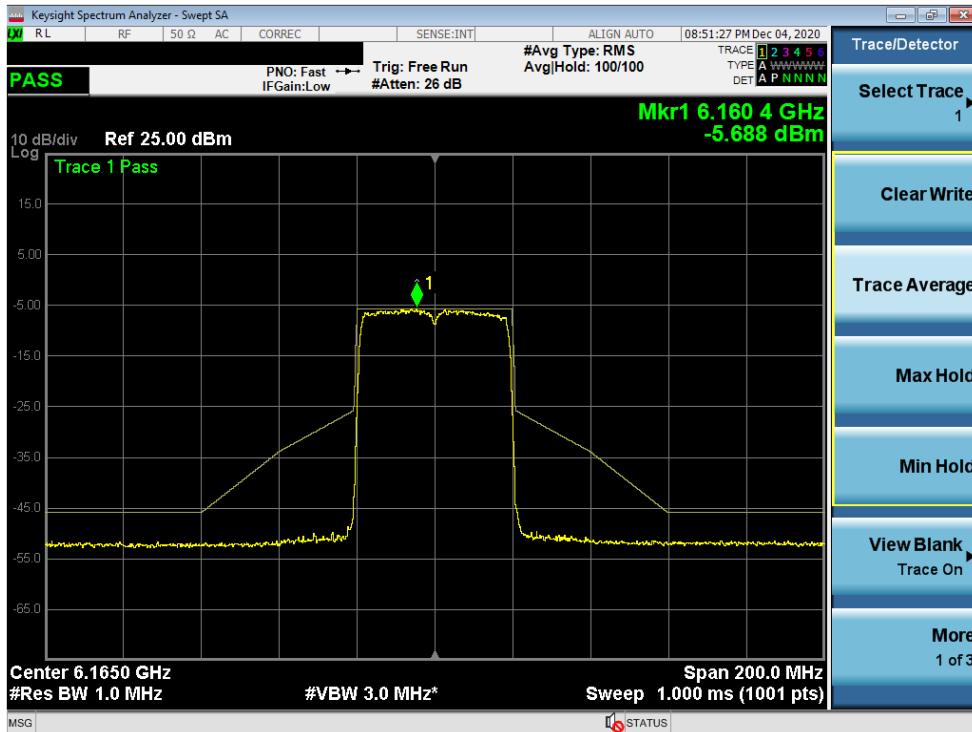


Plot 7-260. In-Band Emission Plot MIMO ANT2 (20MHz BW 802.11ax UNII Band 5) – Ch. 93)

FCC ID: A3LSMG998B	PCTEST Proud to be part of element	MEASUREMENT REPORT (CERTIFICATION)		Approved by: Technical Manager
Test Report S/N: 1M2009280154-26.A3L	Test Dates: 10/05 - 12/14/2020	EUT Type: Portable Handset		Page 155 of 215

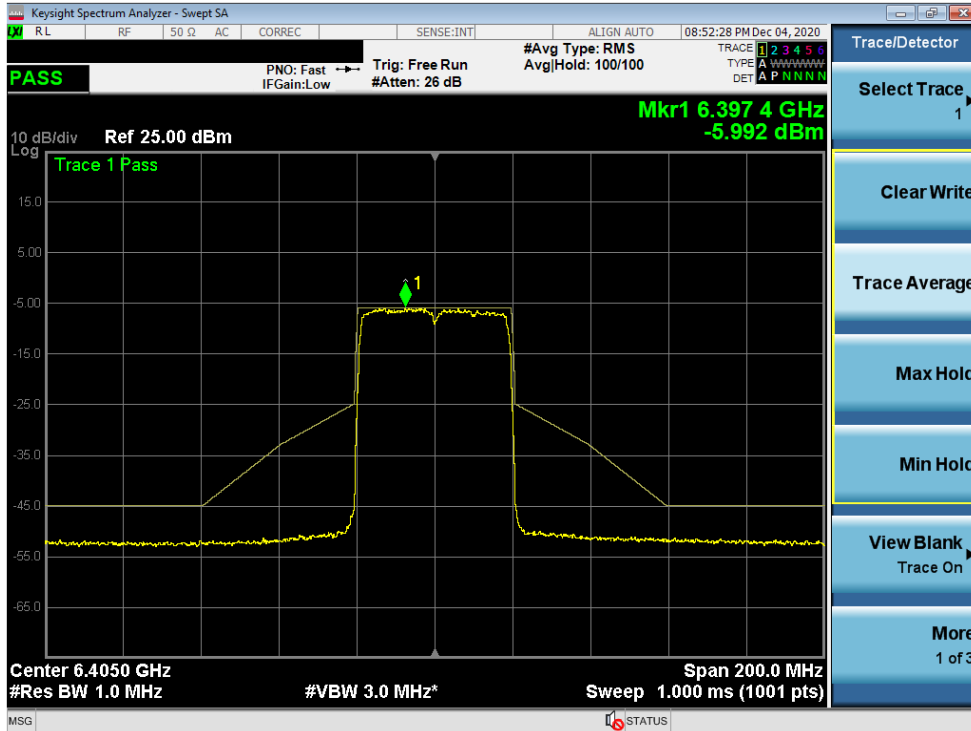


Plot 7-261. In-Band Emission Plot MIMO ANT2 (40MHz BW 802.11ax (UNII Band 5) – Ch. 3)

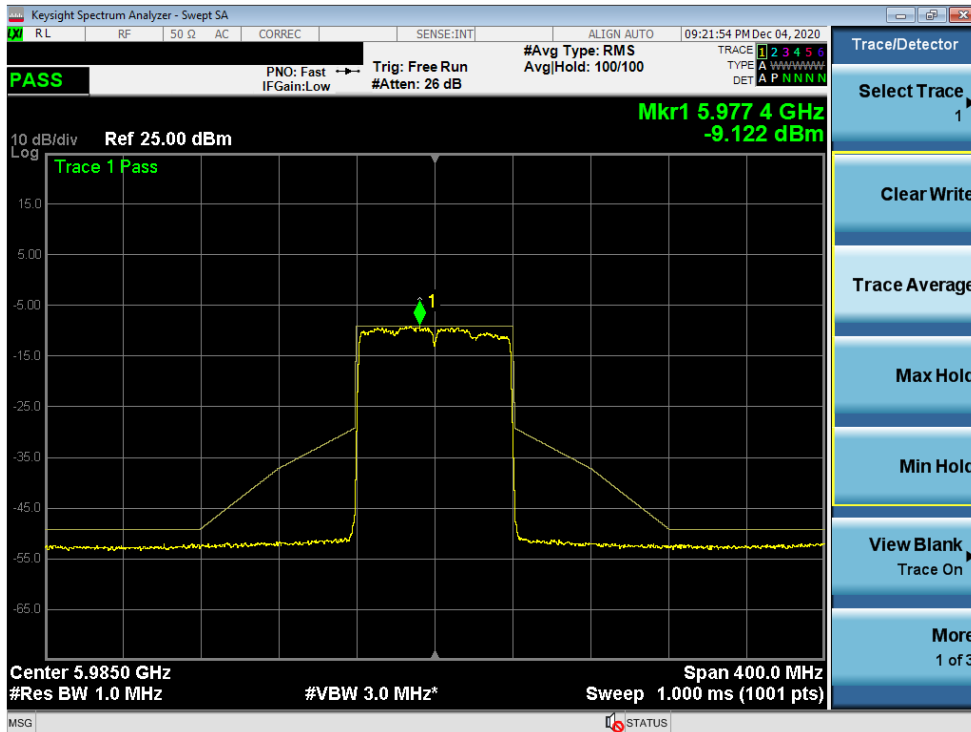


Plot 7-262. In-Band Emission Plot MIMO ANT2 (40MHz BW 802.11ax (UNII Band 5) – Ch. 43)

FCC ID: A3LSMG998B	PCTEST Proud to be part of element	MEASUREMENT REPORT (CERTIFICATION)		Approved by: Technical Manager
Test Report S/N: 1M2009280154-26.A3L	Test Dates: 10/05 - 12/14/2020	EUT Type: Portable Handset		Page 156 of 215

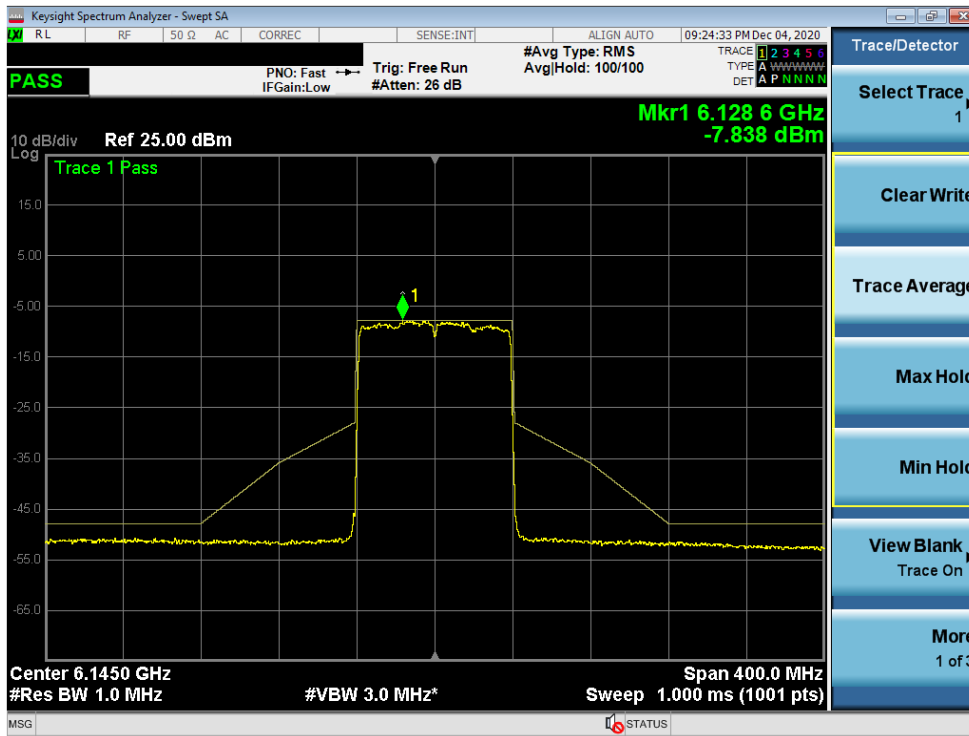


Plot 7-263. In-Band Emission Plot MIMO ANT2 (40MHz BW 802.11ax (UNII Band 5) – Ch. 91)

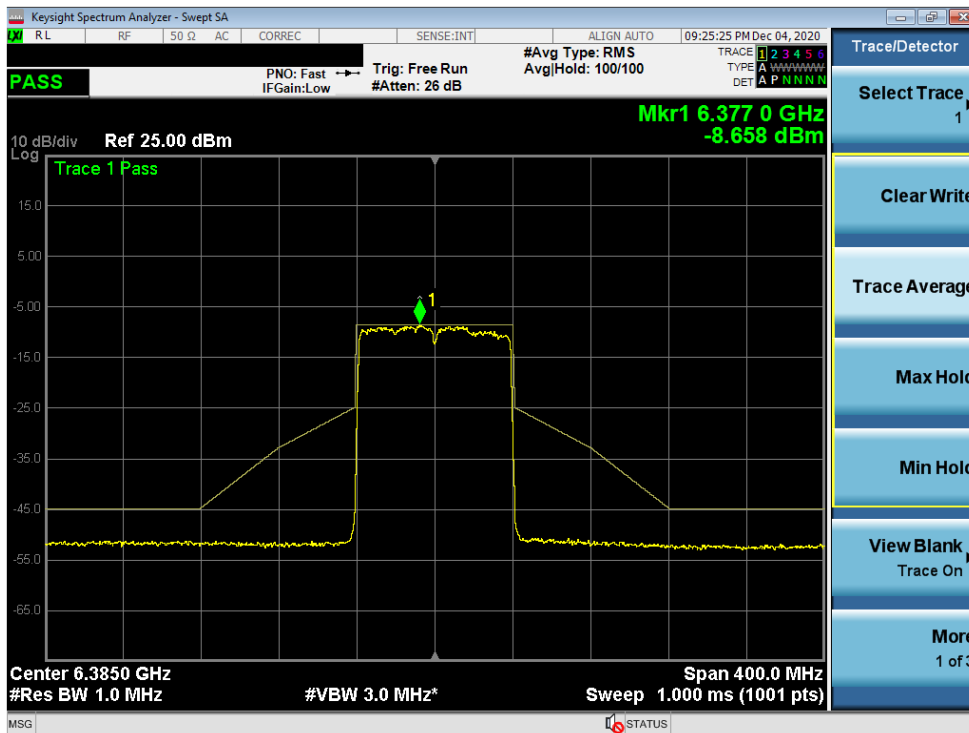


Plot 7-264. In-Band Emission Plot MIMO ANT2 (80MHz BW 802.11ax (UNII Band 5) – Ch. 7)

FCC ID: A3LSMG998B	PCTEST Proud to be part of element	MEASUREMENT REPORT (CERTIFICATION)		Approved by: Technical Manager
Test Report S/N: 1M2009280154-26.A3L	Test Dates: 10/05 - 12/14/2020	EUT Type: Portable Handset		Page 157 of 215

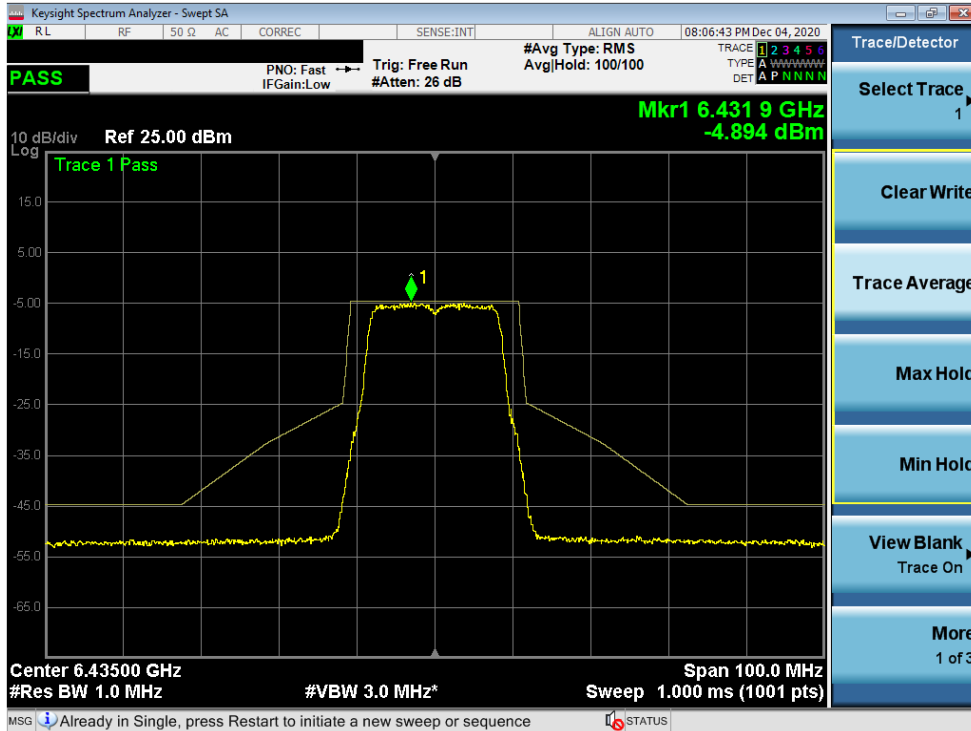


Plot 7-265. In-Band Emission Plot MIMO ANT2 (80MHz BW 802.11ax (UNII Band 5) – Ch. 39)

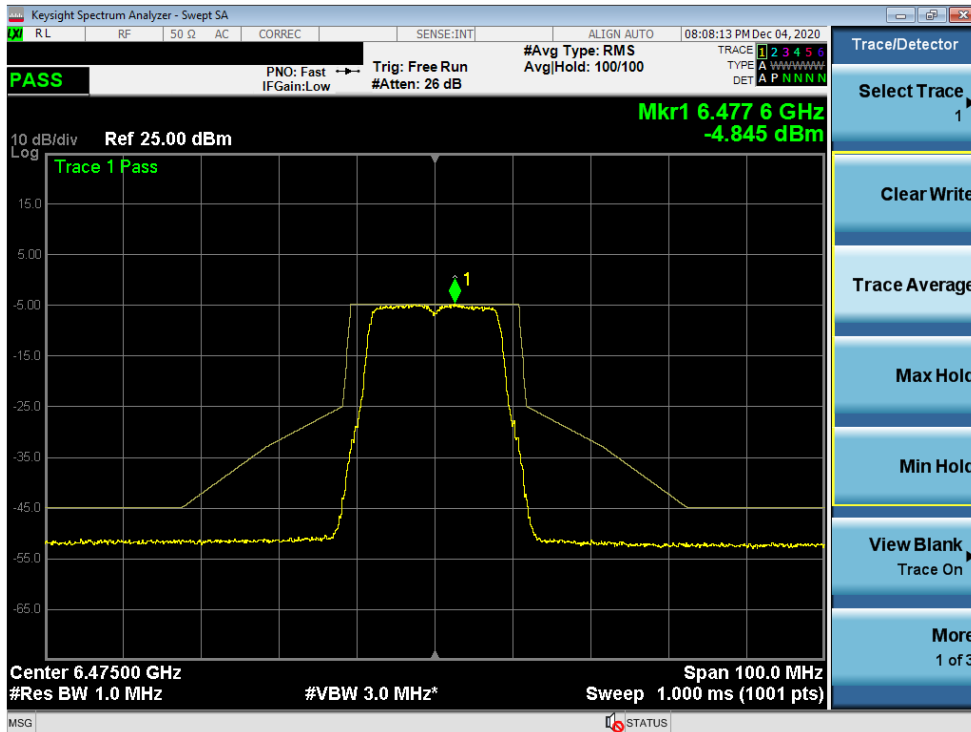


Plot 7-266. In-Band Emission Plot MIMO ANT2 (80MHz BW 802.11ax (UNII Band 5) – Ch. 87)

FCC ID: A3LSMG998B		MEASUREMENT REPORT (CERTIFICATION)		Approved by: Technical Manager
Test Report S/N: 1M2009280154-26.A3L	Test Dates: 10/05 - 12/14/2020	EUT Type: Portable Handset		Page 158 of 215



Plot 7-267. In-Band Emission Plot MIMO ANT2 (20MHz BW 802.11a (UNII Band 6) – Ch. 97)



Plot 7-268. In-Band Emission Plot MIMO ANT2 (20MHz BW 802.11a (UNII Band 6) – Ch. 105)

FCC ID: A3LSMG998B	PCTEST Proud to be part of element	MEASUREMENT REPORT (CERTIFICATION)		Approved by: Technical Manager
Test Report S/N: 1M2009280154-26.A3L	Test Dates: 10/05 - 12/14/2020	EUT Type: Portable Handset		Page 159 of 215