

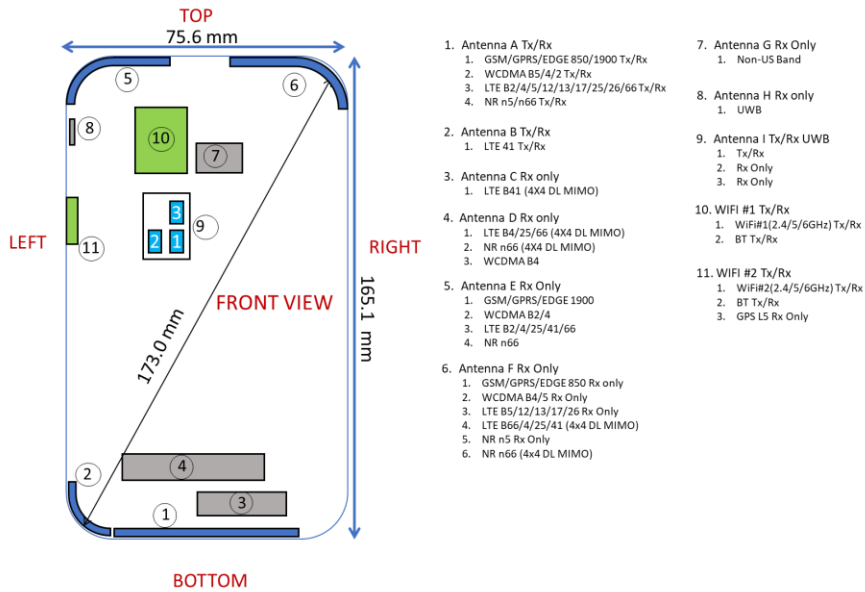


APPENDIX E: DUT ANTENNA DIAGRAM & SAR TEST SETUP PHOTOGRAPHS

FCC ID A3LSMG998B	 <small>Proud to be part of @almirant</small>	SAR EVALUATION REPORT		Approved by: Quality Manager
Test Dates: 10/21/20 - 12/09/20	DUT Type: Portable Handset			APPENDIX E: Page 1 of 13



Note: Exact antenna dimensions and separation distances are shown in the Technical Descriptions in the FCC Filing.

Figure E-1
DUT Antenna Locations

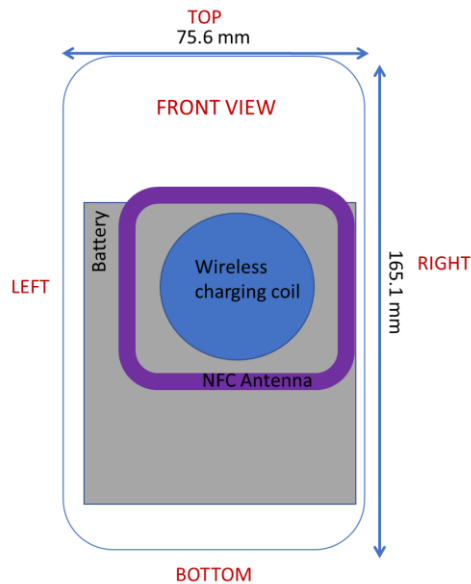






Figure E-2
NFC Antenna Locations



FCC ID A3LSMG998B	 PCTEST Proud to be part of @almilano	SAR EVALUATION REPORT		Approved by: Quality Manager
Test Dates: 10/21/20 - 12/09/20	DUT Type: Portable Handset			APPENDIX E: Page 2 of 13




SAR Test Setup Photo 1 – Right Cheek




SAR Test Setup Photo 2 – Right Tilt



FCC ID A3LSMG998B	 <small>Head to be part of @element</small>	SAR EVALUATION REPORT		Approved by: Quality Manager
Test Dates: 10/21/20 - 12/09/20	DUT Type: Portable Handset			APPENDIX E: Page 3 of 13




SAR Test Setup Photo 3 – Left Cheek




SAR Test Setup Photo 4 – Left Tilt



FCC ID A3LSMG998B	 <small>Proud to be part of @alcatel</small>	SAR EVALUATION REPORT		Approved by: Quality Manager
Test Dates: 10/21/20 - 12/09/20	DUT Type: Portable Handset			APPENDIX E: Page 4 of 13



SAR Test Setup Photo 5 – Back Side at 15mm




SAR Test Setup Photo 6 – Back Side at 10mm



FCC ID A3LSMG998B	 <small>Proud to be part of @samsung</small>	SAR EVALUATION REPORT		Approved by: Quality Manager
Test Dates: 10/21/20 - 12/09/20	DUT Type: Portable Handset			APPENDIX E: Page 5 of 13



SAR Test Setup Photo 7 – Back Side at 7mm




SAR Test Setup Photo 8 – Back Side at 0mm



FCC ID A3LSMG998B	 <small>Proud to be part of @samsung</small>	SAR EVALUATION REPORT		Approved by: Quality Manager
Test Dates: 10/21/20 - 12/09/20	DUT Type: Portable Handset	APPENDIX E: Page 6 of 13		



SAR Test Setup Photo 9 – Front Side at 10mm




SAR Test Setup Photo 10 – Front Side at 6mm



FCC ID A3LSMG998B	 <small>Proud to be part of @samsung</small>	SAR EVALUATION REPORT		Approved by: Quality Manager
Test Dates: 10/21/20 - 12/09/20	DUT Type: Portable Handset			APPENDIX E: Page 7 of 13



SAR Test Setup Photo 11 – Front Side at 0mm




SAR Test Setup Photo 12 – Bottom Edge at 11mm



FCC ID A3LSMG998B	 <small>Proud to be part of @samsung</small>	SAR EVALUATION REPORT		Approved by: Quality Manager
Test Dates: 10/21/20 - 12/09/20	DUT Type: Portable Handset			APPENDIX E: Page 8 of 13



SAR Test Setup Photo 13 – Top Edge at 10mm



SAR Test Setup Photo 14 – Top Edge at 0mm



FCC ID A3LSMG998B	 <small>Proud to be part of @almirant</small>	SAR EVALUATION REPORT		Approved by: Quality Manager
Test Dates: 10/21/20 - 12/09/20	DUT Type: Portable Handset			APPENDIX E: Page 9 of 13



SAR Test Setup Photo 15 – Bottom Edge at 10mm



SAR Test Setup Photo 16 – Bottom Edge at 0mm



FCC ID A3LSMG998B	 <small>Proud to be part of @samsung</small>	SAR EVALUATION REPORT		Approved by: Quality Manager
Test Dates: 10/21/20 - 12/09/20	DUT Type: Portable Handset	APPENDIX E: Page 10 of 13		




SAR Test Setup Photo 17 – Right Edge at 10mm




SAR Test Setup Photo 18 – Right Edge at 0mm



FCC ID A3LSMG998B	 <small>Proud to be part of @samsung</small>	SAR EVALUATION REPORT		Approved by: Quality Manager
Test Dates: 10/21/20 - 12/09/20	DUT Type: Portable Handset			APPENDIX E: Page 11 of 13



SAR Test Setup Photo 19 – Left Edge at 10mm





SAR Test Setup Photo 20 – Left Edge at 0mm

FCC ID A3LSMG998B	 <small>Proud to be part of @samsung</small>	SAR EVALUATION REPORT		Approved by: Quality Manager
Test Dates: 10/21/20 - 12/09/20	DUT Type: Portable Handset	APPENDIX E: Page 12 of 13		



SAR Test Setup Photo 21 – Vertical and Horizontal Reference Lines

FCC ID A3LSMG998B	 <small>Provided to be part of @samsung</small>	SAR EVALUATION REPORT		Approved by: Quality Manager
Test Dates: 10/21/20 - 12/09/20	DUT Type: Portable Handset			APPENDIX E: Page 13 of 13