

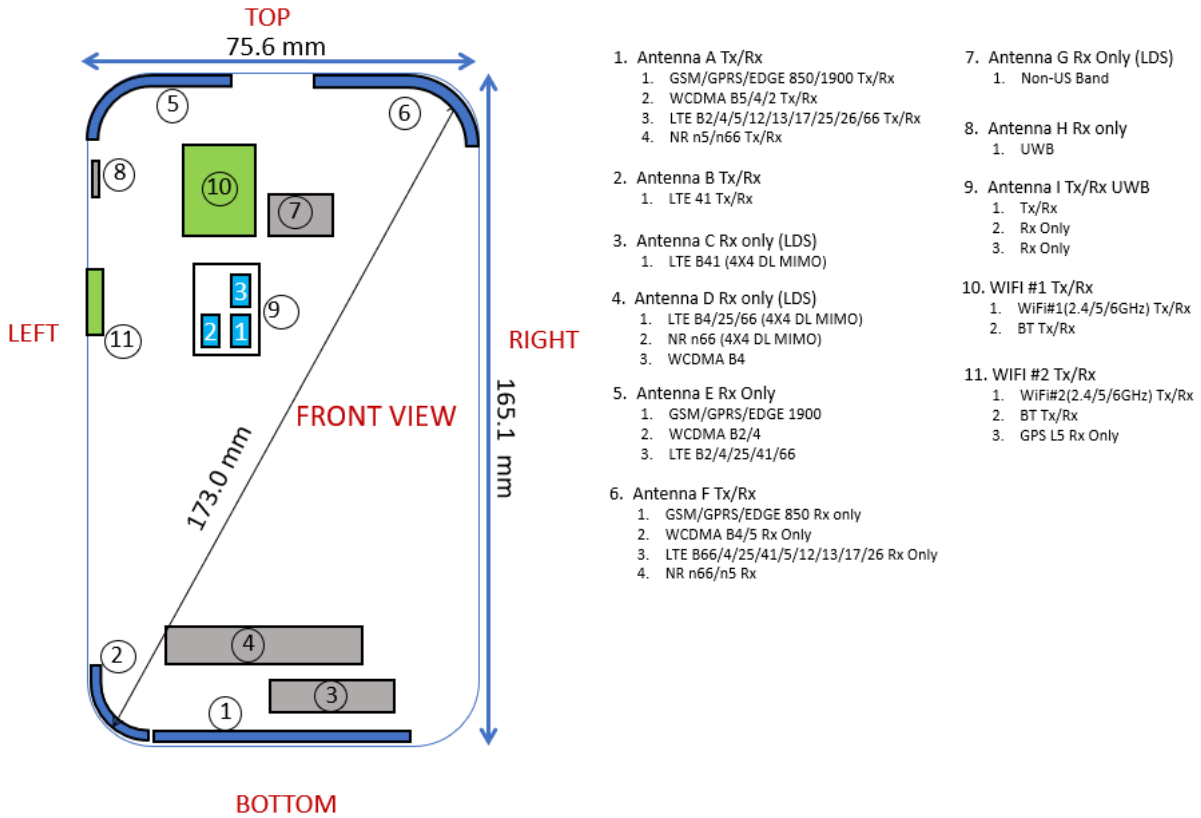


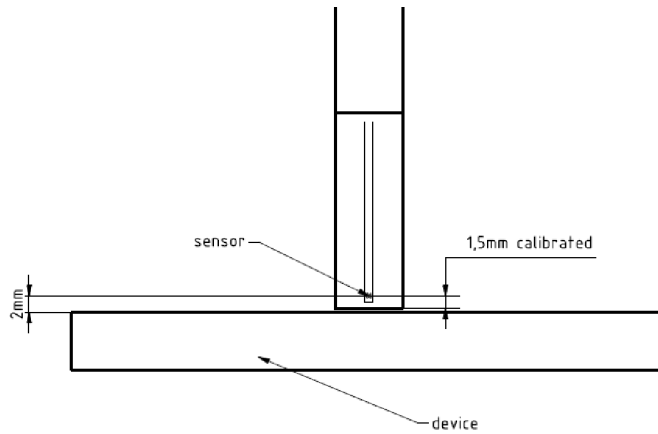
# APPENDIX C: DUT ANTENNA DIAGRAM & TEST SETUP PHOTOGRAPHS

<b>FCC ID:</b> A3LSMG998B		<b>WIFI 6 GHZ RF EXPOSURE EVALUATION</b>		<b>Approved by:</b> Quality Manager
<b>Test Dates:</b> 11/23/2020	<b>DUT Type:</b> Portable Handset			<b>APPENDIX C:</b> Page 1 of 13



**Figure C-1**  
**DUT Antenna Locations**


Note: Exact antenna dimensions and separation distances are shown in the Technical Descriptions in the FCC Filing.




**Figure C-2**  
**EUmWV3 Probe**

Note: Distances below are distance from device surface to sensor-center. Therefore, distances include 1.5 mm for Probe Tip to Sensor Calibration Points.



FCC ID: A3LSMG998B	PCTEST Proud to be part of element	WIFI 6 GHZ RF EXPOSURE EVALUATION		Approved by: Quality Manager
Test Dates: 11/23/2020	DUT Type: Portable Handset			APPENDIX C: Page 2 of 13




**Figure C-3**  
**SAR Test Setup Photo – Head Right Cheek**




**Figure C-4**  
**SAR Test Setup Photo – Head Right Tilt**



<b>FCC ID:</b> A3LSMG998B	 <small>Proud to be part of element</small>	<b>WIFI 6 GHZ RF EXPOSURE          EVALUATION</b>		<b>Approved by:</b> Quality Manager
<b>Test Dates:</b> 11/23/2020	<b>DUT Type:</b> Portable Handset	<b>APPENDIX C:</b> Page 3 of 13		



**Figure C-5**  
**SAR Test Setup Photo – Head Left Cheek**



**Figure C-6**  
**SAR Test Setup Photo – Head Left Tilt**



<b>FCC ID:</b> A3LSMG998B		<b>WIFI 6 GHZ RF EXPOSURE          EVALUATION</b>		<b>Approved by:</b> Quality Manager
<b>Test Dates:</b> 11/23/2020	<b>DUT Type:</b> Portable Handset			<b>APPENDIX C:</b> Page 4 of 13



**Figure C-7**  
**SAR Test Setup Photo – Body-worn Back Side at 15 mm**




**Figure C-8**  
**SAR Test Setup Photo – Phablet Back Side at 0 mm**



<b>FCC ID:</b> A3LSMG998B	 <small>Proud to be part of element</small>	<b>WIFI 6 GHZ RF EXPOSURE          EVALUATION</b>		<b>Approved by:</b> Quality Manager
<b>Test Dates:</b> 11/23/2020	<b>DUT Type:</b> Portable Handset	<b>APPENDIX C:</b> Page 5 of 13		




**Figure C-9**  
**SAR Test Setup Photo – Phablet Front Side at 0 mm**






**Figure C-10**  
**SAR Test Setup Photo – Phablet Top Side at 0 mm**

<b>FCC ID:</b> A3LSMG998B	 <small>Proud to be part of element</small>	<b>WIFI 6 GHZ RF EXPOSURE          EVALUATION</b>		<b>Approved by:</b> Quality Manager
<b>Test Dates:</b> 11/23/2020	<b>DUT Type:</b> Portable Handset	<b>APPENDIX C:</b> Page 6 of 13		





**Figure C-11**  
**SAR Test Setup Photo – Phablet Left Side at 0 mm**

<b>FCC ID:</b> A3LSMG998B	 <small>Proud to be part of element</small>	<b>WIFI 6 GHZ RF EXPOSURE          EVALUATION</b>		<b>Approved by:</b> Quality Manager
<b>Test Dates:</b> 11/23/2020	<b>DUT Type:</b> Portable Handset	<b>APPENDIX C:</b> Page 7 of 13		





**Figure C-12  
Near Field Power Density Test Setup Photo – Back Side at 2 mm**


<b>FCC ID:</b> A3LSMG998B		<b>WIFI 6 GHZ RF EXPOSURE EVALUATION</b>		<b>Approved by:</b> Quality Manager
<b>Test Dates:</b> 11/23/2020	<b>DUT Type:</b> Portable Handset	<b>APPENDIX C:</b> Page 8 of 13		








**Figure C-13**  
**Near Field Power Density Test Setup Photo – Back Side at 8.54 mm**

<b>FCC ID:</b> A3LSMG998B		<b>WIFI 6 GHZ RF EXPOSURE EVALUATION</b>		<b>Approved by:</b> Quality Manager
<b>Test Dates:</b> 11/23/2020	<b>DUT Type:</b> Portable Handset	<b>APPENDIX C:</b> Page 9 of 13		






**Figure C-14**  
**Near Field Power Density Test Setup Photo - Back Side at 10 mm**

<b>FCC ID:</b> A3LSMG998B	 <small>Proud to be part of element</small>	<b>WIFI 6 GHZ RF EXPOSURE          EVALUATION</b>		<b>Approved by:</b> Quality Manager
<b>Test Dates:</b> 11/23/2020	<b>DUT Type:</b> Portable Handset	<b>APPENDIX C:</b> Page 10 of 13		






**Figure C-15**  
**Near Field Power Density Test Setup Photo - Front Side at 2 mm**

<b>FCC ID:</b> A3LSMG998B	 <small>Proud to be part of element</small>	<b>WIFI 6 GHZ RF EXPOSURE          EVALUATION</b>		<b>Approved by:</b> Quality Manager
<b>Test Dates:</b> 11/23/2020	<b>DUT Type:</b> Portable Handset			<b>APPENDIX C:</b> Page 11 of 13





**Figure C-16**  
**Near Field Power Density Test Setup Photo – Left Edge at 2 mm**

<b>FCC ID:</b> A3LSMG998B	 <small>Proud to be part of element</small>	<b>WIFI 6 GHZ RF EXPOSURE          EVALUATION</b>		<b>Approved by:</b> Quality Manager
<b>Test Dates:</b> 11/23/2020	<b>DUT Type:</b> Portable Handset	<b>APPENDIX C:</b> Page 12 of 13		



**Figure C-17**  
**Near Field Power Density Test Setup Photo – Top Edge at 2 mm**

<b>FCC ID:</b> A3LSMG998B		<b>WIFI 6 GHZ RF EXPOSURE EVALUATION</b>		<b>Approved by:</b> Quality Manager
<b>Test Dates:</b> 11/23/2020	<b>DUT Type:</b> Portable Handset	<b>APPENDIX C:</b> Page 13 of 13		