

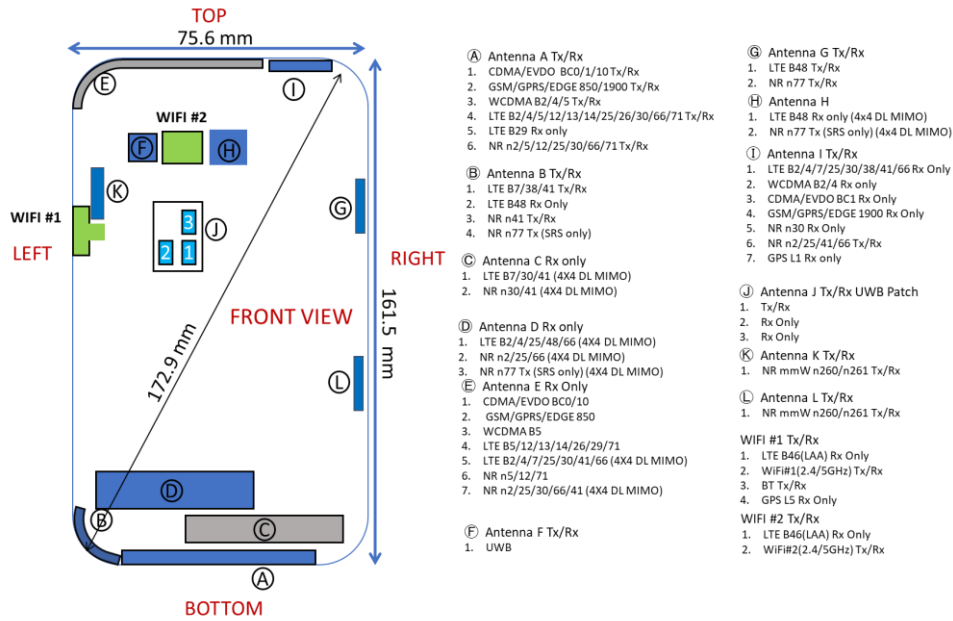


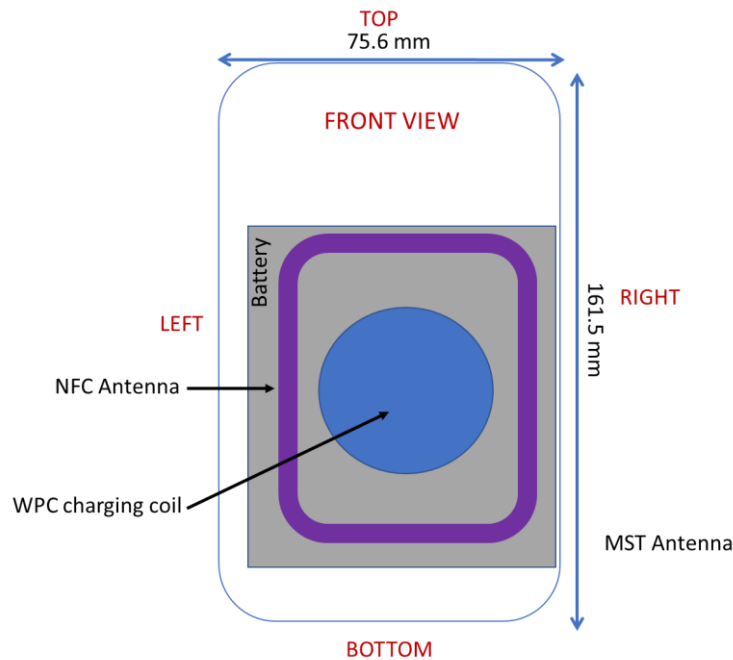
APPENDIX E: DUT ANTENNA DIAGRAM & SAR TEST SETUP PHOTOGRAPHS

FCC ID A3LSMG996U	 PCTEST <small>Proud to be part of the element</small>	SAR EVALUATION REPORT		Approved by: Quality Manager
Test Dates: 12/28/20-01/21/21	DUT Type: Portable Handset			APPENDIX E: Page 1 of 8




**Figure E-1
DUT Antenna Locations**

Note: Exact antenna dimensions and separation distances are shown in the Technical Descriptions in the FCC Filing.




**Figure E-2
NFC Antenna Locations**



FCC ID A3LSMG996U	PCTEST Proud to be part of element	SAR EVALUATION REPORT		Approved by: Quality Manager
Test Dates: 12/28/20-01/21/21	DUT Type: Portable Handset			APPENDIX E: Page 2 of 8




SAR Test Setup Photo 1 – Right Cheek




SAR Test Setup Photo 2 – Right Tilt




FCC ID A3LSMG996U	 <small>Proud to be part of the element</small>	SAR EVALUATION REPORT		Approved by: Quality Manager
Test Dates: 12/28/20-01/21/21	DUT Type: Portable Handset			APPENDIX E: Page 3 of 8




SAR Test Setup Photo 3 – Left Cheek




SAR Test Setup Photo 4 – Left Tilt




FCC ID A3LSMG996U	 <small>Proud to be part of</small> 	SAR EVALUATION REPORT		Approved by: Quality Manager
Test Dates: 12/28/20-01/21/21	DUT Type: Portable Handset			APPENDIX E: Page 4 of 8



SAR Test Setup Photo 5 – Back Side at 15 mm



SAR Test Setup Photo 6 – Back Side at 10 mm




FCC ID A3LSMG996U	 <small>Proud to be part of</small> 	SAR EVALUATION REPORT		Approved by: Quality Manager
Test Dates: 12/28/20-01/21/21	DUT Type: Portable Handset			APPENDIX E: Page 5 of 8




SAR Test Setup Photo 7 – Back Side at 0 mm



SAR Test Setup Photo 8 – Front Side at 10 mm



FCC ID A3LSMG996U	 <small>Proud to be part of</small> 	SAR EVALUATION REPORT		Approved by: Quality Manager
Test Dates: 12/28/20-01/21/21	DUT Type: Portable Handset	APPENDIX E: Page 6 of 8		




SAR Test Setup Photo 9 – Top Side at 10 mm

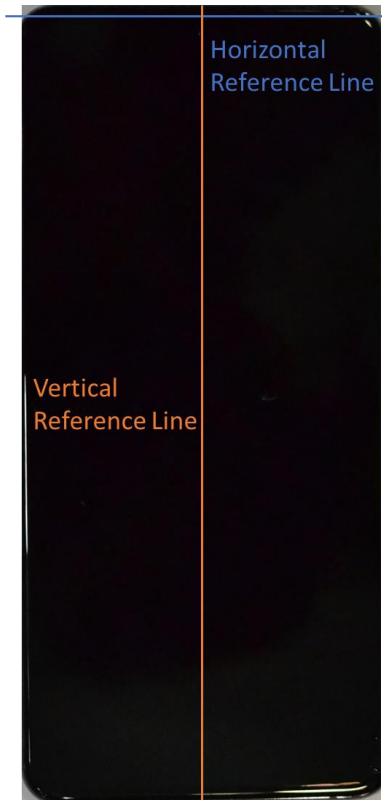


SAR Test Setup Photo 10 – Bottom Side at 10 mm



FCC ID A3LSMG996U	 <small>Proud to be part of the element</small>	SAR EVALUATION REPORT		Approved by: Quality Manager
Test Dates: 12/28/20-01/21/21	DUT Type: Portable Handset			APPENDIX E: Page 7 of 8



SAR Test Setup Photo 11 – Left Side at 10 mm



SAR Test Setup Photo 12 – Vertical and Horizontal Reference Lines

FCC ID A3LSMG996U	 <small>Proud to be part of the Samsung ecosystem</small>	SAR EVALUATION REPORT		Approved by: Quality Manager
Test Dates: 12/28/20-01/21/21	DUT Type: Portable Handset			APPENDIX E: Page 8 of 8