





APPENDIX D: TEST SETUP PHOTOGRAPHS

FCC ID: A3LSMG996U	 PCTEST <small>Proud to be part of element</small>	PART 2 RF EXPOSURE EVALUATION REPORT		Approved by: Quality Manager
Test Dates: 10/22/2020 – 12/05/2020	DUT Type: Portable Handset			APPENDIX D: Page 1 of 9




Test Setup Photo 1 – Conducted Test Setup (Figure 6-1a)






Test Setup Photo 2 – Conducted Test Setup (Figure 6-1b)

<p>FCC ID: A3LSMG996U</p>	<p>PCTEST Proud to be part of PART 2 RF EXPOSURE EVALUATION REPORT</p>	<p> Approved by: Quality Manager</p>
<p>Test Dates: 10/22/2020 – 12/05/2020</p>	<p>DUT Type: Portable Handset</p>	<p>APPENDIX D: Page 2 of 9</p>






Test Setup Photo 3- Conducted Test Setup (Figure 6-1b)

FCC ID: A3LSMG996U	 PART 2 RF EXPOSURE EVALUATION REPORT 	Approved by: Quality Manager
Test Dates: 10/22/2020 – 12/05/2020	DUT Type: Portable Handset	APPENDIX D: Page 3 of 9





Test Setup Photo 4 – Conducted Test Setup (Figure 6-1a)

FCC ID: A3LSMG996U	 PART 2 RF EXPOSURE EVALUATION REPORT 	Approved by: Quality Manager
Test Dates: 10/22/2020 – 12/05/2020	DUT Type: Portable Handset	APPENDIX D: Page 4 of 9



Test Setup Photo 5 – Conducted Test Setup (Figure 6-1c)



FCC ID: A3LSMG996U	 PART 2 RF EXPOSURE EVALUATION REPORT 	Approved by: Quality Manager
Test Dates: 10/22/2020 – 12/05/2020	DUT Type: Portable Handset	APPENDIX D: Page 5 of 9



Test Setup Photo 6 – Back Side at 0 mm




Test Setup Photo 7 – Bottom Edge at 10 mm



FCC ID: A3LSMG996U	 PART 2 RF EXPOSURE EVALUATION REPORT 	Approved by: Quality Manager
Test Dates: 10/22/2020 – 12/05/2020	DUT Type: Portable Handset	APPENDIX D: Page 6 of 9




Test Setup Photo 8 – Bottom Edge at 0 mm




Test Setup Photo 9 – Right Cheek



FCC ID: A3LSMG996U	 PART 2 RF EXPOSURE EVALUATION REPORT 	Approved by: Quality Manager
Test Dates: 10/22/2020 – 12/05/2020	DUT Type: Portable Handset	APPENDIX D: Page 7 of 9




Test Setup Photo 10 – Power Density Setup Back Surface (Figure 7-2)





Test Setup Photo 11 – Power Density Setup Right Edge (Figure 7-2)

FCC ID: A3LSMG996U	 PART 2 RF EXPOSURE EVALUATION REPORT 	Approved by: Quality Manager
Test Dates: 10/22/2020 – 12/05/2020	DUT Type: Portable Handset	APPENDIX D: Page 8 of 9



Test Setup Photo 12 – Radiated Power Measurement Setup (Figure 7-1)

FCC ID: A3LSMG996U	 PART 2 RF EXPOSURE EVALUATION REPORT 	Approved by: Quality Manager
Test Dates: 10/22/2020 – 12/05/2020	DUT Type: Portable Handset	APPENDIX D: Page 9 of 9