

Plot 7-99. 26dB Bandwidth Plot SISO ANT2 (80MHz BW 802.11ax (UNII Band 2C) – Ch. 138)

FCC ID: A3LSMG996U	PCTEST Proud to be part of element	MEASUREMENT REPORT (CERTIFICATION)	SAMSUNG	Approved by: Quality Manager
Test Report S/N: 1M2009140143-09.A3L	Test Dates: 09/15 - 12/01/2020	EUT Type: Portable Handset		Page 68 of 234

7.3 6dB Bandwidth Measurement – 802.11a/n/ac/ax §15.407 (e); RSS-Gen [6.2]

Test Overview and Limit

The bandwidth at 6dB down from the highest in-band spectral density is measured with a spectrum analyzer connected to the antenna terminal while the EUT is operating at its maximum duty cycle, at its maximum power control level, as defined in ANSI C63.10-2013 and KDB 789033 D02 v02r01, and at the appropriate frequencies. The spectrum analyzer's bandwidth measurement function is configured to measure the 6dB bandwidth.

In the 5.725 – 5.850GHz band, the 6dB bandwidth must be \geq 500 kHz.

Test Procedure Used

ANSI C63.10-2013 – Section 6.9.2
KDB 789033 D02 v02r01 – Section C

Test Settings

1. The signal analyzers' automatic bandwidth measurement capability was used to perform the 6dB bandwidth measurement. The "X" dB bandwidth parameter was set to $X = 6$. The automatic bandwidth measurement function also has the capability of simultaneously measuring the 99% occupied bandwidth. The bandwidth measurement was not influenced by any intermediate power nulls in the fundamental emission.
2. RBW = 100 kHz
3. VBW $\geq 3 \times$ RBW
4. Detector = Peak
5. Trace mode = max hold
6. Sweep = auto couple

Test Setup

The EUT and measurement equipment were set up as shown in the diagram below.



Figure 7-2. Test Instrument & Measurement Setup

Test Notes

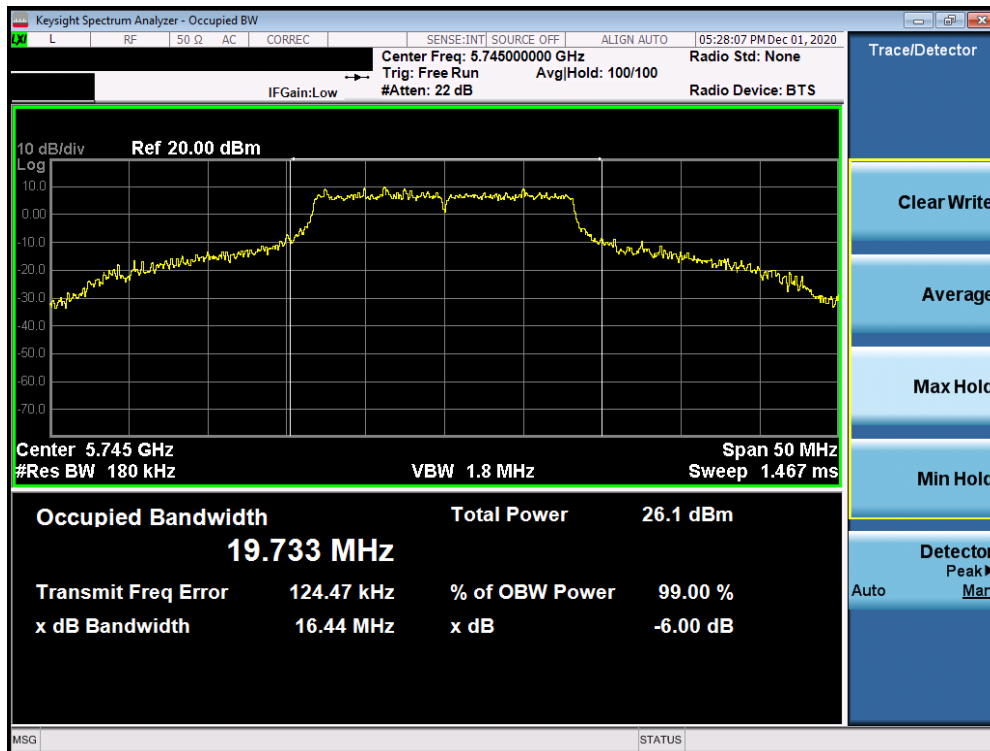
None.

FCC ID: A3LSMG996U	 <p>PCTEST® Proud to be part of element</p>	MEASUREMENT REPORT (CERTIFICATION)	 <p>Approved by: Quality Manager</p>
Test Report S/N: 1M2009140143-09.A3L	Test Dates: 09/15 - 12/01/2020	EUT Type: Portable Handset	Page 69 of 234

SISO Antenna-1 6 dB Bandwidth Measurements

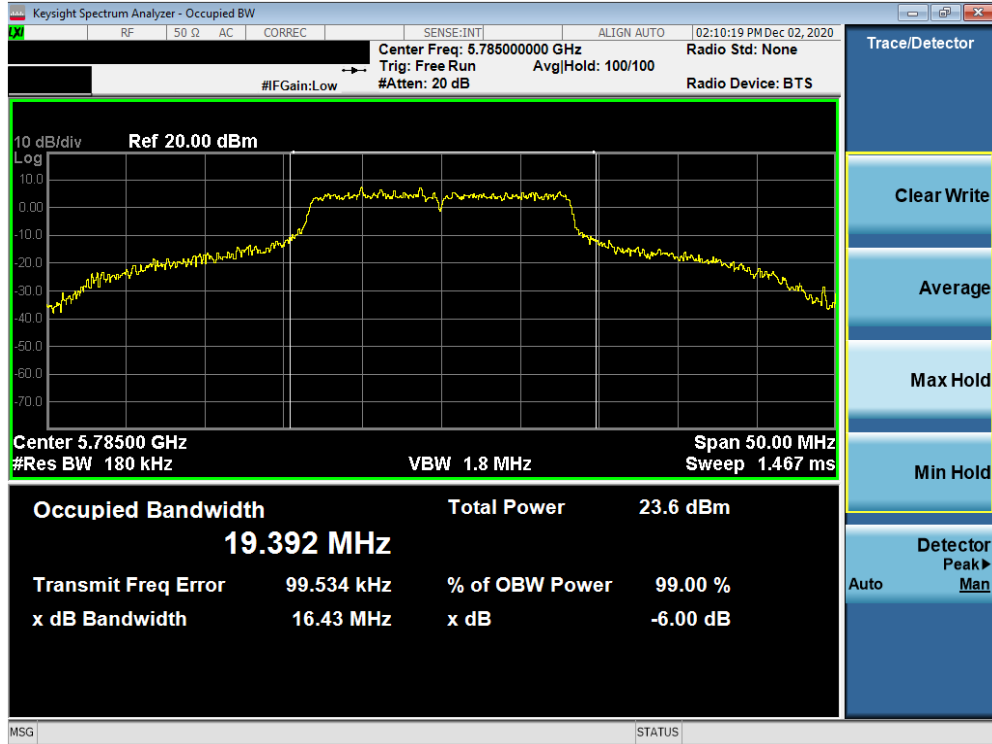
	Frequency [MHz]	Channel No.	802.11 Mode	Data Rate [Mbps]	Measured 6dB Bandwidth [MHz]
Band 3	5745	149	a	6	16.44
	5785	157	a	6	16.43
	5825	165	a	6	16.44
	5745	149	n (20MHz)	6.5/7.2 (MCS0)	17.68
	5785	157	n (20MHz)	6.5/7.2 (MCS0)	17.66
	5825	165	n (20MHz)	6.5/7.2 (MCS0)	17.66
	5745	149	ax (20MHz)	6.5/7.2 (MCS0)	19.21
	5785	157	ax (20MHz)	6.5/7.2 (MCS0)	19.07
	5825	165	ax (20MHz)	6.5/7.2 (MCS0)	19.09
	5755	151	n (40MHz)	13.5/15 (MCS0)	36.49
	5795	159	n (40MHz)	13.5/15 (MCS0)	36.47
	5755	151	ax (40MHz)	13.5/15 (MCS0)	38.00
	5795	159	ax (40MHz)	13.5/15 (MCS0)	37.68
	5775	155	ac (80MHz)	29.3/32.5 (MCS0)	76.34
	5775	155	ax (80MHz)	29.3/32.5 (MCS0)	76.89

Table 7-4. Conducted Bandwidth Measurements SISO ANT1

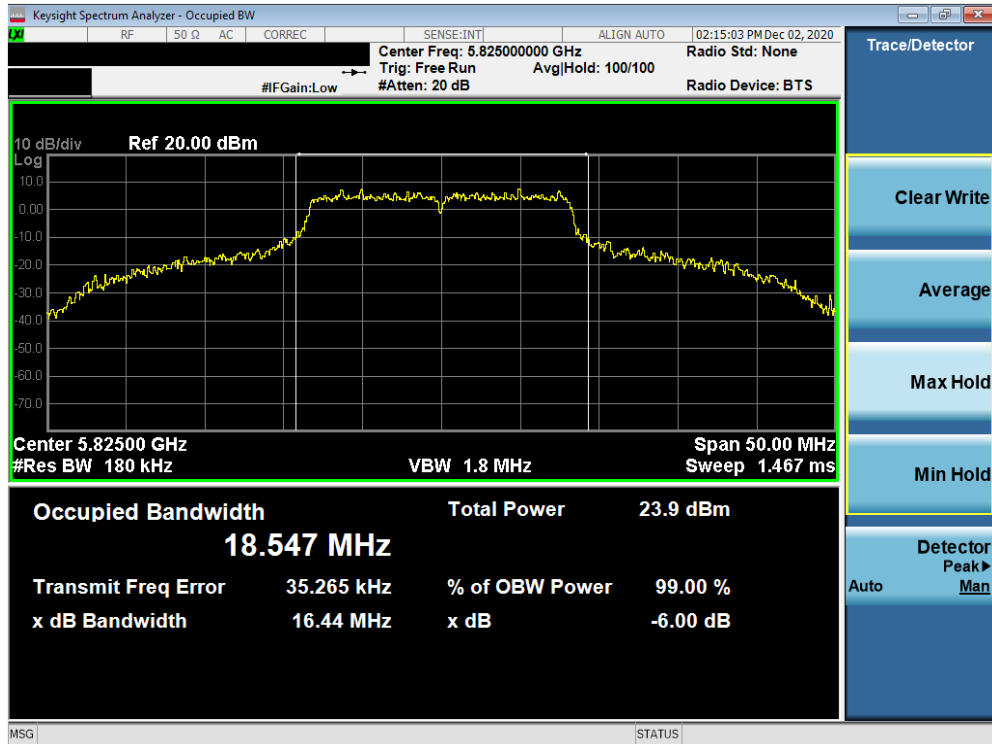


Plot 7-100. 6dB Bandwidth Plot SISO ANT1 (802.11a (UNII Band 3) – Ch. 149)

FCC ID: A3LSMG996U		MEASUREMENT REPORT (CERTIFICATION)		Approved by: Quality Manager
Test Report S/N: 1M2009140143-09.A3L	Test Dates: 09/15 - 12/01/2020	EUT Type: Portable Handset	Page 70 of 234	

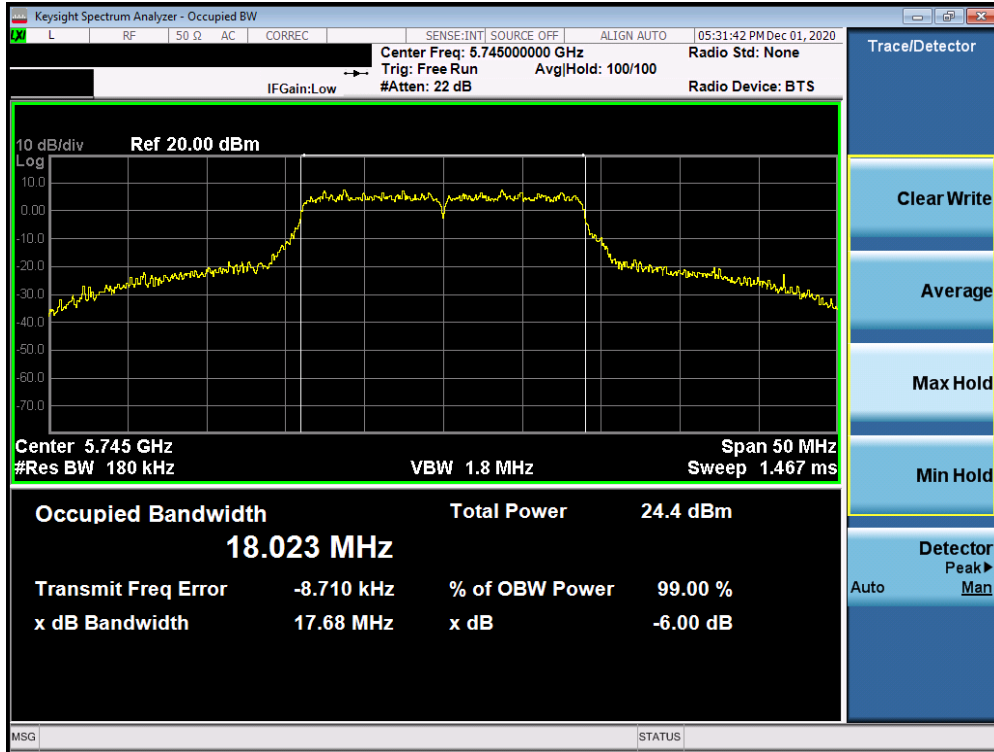


Plot 7-101. 6dB Bandwidth Plot SISO ANT1 (20MHz 802.11a (UNII Band 3) – Ch. 157)

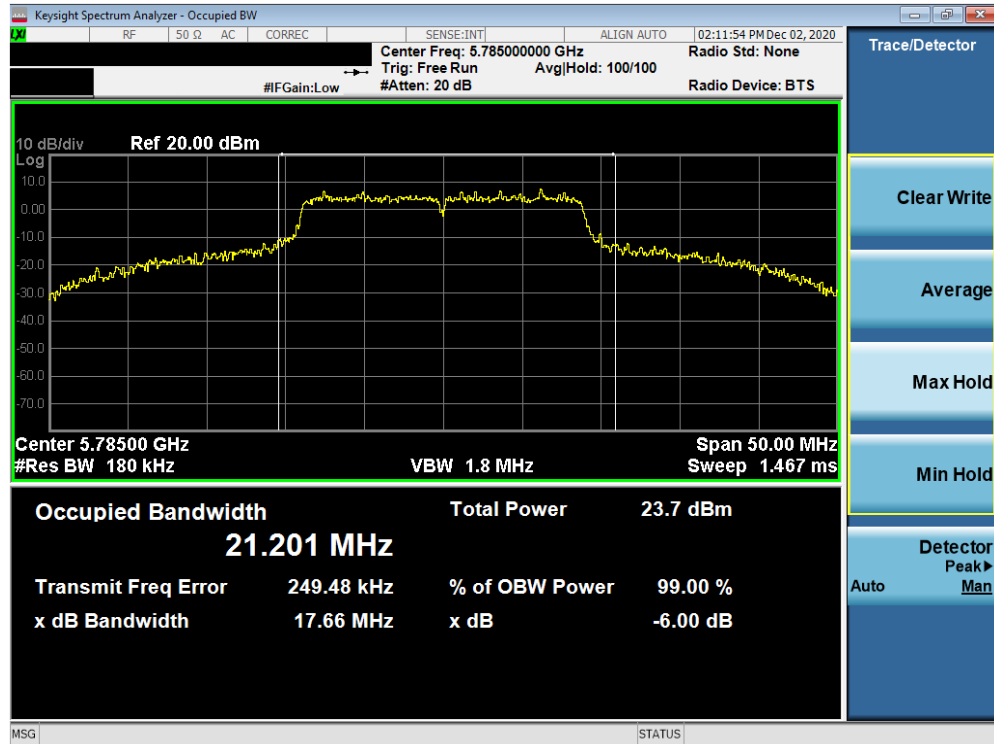


Plot 7-102. 6dB Bandwidth Plot SISO ANT1 (802.11a (UNII Band 3) – Ch. 165)

FCC ID: A3LSMG996U	PCTEST Proud to be part of element	MEASUREMENT REPORT (CERTIFICATION)	SAMSUNG	Approved by: Quality Manager
Test Report S/N: 1M2009140143-09.A3L	Test Dates: 09/15 - 12/01/2020	EUT Type: Portable Handset		Page 71 of 234

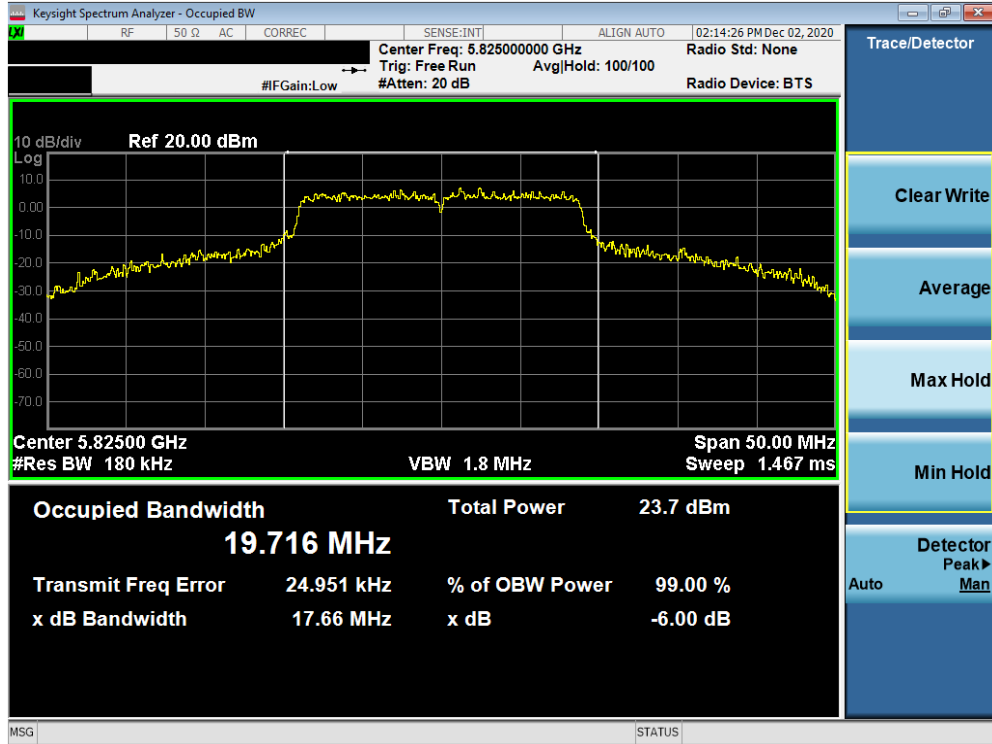


Plot 7-103. 6dB Bandwidth Plot SISO ANT1 (20MHz BW 802.11n (UNII Band 3) – Ch. 149)

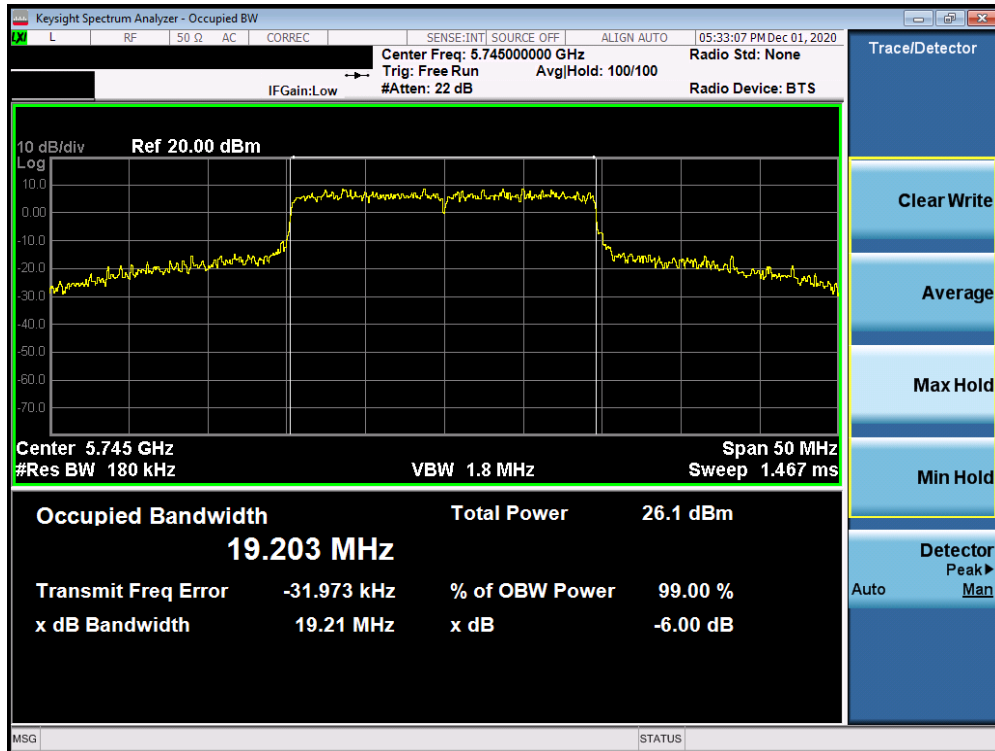


Plot 7-104. 6dB Bandwidth Plot SISO ANT1 (20MHz BW 802.11n (UNII Band 3) – Ch. 157)

FCC ID: A3LSMG996U	PCTEST Proud to be part of element	MEASUREMENT REPORT (CERTIFICATION)		Approved by: Quality Manager
Test Report S/N: 1M2009140143-09.A3L	Test Dates: 09/15 - 12/01/2020	EUT Type: Portable Handset	Page 72 of 234	

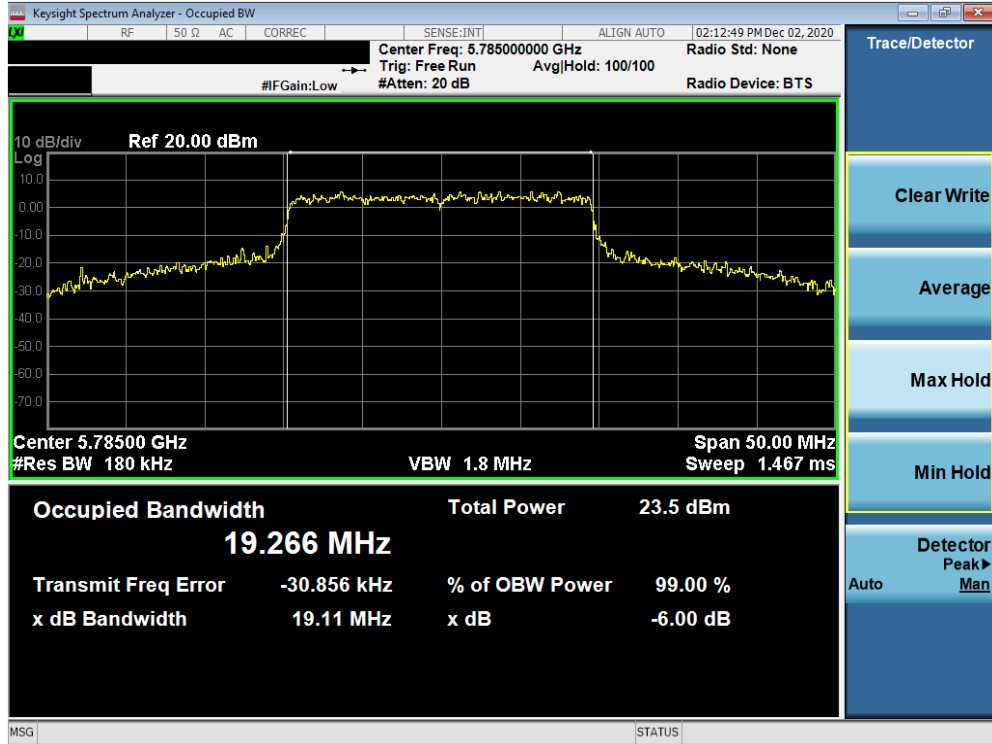


Plot 7-105. 6dB Bandwidth Plot SISO ANT1 (20MHz BW 802.11n (UNII Band 3) – Ch. 165)

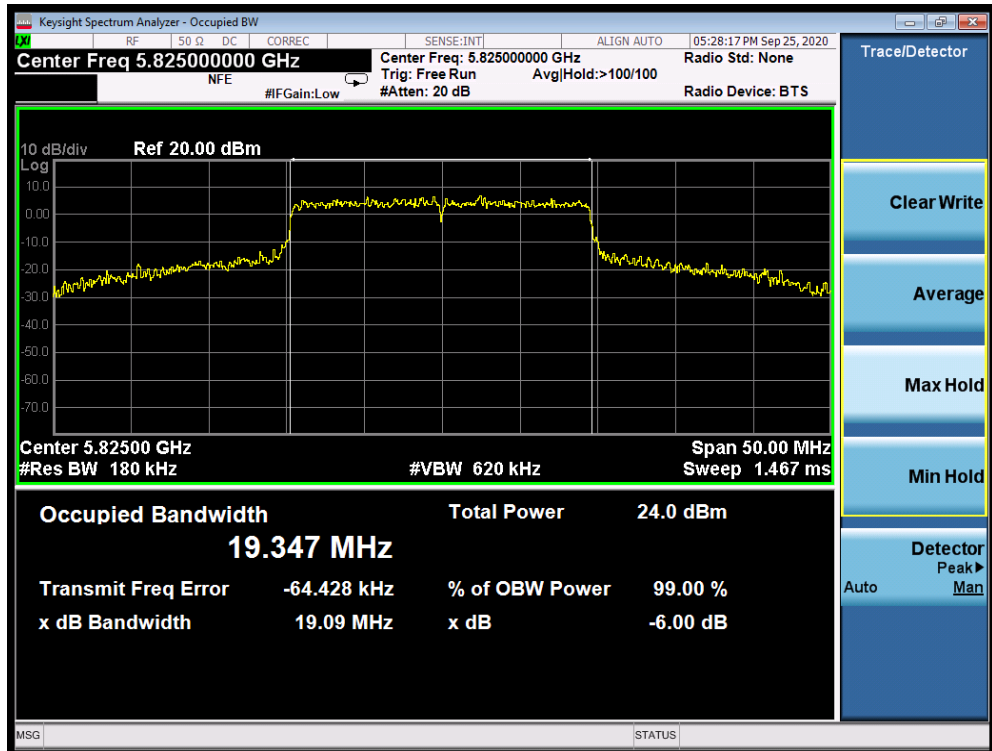


Plot 7-106. 6dB Bandwidth Plot SISO ANT1 (20MHz BW 802.11ax (UNII Band 3) – Ch. 149)

FCC ID: A3LSMG996U	PCTEST Proud to be part of element	MEASUREMENT REPORT (CERTIFICATION)	SAMSUNG	Approved by: Quality Manager
Test Report S/N: 1M2009140143-09.A3L	Test Dates: 09/15 - 12/01/2020	EUT Type: Portable Handset		Page 73 of 234

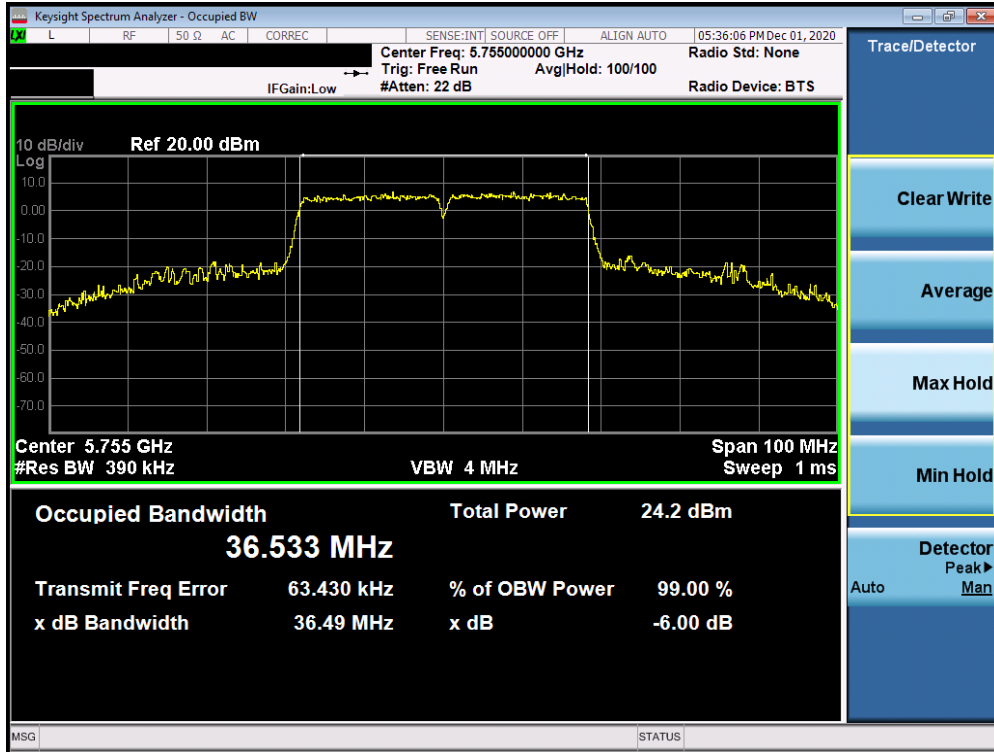


Plot 7-107. 6dB Bandwidth Plot SISO ANT1 (20MHz BW 802.11ax (UNII Band 3) – Ch. 157)



Plot 7-108. 6dB Bandwidth Plot SISO ANT1 (20MHz BW 802.11ax (UNII Band 3) – Ch. 165)

FCC ID: A3LSMG996U	PCTEST Proud to be part of element	MEASUREMENT REPORT (CERTIFICATION)	SAMSUNG	Approved by: Quality Manager
Test Report S/N: 1M2009140143-09.A3L	Test Dates: 09/15 - 12/01/2020	EUT Type: Portable Handset		Page 74 of 234

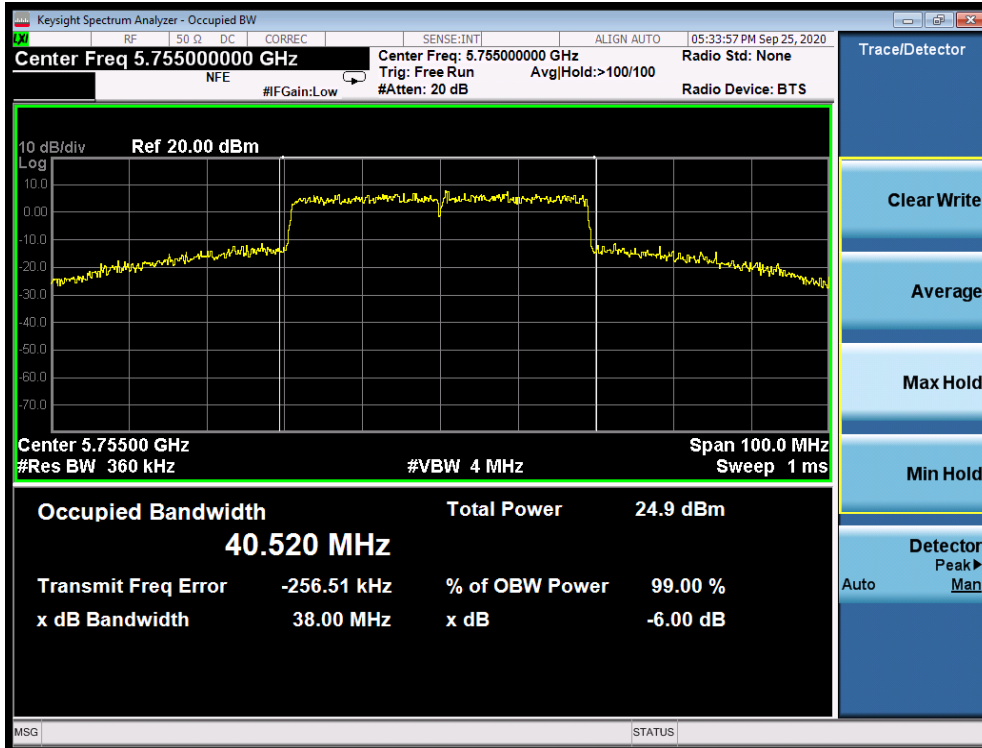


Plot 7-109. 6dB Bandwidth Plot SISO ANT1 (40MHz BW 802.11n (UNII Band 3) – Ch. 151)

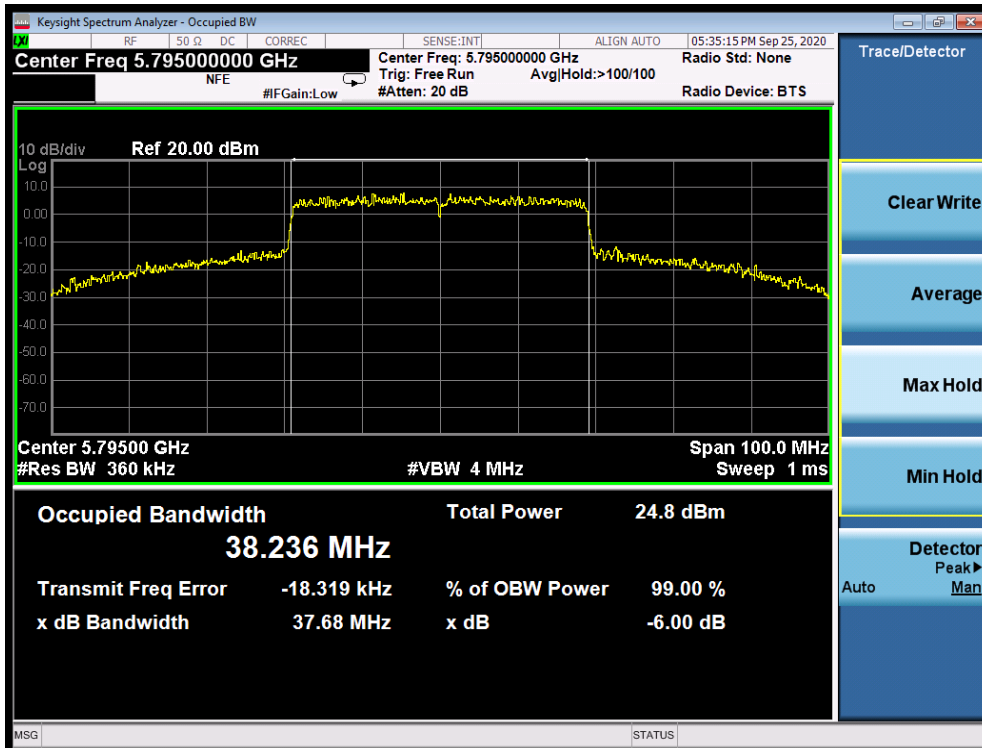


Plot 7-110. 6dB Bandwidth Plot SISO ANT1 (40MHz BW 802.11n (UNII Band 3) – Ch. 159)

FCC ID: A3LSMG996U	PCTEST Proud to be part of element	MEASUREMENT REPORT (CERTIFICATION)	SAMSUNG	Approved by: Quality Manager
Test Report S/N: 1M2009140143-09.A3L	Test Dates: 09/15 - 12/01/2020	EUT Type: Portable Handset		Page 75 of 234

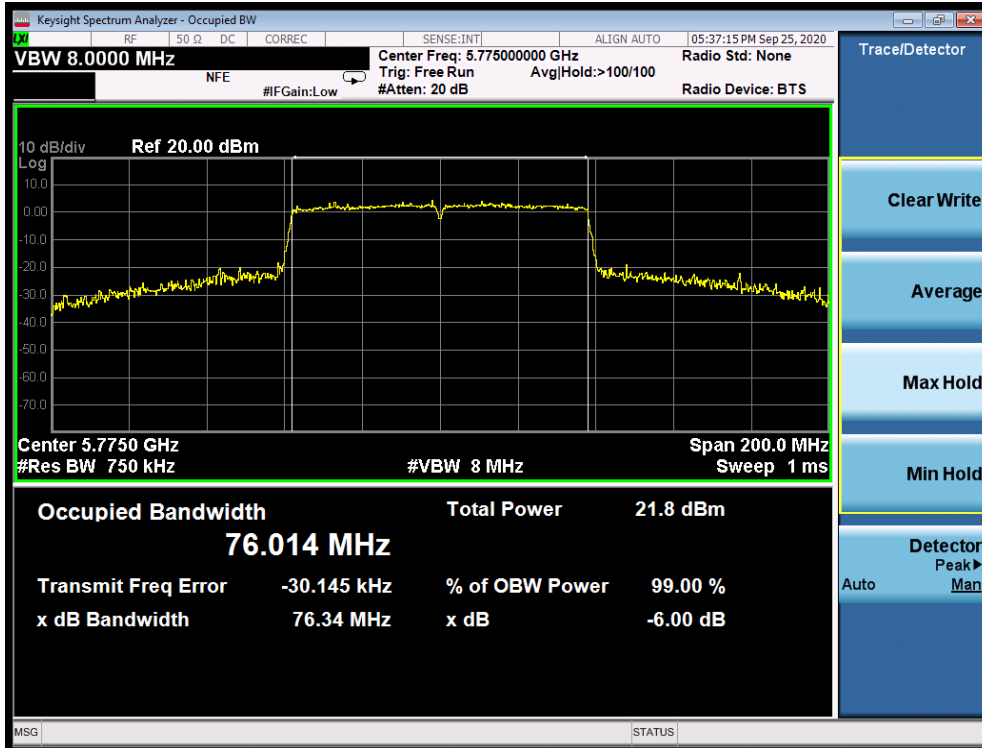


Plot 7-111. 6dB Bandwidth Plot SISO ANT1 (40MHz BW 802.11ax (UNII Band 3) – Ch. 151)

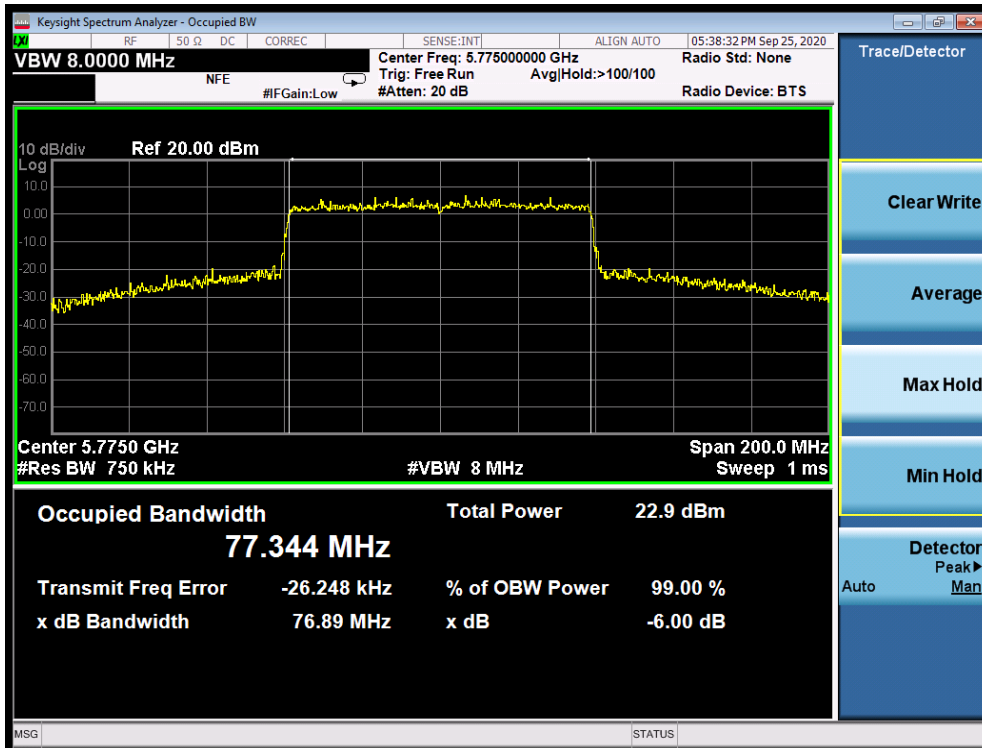


Plot 7-112. 6dB Bandwidth Plot SISO ANT1 (40MHz BW 802.11ax (UNII Band 3) – Ch. 151)

FCC ID: A3LSMG996U	PCTEST Proud to be part of element	MEASUREMENT REPORT (CERTIFICATION)	SAMSUNG	Approved by: Quality Manager
Test Report S/N: 1M2009140143-09.A3L	Test Dates: 09/15 - 12/01/2020	EUT Type: Portable Handset		Page 76 of 234



Plot 7-113. 6dB Bandwidth Plot SISO ANT1 (80MHz BW 802.11ac (UNII Band 3) – Ch. 155)



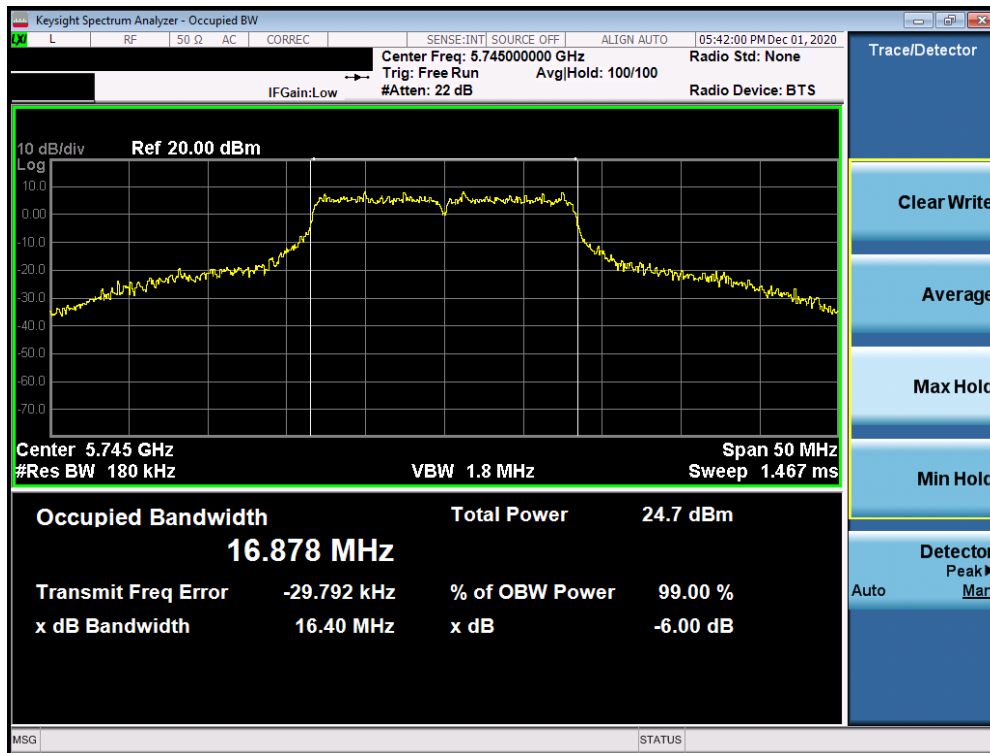
Plot 7-114. 6dB Bandwidth Plot SISO ANT1 (80MHz BW 802.11ax (UNII Band 3) – Ch. 155)

FCC ID: A3LSMG996U	PCTEST Proud to be part of element	MEASUREMENT REPORT (CERTIFICATION)	SAMSUNG	Approved by: Quality Manager
Test Report S/N: 1M2009140143-09.A3L	Test Dates: 09/15 - 12/01/2020	EUT Type: Portable Handset		Page 77 of 234

SISO Antenna-2 6dB Bandwidth Measurements

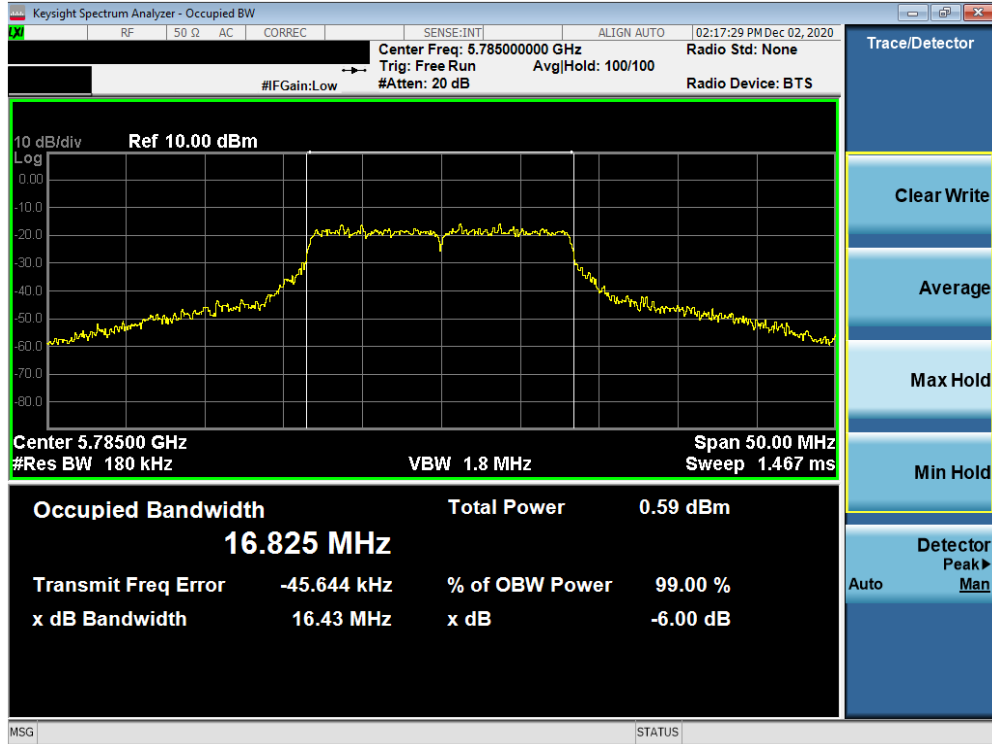
	Frequency [MHz]	Channel No.	802.11 Mode	Data Rate [Mbps]	Measured 6dB Bandwidth [MHz]
Band 3	5745	149	a	6	16.40
	5785	157	a	6	16.43
	5825	165	a	6	16.36
	5745	149	n (20MHz)	6.5/7.2 (MCS0)	17.65
	5785	157	n (20MHz)	6.5/7.2 (MCS0)	17.66
	5825	165	n (20MHz)	6.5/7.2 (MCS0)	17.70
	5745	149	ax (20MHz)	6.5/7.2 (MCS0)	19.18
	5785	157	ax (20MHz)	6.5/7.2 (MCS0)	19.18
	5825	165	ax (20MHz)	6.5/7.2 (MCS0)	19.10
	5755	151	n (40MHz)	13.5/15 (MCS0)	36.54
	5795	159	n (40MHz)	13.5/15 (MCS0)	36.46
	5755	151	ax (40MHz)	13.5/15 (MCS0)	37.83
	5795	159	ax (40MHz)	13.5/15 (MCS0)	37.79
	5775	155	ac (80MHz)	29.3/32.5 (MCS0)	76.03
	5775	155	ax (80MHz)	29.3/32.5 (MCS0)	77.51

Table 7-5. Conducted Bandwidth Measurements SISO ANT2

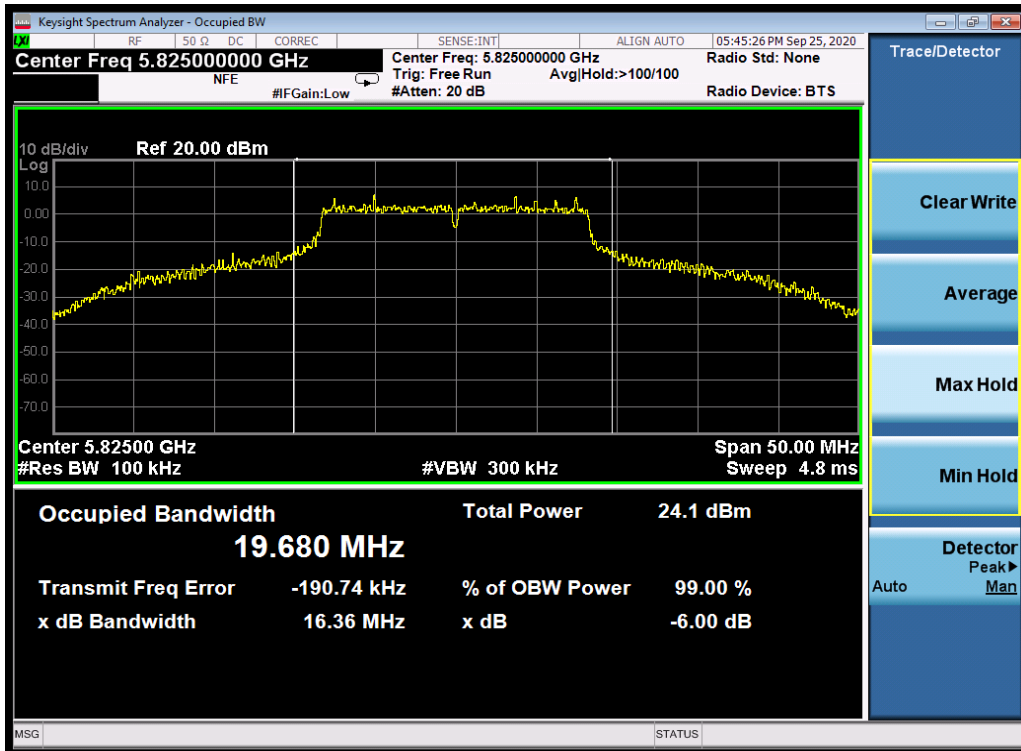


Plot 7-115. 6dB Bandwidth Plot SISO ANT2 (802.11a (UNII Band 3) – Ch. 149)

FCC ID: A3LSMG996U		MEASUREMENT REPORT (CERTIFICATION)		Approved by: Quality Manager
Test Report S/N: 1M2009140143-09.A3L	Test Dates: 09/15 - 12/01/2020	EUT Type: Portable Handset		Page 78 of 234

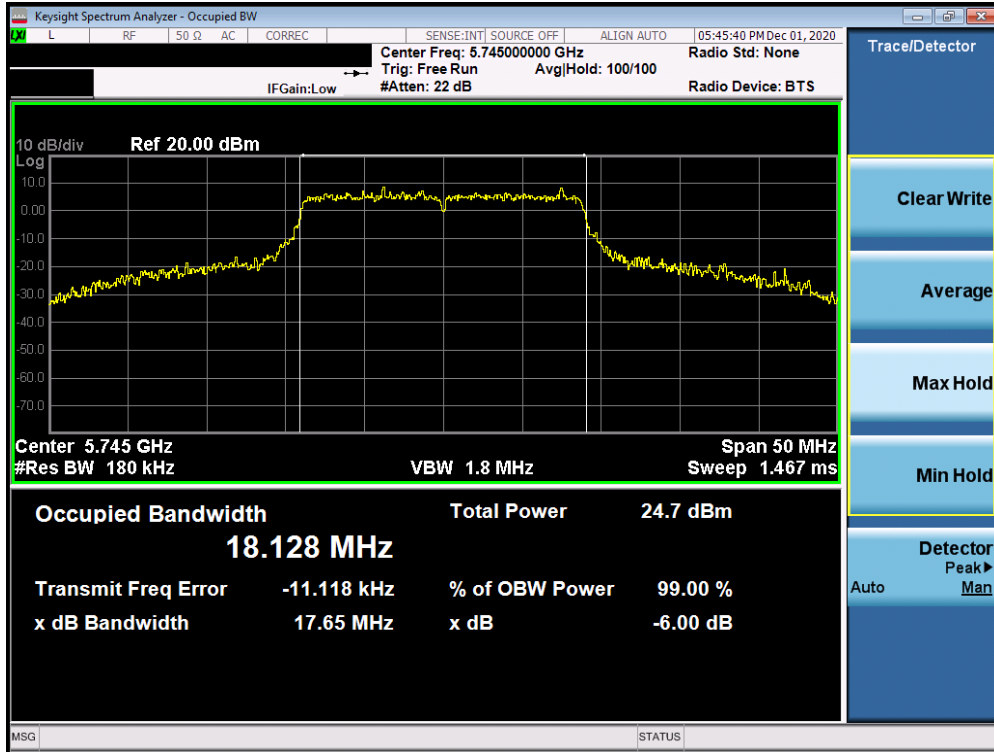


Plot 7-116. 6dB Bandwidth Plot SISO ANT2 (802.11a (UNII Band 3) – Ch. 157)

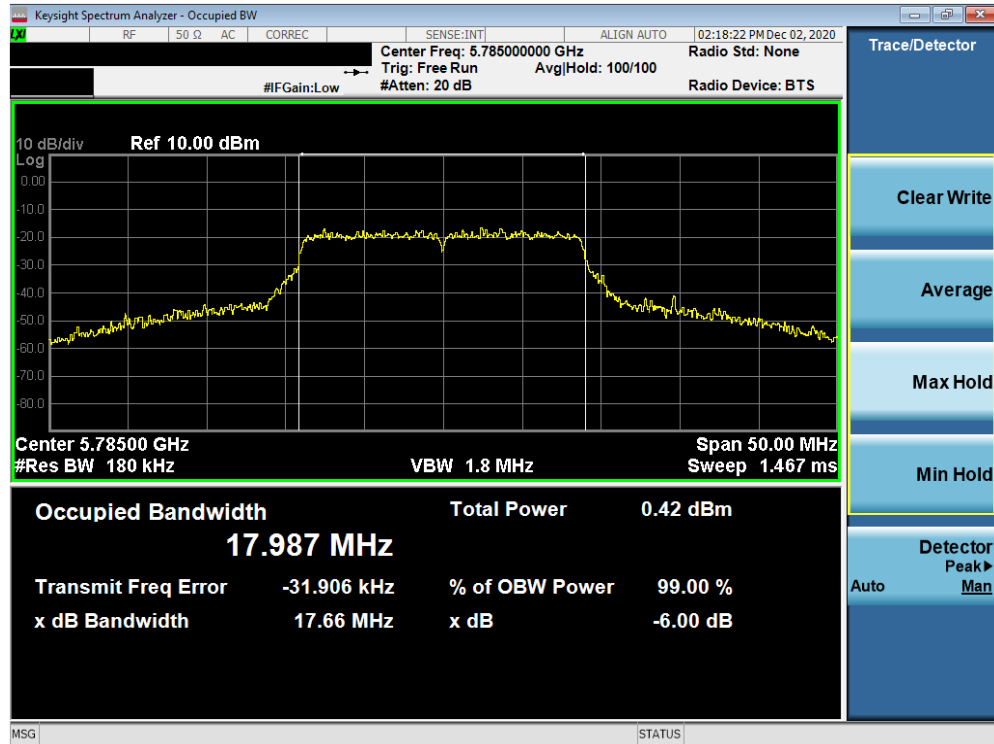


Plot 7-117. 6dB Bandwidth Plot SISO ANT2 (802.11a (UNII Band 3) – Ch. 165)

FCC ID: A3LSMG996U	PCTEST Proud to be part of element	MEASUREMENT REPORT (CERTIFICATION)	SAMSUNG	Approved by: Quality Manager
Test Report S/N: 1M2009140143-09.A3L	Test Dates: 09/15 - 12/01/2020	EUT Type: Portable Handset		Page 79 of 234

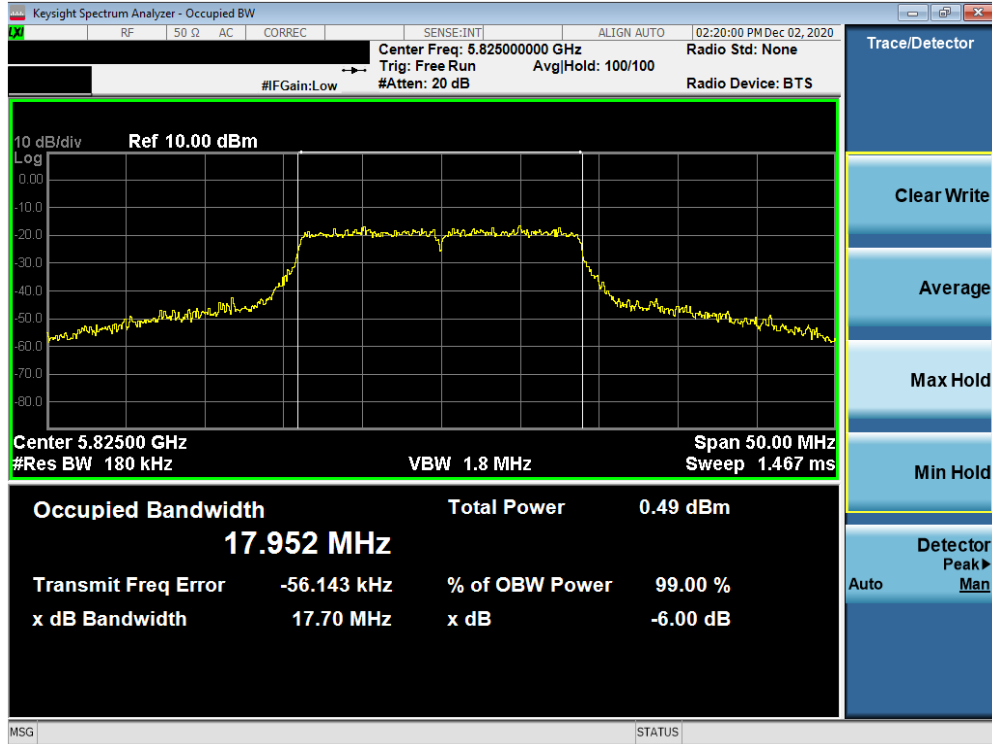


Plot 7-118. 6dB Bandwidth Plot SISO ANT2 (20MHz BW 802.11n (UNII Band 3) – Ch. 149)

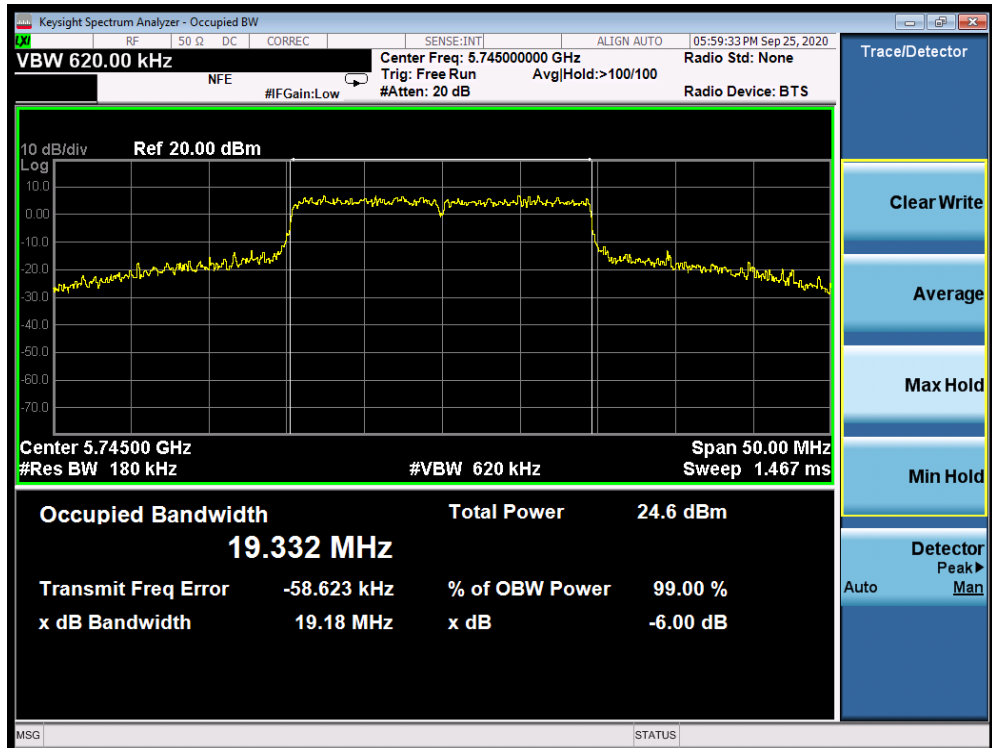


Plot 7-119. 6dB Bandwidth Plot SISO ANT2 (20MHz BW 802.11n (UNII Band 3) – Ch. 157)

FCC ID: A3LSMG996U	PCTEST Proud to be part of element	MEASUREMENT REPORT (CERTIFICATION)		Approved by: Quality Manager
Test Report S/N: 1M2009140143-09.A3L	Test Dates: 09/15 - 12/01/2020	EUT Type: Portable Handset		Page 80 of 234



Plot 7-120. 6dB Bandwidth Plot SISO ANT2 (20MHz BW 802.11n (UNII Band 3) – Ch. 165)

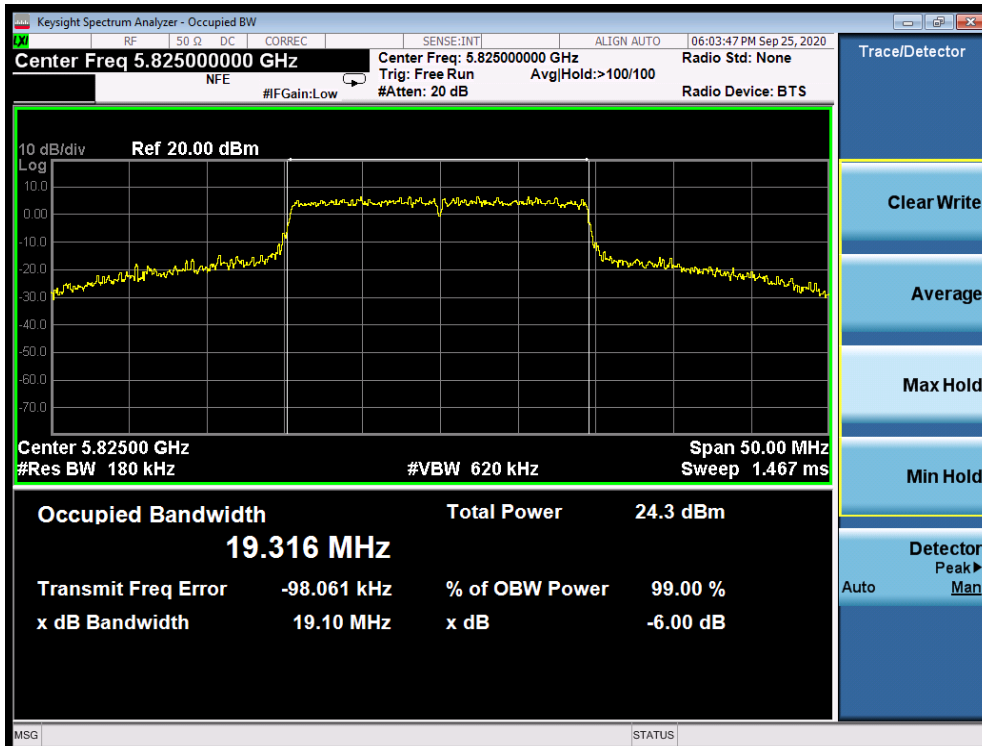


Plot 7-121. 6dB Bandwidth Plot SISO ANT2 (20MHz BW 802.11ax (UNII Band 3) – Ch. 149)

FCC ID: A3LSMG996U	PCTEST Proud to be part of element	MEASUREMENT REPORT (CERTIFICATION)	SAMSUNG	Approved by: Quality Manager
Test Report S/N: 1M2009140143-09.A3L	Test Dates: 09/15 - 12/01/2020	EUT Type: Portable Handset		Page 81 of 234

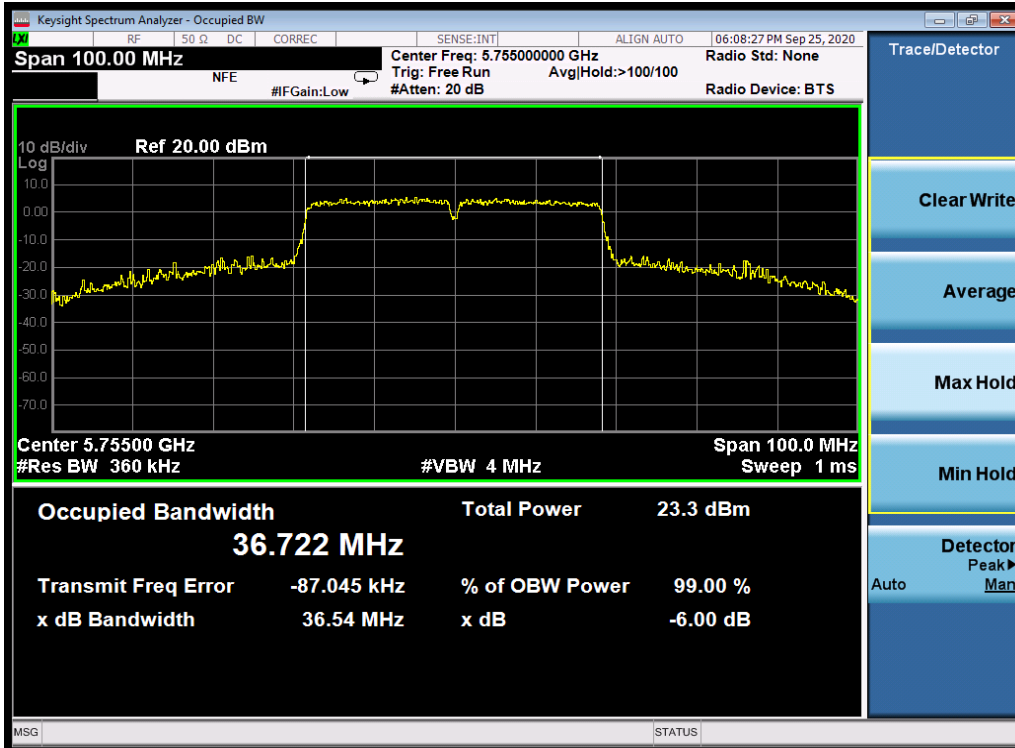


Plot 7-122. 6dB Bandwidth Plot SISO ANT2 (20MHz BW 802.11ax (UNII Band 3) – Ch. 157)

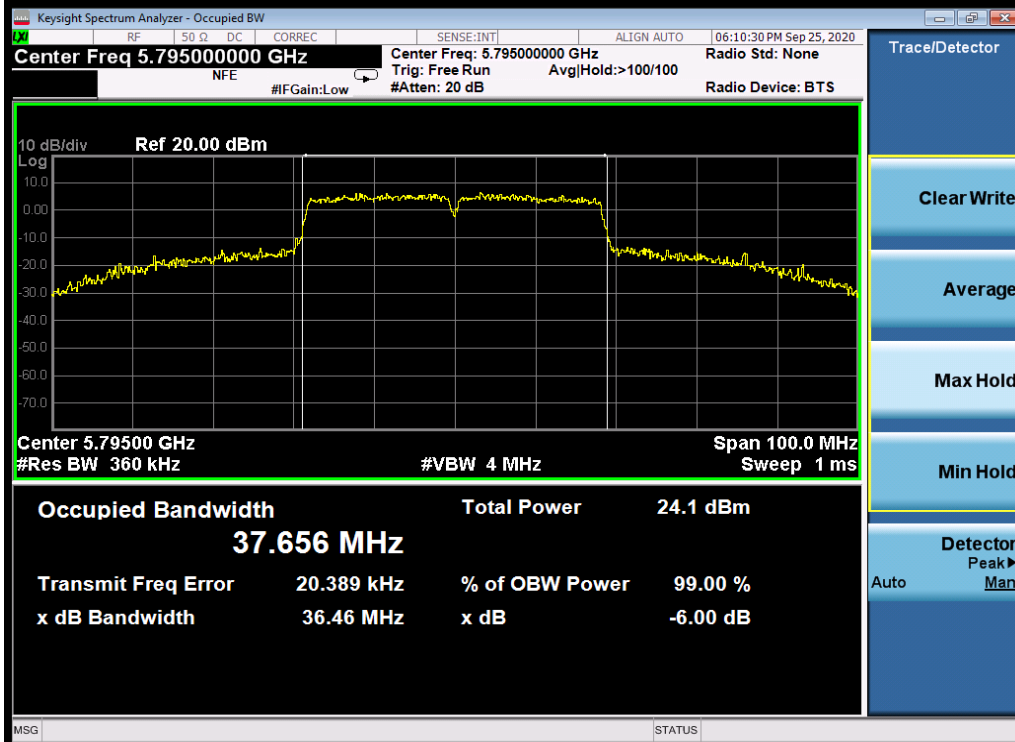


Plot 7-123. 6dB Bandwidth Plot SISO ANT2 (20MHz BW 802.11ax (UNII Band 3) – Ch. 165)

FCC ID: A3LSMG996U	 PCTEST Proud to be part of 	MEASUREMENT REPORT (CERTIFICATION)		Approved by: Quality Manager
Test Report S/N: 1M2009140143-09.A3L	Test Dates: 09/15 - 12/01/2020	EUT Type: Portable Handset		Page 82 of 234



Plot 7-124. 6dB Bandwidth Plot SISO ANT2 (40MHz BW 802.11n (UNII Band 3) – Ch. 151)



Plot 7-125. 6dB Bandwidth Plot SISO ANT2 (40MHz BW 802.11n (UNII Band 3) – Ch. 159)

FCC ID: A3LSMG996U	PCTEST Proud to be part of element	MEASUREMENT REPORT (CERTIFICATION)	SAMSUNG	Approved by: Quality Manager
Test Report S/N: 1M2009140143-09.A3L	Test Dates: 09/15 - 12/01/2020	EUT Type: Portable Handset		Page 83 of 234

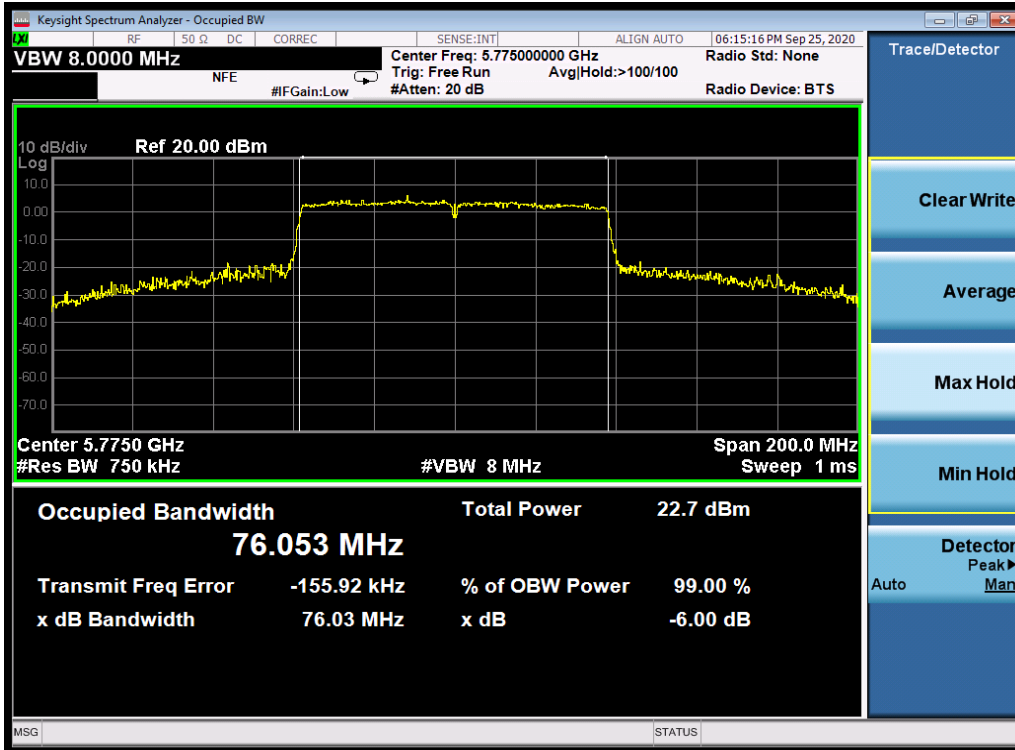


Plot 7-126. 6dB Bandwidth Plot SISO ANT2 (40MHz BW 802.11ax (UNII Band 3) – Ch. 151)

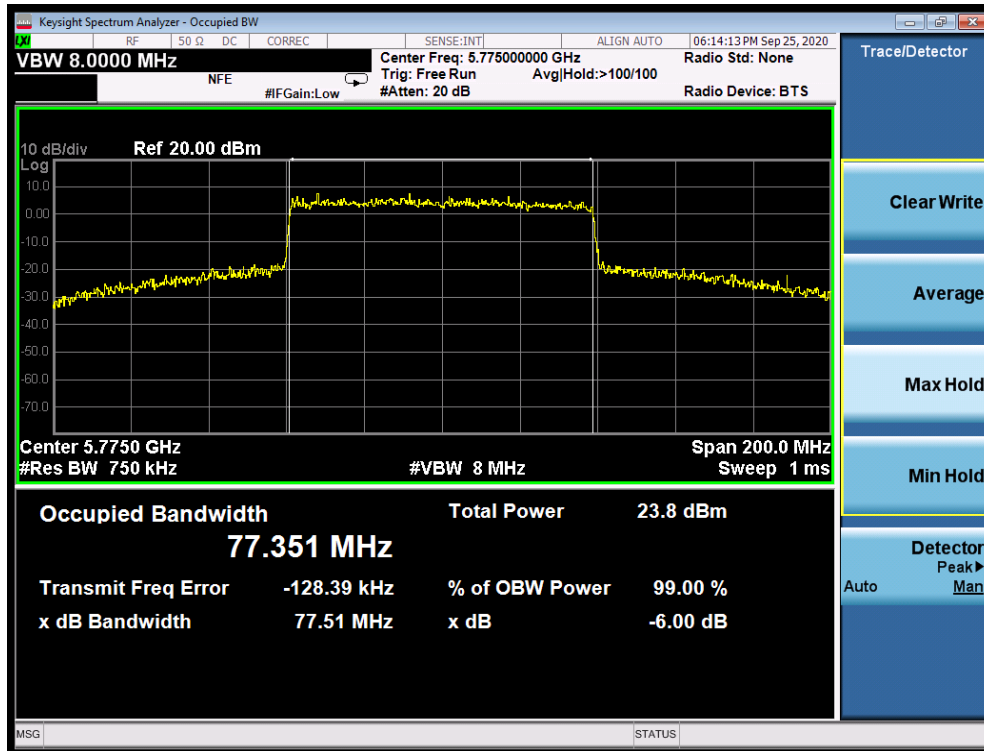


Plot 7-127. 6dB Bandwidth Plot SISO ANT2 (40MHz BW 802.11ax (UNII Band 3) – Ch. 151)

FCC ID: A3LSMG996U	 PCTEST Proud to be part of 	MEASUREMENT REPORT (CERTIFICATION)		Approved by: Quality Manager
Test Report S/N: 1M2009140143-09.A3L	Test Dates: 09/15 - 12/01/2020	EUT Type: Portable Handset		Page 84 of 234



Plot 7-128. 6dB Bandwidth Plot SISO ANT2 (80MHz BW 802.11ac (UNII Band 3) – Ch. 155)



Plot 7-129. 6dB Bandwidth Plot SISO ANT2 (80MHz BW 802.11ax (UNII Band 3) – Ch. 155)

FCC ID: A3LSMG996U	PCTEST Proud to be part of element	MEASUREMENT REPORT (CERTIFICATION)	SAMSUNG	Approved by: Quality Manager
Test Report S/N: 1M2009140143-09.A3L	Test Dates: 09/15 - 12/01/2020	EUT Type: Portable Handset		Page 85 of 234

7.4 UNII Output Power Measurement – 802.11a/n/ac/ax §15.407(a.1.iv) §15.407(a.2) §15.407(a.3); RSS-247 [6.2]

Test Overview and Limits

A transmitter antenna terminal of the EUT is connected to the input of an RF pulse power sensor. Measurement is made using a broadband average power meter while the EUT is operating at its maximum duty cycle, at its maximum power control level, as defined in ANSI C63.10-2013 and KDB 789033 D02 v02r01, and at the appropriate frequencies.

In the 5.15 – 5.25GHz band, the maximum permissible conducted output power is 250mW (23.98dBm). The maximum e.i.r.p. shall not exceed the lesser of 200 mW or $10 + 10 \log_{10}B$, dBm.

In the 5.25 – 5.35GHz band, the maximum permissible conducted output power is the lesser of 250mW (23.98dBm) or $11 \text{ dBm} + 10\log_{10}(26\text{dB BW}) = 11 \text{ dBm} + 10\log_{10}(36.12) = 26.58\text{dBm}$. The maximum e.i.r.p. shall not exceed the lesser of 1.0 W or $17 + 10 \log_{10}B$, dBm.

In the 5.47 – 5.725GHz band, the maximum permissible conducted output power is the lesser of 250mW (23.98dBm) or $11 \text{ dBm} + 10\log_{10}(26\text{dB BW}) = 11 \text{ dBm} + 10\log_{10}(34.82) = 26.42\text{dBm}$. The maximum e.i.r.p. shall not exceed the lesser of 1.0 W or $17 + 10 \log_{10}B$, dBm.

In the 5.725 – 5.850GHz band, the maximum permissible conducted output power is 1W (30dBm). The maximum e.i.r.p. is 36 dBm.

Test Procedure Used

ANSI C63.10-2013 – Section 12.3.3.2 Method PM-G
KDB 789033 D02 v02r01 – Section E)3)b) Method PM-G
ANSI C63.10-2013 – Section 14.2 Measure-and-Sum Technique
KDB 662911 v02r01 – Section E)1) Measure-and-Sum Technique

Test Settings

Average power measurements were performed only when the EUT was transmitting at its maximum power control level using a broadband power meter with a pulse sensor. The power meter implemented triggering and gating capabilities which were set up such that power measurements were recorded only during the ON time of the transmitter. The trace was averaged over 100 traces to obtain the final measured average power.

Test Setup

The EUT and measurement equipment were set up as shown in the diagram below.



Figure 7-3. Test Instrument & Measurement Setup

Test Notes

Per RSS-247 Section 6.2.3, transmission on channels which overlap the 5600-5650 MHz is prohibited. This device operates under these frequencies only under the control of a certified master device and does not support active scanning on these channels. This device does not transmit any beacons or initiate any transmissions in UNII Bands 2A or 2C.

FCC ID: A3LSMG996U		MEASUREMENT REPORT (CERTIFICATION)		Approved by: Quality Manager
Test Report S/N: 1M2009140143-09.A3L	Test Dates: 09/15 - 12/01/2020	EUT Type: Portable Handset	Page 86 of 234	

SISO Antenna-1 Conducted Output Power Measurements

Freq [MHz]	Channel	Detector	IEEE Transmission Mode				Conducted Power Limit [dBm]	Conducted Power Margin [dB]	Ant. Gain [dBi]	Max e.i.r.p. [dBm]	Max e.i.r.p. Limit [dBm]	e.i.r.p. Margin [dB]
			802.11a	802.11n	802.11ac	802.11ax						
5180	36	AVG	18.21	18.10	18.23	14.96	23.98	-5.75	-2.25	15.98	23.01	-7.03
5200	40	AVG	18.27	18.07	18.30	17.57	23.98	-5.68	-2.25	16.05	23.01	-6.96
5220	44	AVG	18.49	18.13	18.21	17.61	23.98	-5.49	-2.25	16.24	23.01	-6.77
5240	48	AVG	18.31	18.12	18.24	17.59	23.98	-5.67	-2.25	16.06	23.01	-6.95
5260	52	AVG	18.30	17.97	18.12	17.45	23.98	-5.68	-2.25	16.05	30.00	-13.95
5280	56	AVG	18.35	17.95	18.18	17.46	23.98	-5.63	-2.25	16.10	30.00	-13.90
5300	60	AVG	18.44	18.15	18.20	17.50	23.98	-5.54	-2.25	16.19	30.00	-13.81
5320	64	AVG	17.17	16.39	16.41	14.92	23.98	-6.81	-2.25	14.92	30.00	-15.08
5500	100	AVG	15.72	15.79	15.81	15.95	23.98	-8.17	-13.87	1.94	30.00	-28.06
5600	120	AVG	18.38	18.05	18.05	17.27	23.98	-5.60	-13.87	4.51	-	-
5620	124	AVG	18.46	18.03	18.06	17.21	23.98	-5.52	-13.87	4.59	-	-
5720	144	AVG	18.28	18.46	18.48	17.45	23.98	-5.50	-13.87	4.61	30.00	-25.39
5745	149	AVG	18.20	18.43	18.45	17.28	30.00	-11.55	-13.87	4.58	-	-
5785	157	AVG	18.32	18.39	18.47	17.26	30.00	-11.53	-13.87	4.60	-	-
5825	165	AVG	18.15	18.21	18.21	17.16	30.00	-11.79	-13.87	4.34	-	-

Table 7-6. SISO ANT1 20MHz BW (UNII) Maximum Conducted Output Power

Freq [MHz]	Channel	Detector	IEEE Transmission Mode			Conducted Power Limit [dBm]	Conducted Power Margin [dB]	Ant. Gain [dBi]	Max e.i.r.p. [dBm]	Max e.i.r.p. Limit [dBm]	e.i.r.p. Margin [dB]
			802.11n	802.11ac	802.11ax						
5190	38	AVG	13.62	13.64	12.92	23.98	-10.34	-2.25	11.39	23.01	-11.62
5230	46	AVG	17.48	16.76	16.69	23.98	-6.50	-2.25	15.23	23.01	-7.78
5270	54	AVG	17.25	17.18	16.22	23.98	-6.73	-2.25	15.00	30.00	-15.00
5310	62	AVG	13.45	13.48	12.87	23.98	-10.50	-2.25	11.23	30.00	-18.77
5510	102	AVG	14.13	14.17	13.43	23.98	-9.81	-13.87	0.30	30.00	-29.70
5590	118	AVG	17.11	17.00	16.30	23.98	-6.87	-13.87	3.24	-	-
5630	126	AVG	17.16	17.00	16.40	23.98	-6.82	-13.87	3.29	-	-
5710	142	AVG	17.24	16.86	16.09	23.98	-6.74	-13.87	3.37	30.00	-26.63
5755	151	AVG	17.15	16.53	16.92	30.00	-12.85	-13.87	3.28	-	-
5795	159	AVG	17.00	17.34	16.57	30.00	-12.66	-13.87	3.47	-	-

Table 7-7. SISO ANT1 40MHz BW (UNII) Maximum Conducted Output Power

Freq [MHz]	Channel	Detector	IEEE Transmission Mode		Conducted Power Limit [dBm]	Conducted Power Margin [dB]	Ant. Gain [dBi]	Max e.i.r.p. [dBm]	Max e.i.r.p. Limit [dBm]	e.i.r.p. Margin [dB]
			802.11ac	802.11ax						
5210	42	AVG	12.28	13.61	23.98	-11.70	-2.25	10.03	23.01	-12.98
5290	58	AVG	12.31	12.47	23.98	-11.67	-2.25	10.06	30.00	-19.94
5530	106	AVG	13.27	12.47	23.98	-10.71	-13.87	-0.60	30.00	-30.60
5610	122	AVG	16.07	15.38	23.98	-7.91	-13.87	2.20	-	-
5690	138	AVG	16.00	15.33	23.98	-7.98	-13.87	2.13	30.00	-27.87
5775	155	AVG	15.70	15.70	30.00	-14.30	-13.87	1.83	-	-

Table 7-8. SISO ANT1 80MHz BW (UNII) Maximum Conducted Output Power

FCC ID: A3LSMG996U			MEASUREMENT REPORT (CERTIFICATION)		Approved by: Quality Manager
Test Report S/N: 1M2009140143-09.A3L	Test Dates: 09/15 - 12/01/2020	EUT Type: Portable Handset	Page 87 of 234		

SISO Antenna-2 Conducted Output Power Measurements

Freq [MHz]	Channel	Detector	IEEE Transmission Mode				Conducted Power Limit [dBm]	Conducted Power Margin [dB]	Ant. Gain [dBi]	Max e.i.r.p. [dBm]	Max e.i.r.p. Limit [dBm]	e.i.r.p. Margin [dB]
			802.11a	802.11n	802.11ac	802.11ax						
5180	36	AVG	17.46	17.45	17.45	14.74	23.98	-6.52	-1.53	15.93	23.01	-7.08
5200	40	AVG	17.42	17.43	17.41	16.87	23.98	-6.55	-1.53	15.90	23.01	-7.11
5220	44	AVG	17.45	17.44	17.43	16.83	23.98	-6.53	-1.53	15.92	23.01	-7.09
5240	48	AVG	17.47	17.49	17.49	16.95	23.98	-6.49	-1.53	15.96	23.01	-7.05
5260	52	AVG	17.49	17.48	17.48	16.97	23.98	-6.49	-1.53	15.96	30.00	-14.04
5280	56	AVG	16.84	16.81	16.88	16.99	23.98	-7.10	-1.53	15.35	30.00	-14.65
5300	60	AVG	16.98	16.95	16.91	16.27	23.98	-7.00	-1.53	15.45	30.00	-14.55
5320	64	AVG	16.63	16.73	16.64	14.14	23.98	-7.25	-1.53	15.20	30.00	-14.80
5500	100	AVG	16.46	16.47	16.43	15.87	23.98	-7.51	-1.08	15.39	30.00	-14.61
5600	120	AVG	16.81	16.87	16.85	16.28	23.98	-7.11	-1.08	15.79	-	-
5620	124	AVG	16.76	16.80	16.78	16.95	23.98	-7.18	-1.08	15.72	-	-
5720	144	AVG	17.37	17.37	17.32	16.71	23.98	-6.61	-1.08	16.29	30.00	-13.71
5745	149	AVG	17.46	17.44	17.45	16.72	30.00	-12.54	-1.08	16.38	-	-
5785	157	AVG	17.48	17.48	17.42	16.71	30.00	-12.52	-1.08	16.40	-	-
5825	165	AVG	17.29	17.47	17.34	16.57	30.00	-12.53	-1.08	16.39	-	-

Table 7-9. SISO ANT2 20MHz BW (UNII) Maximum Conducted Output Power

Freq [MHz]	Channel	Detector	IEEE Transmission Mode			Conducted Power Limit [dBm]	Conducted Power Margin [dB]	Ant. Gain [dBi]	Max e.i.r.p. [dBm]	Max e.i.r.p. Limit [dBm]	e.i.r.p. Margin [dB]
			802.11n	802.11ac	802.11ax						
5190	38	AVG	14.34	14.31	13.43	23.98	-9.64	-1.53	12.81	23.01	-10.20
5230	46	AVG	16.49	16.49	15.84	23.98	-7.49	-1.53	14.96	23.01	-8.05
5270	54	AVG	15.71	15.66	15.89	23.98	-8.27	-1.53	14.18	30.00	-15.82
5310	62	AVG	12.63	12.62	12.87	23.98	-11.35	-1.53	11.10	30.00	-18.90
5510	102	AVG	13.74	13.66	12.92	23.98	-10.24	-1.08	12.66	30.00	-17.34
5590	118	AVG	15.81	15.91	15.94	23.98	-8.07	-1.08	14.83	-	-
5630	126	AVG	15.90	15.86	15.98	23.98	-8.08	-1.08	14.82	-	-
5710	142	AVG	15.66	15.72	15.87	23.98	-8.26	-1.08	14.64	30.00	-15.36
5755	151	AVG	15.83	15.93	15.92	30.00	-14.07	-1.08	14.85	-	-
5795	159	AVG	15.75	15.68	15.85	30.00	-14.25	-1.08	14.67	-	-

Table 7-10. SISO ANT2 40MHz BW (UNII) Maximum Conducted Output Power

Freq [MHz]	Channel	Detector	IEEE Transmission Mode		Conducted Power Limit [dBm]	Conducted Power Margin [dB]	Ant. Gain [dBi]	Max e.i.r.p. [dBm]	Max e.i.r.p. Limit [dBm]	e.i.r.p. Margin [dB]
			802.11ac	802.11ax						
5210	42	AVG	12.87	12.99	23.98	-11.11	-1.53	11.34	23.01	-11.67
5290	58	AVG	12.62	11.86	23.98	-11.36	-1.53	11.09	30.00	-18.91
5530	106	AVG	13.07	12.41	23.98	-10.91	-1.08	11.99	30.00	-18.01
5610	122	AVG	15.2	14.42	23.98	-8.78	-1.08	14.12	-	-
5690	138	AVG	15.01	14.26	23.98	-8.97	-1.08	13.93	30.00	-16.07
5775	155	AVG	14.85	14.83	30.00	-15.15	-1.08	13.77	-	-

Table 7-11. SISO ANT2 80MHz BW (UNII) Maximum Conducted Output Power

FCC ID: A3LSMG996U			MEASUREMENT REPORT (CERTIFICATION)		Approved by: Quality Manager
Test Report S/N: 1M2009140143-09.A3L	Test Dates: 09/15 - 12/01/2020	EUT Type: Portable Handset	Page 88 of 234		


MIMO Maximum Conducted Output Power Measurements

5GHz (20MHz Bandwidth)	Freq [MHz]	Channel	Detector	Conducted Power [dBm]			Conducted Power Limit [dBm]	Conducted Power Margin [dB]	Directional Ant. Gain [dBi]	Max e.i.r.p. [dBm]	Max e.i.r.p. Limit [dBm]	e.i.r.p. Margin [dB]
				ANT1	ANT2	MIMO						
				5180	36	AVG						
5200	40	AVG	17.69	17.53	20.62	23.98	-3.36	1.13	21.75	23.01	-1.26	
5220	44	AVG	17.63	17.56	20.61	23.98	-3.37	1.13	21.74	23.01	-1.27	
5240	48	AVG	17.69	17.64	20.68	23.98	-3.30	1.13	21.81	23.01	-1.20	
5260	52	AVG	17.56	17.64	20.61	23.98	-3.37	1.13	21.74	30.00	-8.26	
5280	56	AVG	17.57	17.70	20.65	23.98	-3.33	1.13	21.78	30.00	-8.22	
5300	60	AVG	17.63	17.74	20.70	23.98	-3.28	1.13	21.83	30.00	-8.17	
5320	64	AVG	16.34	16.31	19.34	23.98	-4.64	1.13	20.47	30.00	-9.53	
5500	100	AVG	16.04	16.15	19.11	23.98	-4.87	1.13	20.24	30.00	-9.76	
5600	120	AVG	16.71	17.65	20.22	23.98	-3.76	1.13	21.35	-	-	
5620	124	AVG	16.86	17.67	20.29	23.98	-3.69	1.13	21.42	-	-	
5720	144	AVG	16.77	17.40	20.11	23.98	-3.87	1.13	21.24	30.00	-8.76	
5745	149	AVG	16.78	17.68	20.26	30.00	-9.74	1.13	21.39	-	-	
5785	157	AVG	16.67	17.72	20.24	30.00	-9.76	1.13	21.37	-	-	
5825	165	AVG	16.55	17.51	20.07	30.00	-9.93	1.13	21.20	-	-	

Table 7-12. MIMO 20MHz BW 802.11a (UNII) Maximum Conducted Output Power

5GHz (20MHz Bandwidth)	Freq [MHz]	Channel	Detector	Conducted Power [dBm]			Conducted Power Limit [dBm]	Conducted Power Margin [dB]	Directional Ant. Gain [dBi]	Max e.i.r.p. [dBm]	Max e.i.r.p. Limit [dBm]	e.i.r.p. Margin [dB]
				ANT1	ANT2	MIMO						
				5180	36	AVG						
5200	40	AVG	17.49	17.44	20.48	23.98	-3.50	1.13	21.61	23.01	-1.40	
5220	44	AVG	17.51	17.50	20.52	23.98	-3.46	1.13	21.65	23.01	-1.36	
5240	48	AVG	17.47	17.51	20.50	23.98	-3.48	1.13	21.63	23.01	-1.38	
5260	52	AVG	17.36	17.47	20.43	23.98	-3.55	1.13	21.56	30.00	-8.44	
5280	56	AVG	17.42	17.60	20.52	23.98	-3.46	1.13	21.65	30.00	-8.35	
5300	60	AVG	17.44	17.71	20.59	23.98	-3.39	1.13	21.72	30.00	-8.28	
5320	64	AVG	16.77	15.98	19.40	23.98	-4.58	1.13	20.53	30.00	-9.47	
5500	100	AVG	16.15	16.28	19.23	23.98	-4.75	1.13	20.36	30.00	-9.64	
5600	120	AVG	16.57	17.61	20.13	23.98	-3.85	1.13	21.26	-	-	
5620	124	AVG	16.51	17.67	20.14	23.98	-3.84	1.13	21.27	-	-	
5720	144	AVG	16.61	17.38	20.02	23.98	-3.96	1.13	21.15	30.00	-8.85	
5745	149	AVG	16.51	17.48	20.03	30.00	-9.97	1.13	21.16	-	-	
5785	157	AVG	16.48	17.36	19.95	30.00	-10.05	1.13	21.08	-	-	
5825	165	AVG	16.43	17.26	19.88	30.00	-10.12	1.13	21.01	-	-	

Table 7-13. MIMO 20MHz BW 802.11n (UNII) Maximum Conducted Output Power

FCC ID: A3LSMG996U		MEASUREMENT REPORT (CERTIFICATION)		Approved by: Quality Manager
Test Report S/N: 1M2009140143-09.A3L	Test Dates: 09/15 - 12/01/2020	EUT Type: Portable Handset	Page 89 of 234	

5GHz (20MHz Bandwidth)	Freq [MHz]	Channel	Detector	Conducted Power [dBm]			Conducted Power Limit [dBm]	Conducted Power Margin [dB]	Directional Ant. Gain [dBi]	Max e.i.r.p. [dBm]	Max e.i.r.p. Limit [dBm]	e.i.r.p. Margin [dB]
				ANT1	ANT2	MIMO						
				5180	36	AVG						
5200	40	AVG	17.67	17.48	20.59	23.98	-3.39	1.13	21.72	23.01	-1.29	
5220	44	AVG	17.63	17.49	20.57	23.98	-3.41	1.13	21.70	23.01	-1.31	
5240	48	AVG	17.59	17.58	20.60	23.98	-3.38	1.13	21.73	23.01	-1.28	
5260	52	AVG	17.61	17.56	20.60	23.98	-3.38	1.13	21.73	30.00	-8.27	
5280	56	AVG	17.51	17.70	20.62	23.98	-3.36	1.13	21.75	30.00	-8.25	
5300	60	AVG	17.56	17.76	20.67	23.98	-3.31	1.13	21.80	30.00	-8.20	
5320	64	AVG	16.73	15.94	19.36	23.98	-4.62	1.13	20.49	30.00	-9.51	
5500	100	AVG	16.03	16.07	19.06	23.98	-4.92	1.13	20.19	30.00	-9.81	
5600	120	AVG	16.87	17.67	20.30	23.98	-3.68	1.13	21.43	-	-	
5620	124	AVG	16.83	17.74	20.32	23.98	-3.66	1.13	21.45	-	-	
5720	144	AVG	16.77	17.46	20.14	23.98	-3.84	1.13	21.27	30.00	-8.73	
5745	149	AVG	16.63	17.63	20.17	30.00	-9.83	1.13	21.30	-	-	
5785	157	AVG	16.60	17.63	20.16	30.00	-9.84	1.13	21.29	-	-	
5825	165	AVG	16.51	17.52	20.05	30.00	-9.95	1.13	21.18	-	-	

Table 7-14. MIMO 20MHz BW 802.11ac (UNII) Maximum Conducted Output Power

5GHz (20MHz Bandwidth)	Freq [MHz]	Channel	Detector	Conducted Power [dBm]			Conducted Power Limit [dBm]	Conducted Power Margin [dB]	Directional Ant. Gain [dBi]	Max e.i.r.p. [dBm]	Max e.i.r.p. Limit [dBm]	e.i.r.p. Margin [dB]
				ANT1	ANT2	MIMO						
				5180	36	AVG						
5200	40	AVG	14.88	14.96	17.93	23.98	-6.05	1.13	19.06	23.01	-3.95	
5220	44	AVG	14.81	14.99	17.91	23.98	-6.07	1.13	19.04	23.01	-3.97	
5240	48	AVG	14.82	14.99	17.92	23.98	-6.06	1.13	19.05	23.01	-3.96	
5260	52	AVG	14.92	14.74	17.84	23.98	-6.14	1.13	18.97	30.00	-11.03	
5280	56	AVG	14.94	14.84	17.90	23.98	-6.08	1.13	19.03	30.00	-10.97	
5300	60	AVG	14.93	14.85	17.90	23.98	-6.08	1.13	19.03	30.00	-10.97	
5320	64	AVG	11.79	11.25	14.54	23.98	-9.44	1.13	15.67	30.00	-14.33	
5500	100	AVG	12.41	12.43	15.43	23.98	-8.55	1.13	16.56	30.00	-13.44	
5600	120	AVG	14.94	14.73	17.85	23.98	-6.13	1.13	18.98	-	-	
5620	124	AVG	14.86	14.75	17.82	23.98	-6.16	1.13	18.95	-	-	
5720	144	AVG	14.67	14.52	17.61	23.98	-6.37	1.13	18.74	30.00	-11.26	
5745	149	AVG	14.28	14.99	17.66	30.00	-12.34	1.13	18.79	-	-	
5785	157	AVG	14.27	14.95	17.63	30.00	-12.37	1.13	18.76	-	-	
5825	165	AVG	14.08	14.70	17.41	30.00	-12.59	1.13	18.54	-	-	

Table 7-15. MIMO 20MHz BW 802.11ax (UNII) Maximum Conducted Output Power

5GHz (40MHz Bandwidth)	Freq [MHz]	Channel	Detector	Conducted Power [dBm]			Conducted Power Limit [dBm]	Conducted Power Margin [dB]	Directional Ant. Gain [dBi]	Max e.i.r.p. [dBm]	Max e.i.r.p. Limit [dBm]	e.i.r.p. Margin [dB]
				ANT1	ANT2	MIMO						
				5190	38	AVG						
5230	46	AVG	16.77	16.65	19.72	23.98	-4.26	1.13	20.85	23.01	-2.16	
5270	54	AVG	16.56	16.67	19.63	23.98	-4.35	1.13	20.76	30.00	-9.24	
5310	62	AVG	13.05	12.08	15.60	23.98	-8.38	1.13	16.73	30.00	-13.27	
5510	102	AVG	14.62	14.33	17.49	23.98	-6.49	1.13	18.62	30.00	-11.38	
5590	118	AVG	15.72	16.88	19.35	23.98	-4.63	1.13	20.48	-	-	
5630	126	AVG	15.65	16.68	19.21	23.98	-4.77	1.13	20.34	-	-	
5710	142	AVG	15.70	16.51	19.13	23.98	-4.85	1.13	20.26	30.00	-9.74	
5755	151	AVG	15.46	16.60	19.08	30.00	-10.92	1.13	20.21	-	-	
5795	159	AVG	15.62	16.41	19.04	30.00	-10.96	1.13	20.17	-	-	

Table 7-16. MIMO 40MHz BW 802.11n (UNII) Maximum Conducted Output Power

FCC ID: A3LSMG996U			MEASUREMENT REPORT (CERTIFICATION)		Approved by: Quality Manager
Test Report S/N: 1M2009140143-09.A3L	Test Dates: 09/15 - 12/01/2020	EUT Type: Portable Handset	Page 90 of 234		

5GHz (40MHz Bandwidth)	Freq [MHz]	Channel	Detector	Conducted Power [dBm]			Conducted Power Limit [dBm]	Conducted Power Margin [dB]	Directional Ant. Gain [dBi]	Max e.i.r.p. [dBm]	Max e.i.r.p. Limit [dBm]	e.i.r.p. Margin [dB]
				ANT1	ANT2	MIMO						
		5190	38	AVG	13.06	12.64	15.87	23.98	-8.11	1.13	17.00	23.01
	5230	46	AVG	16.65	16.61	19.64	23.98	-4.34	1.13	20.77	23.01	-2.24
	5270	54	AVG	16.62	16.79	19.72	23.98	-4.26	1.13	20.85	30.00	-9.15
	5310	62	AVG	12.98	12.07	15.56	23.98	-8.42	1.13	16.69	30.00	-13.31
	5510	102	AVG	14.52	14.33	17.44	23.98	-6.54	1.13	18.57	30.00	-11.43
	5590	118	AVG	16.07	16.98	19.56	23.98	-4.42	1.13	20.69	-	-
	5630	126	AVG	16.12	16.86	19.52	23.98	-4.46	1.13	20.65	-	-
	5710	142	AVG	16.04	16.63	19.36	23.98	-4.62	1.13	20.49	30.00	-9.51
	5755	151	AVG	15.81	16.98	19.44	30.00	-10.56	1.13	20.57	-	-
	5795	159	AVG	15.63	16.89	19.32	30.00	-10.68	1.13	20.45	-	-

Table 7-17. MIMO 40MHz BW 802.11ac (UNII) Maximum Conducted Output Power

5GHz (40MHz Bandwidth)	Freq [MHz]	Channel	Detector	Conducted Power [dBm]			Conducted Power Limit [dBm]	Conducted Power Margin [dB]	Directional Ant. Gain [dBi]	Max e.i.r.p. [dBm]	Max e.i.r.p. Limit [dBm]	e.i.r.p. Margin [dB]
				ANT1	ANT2	MIMO						
		5190	38	AVG	10.43	10.14	13.30	23.98	-10.68	1.13	14.43	23.01
	5230	46	AVG	13.61	13.86	16.75	23.98	-7.23	1.13	17.88	23.01	-5.13
	5270	54	AVG	13.51	13.64	16.59	23.98	-7.39	1.13	17.72	30.00	-12.28
	5310	62	AVG	10.36	10.14	13.26	23.98	-10.72	1.13	14.39	30.00	-15.61
	5510	102	AVG	10.35	10.37	13.37	23.98	-10.61	1.13	14.50	30.00	-15.50
	5590	118	AVG	13.70	13.72	16.72	23.98	-7.26	1.13	17.85	-	-
	5630	126	AVG	13.77	13.58	16.69	23.98	-7.29	1.13	17.82	-	-
	5710	142	AVG	13.71	13.35	16.54	23.98	-7.44	1.13	17.67	30.00	-12.33
	5755	151	AVG	13.02	13.98	16.54	30.00	-13.46	1.13	17.67	-	-
	5795	159	AVG	12.91	13.85	16.42	30.00	-13.58	1.13	17.55	-	-



Table 7-18. MIMO 40MHz BW 802.11ax (UNII) Maximum Conducted Output Power

5GHz (80MHz Bandwidth)	Freq [MHz]	Channel	Detector	Conducted Power [dBm]			Conducted Power Limit [dBm]	Conducted Power Margin [dB]	Directional Ant. Gain [dBi]	Max e.i.r.p. [dBm]	Max e.i.r.p. Limit [dBm]	e.i.r.p. Margin [dB]
				ANT1	ANT2	MIMO						
		5210	42	AVG	13.26	11.72	15.57	23.98	-8.41	1.13	16.70	23.01
	5290	58	AVG	13.28	11.58	15.52	23.98	-8.46	1.13	16.65	30.00	-13.35
	5530	106	AVG	12.64	12.76	15.71	23.98	-8.27	1.13	16.84	30.00	-13.16
	5610	122	AVG	14.83	16.17	18.56	23.98	-5.42	1.13	19.69	-	-
	5690	138	AVG	14.76	15.89	18.37	23.98	-5.61	1.13	19.50	30.00	-10.50
	5775	155	AVG	14.44	16.12	18.37	30.00	-11.63	1.13	19.50	-	-

Table 7-19. MIMO 80MHz BW 802.11ac (UNII) Maximum Conducted Output Power

5GHz (80MHz Bandwidth)	Freq [MHz]	Channel	Detector	Conducted Power [dBm]			Conducted Power Limit [dBm]	Conducted Power Margin [dB]	Directional Ant. Gain [dBi]	Max e.i.r.p. [dBm]	Max e.i.r.p. Limit [dBm]	e.i.r.p. Margin [dB]
				ANT1	ANT2	MIMO						
		5210	42	AVG	10.65	8.74	12.81	23.98	-11.17	1.13	13.94	23.01
	5290	58	AVG	9.65	7.23	11.62	23.98	-12.36	1.13	12.75	30.00	-17.25
	5530	106	AVG	10.12	10.71	13.44	23.98	-10.54	1.13	14.57	30.00	-15.43
	5610	122	AVG	12.63	12.99	15.82	23.98	-8.16	1.13	16.95	-	-
	5690	138	AVG	12.49	12.84	15.68	23.98	-8.30	1.13	16.81	30.00	-13.19
	5775	155	AVG	12.03	13.37	15.76	30.00	-14.24	1.13	16.89	-	-

Table 7-20. MIMO 80MHz BW 802.11ax (UNII) Maximum Conducted Output Power

FCC ID: A3LSMG996U			MEASUREMENT REPORT (CERTIFICATION)		Approved by: Quality Manager
Test Report S/N: 1M2009140143-09.A3L	Test Dates: 09/15 - 12/01/2020	EUT Type: Portable Handset	Page 91 of 234		

Note:

Per ANSI C63.10-2013 and KDB 662911 v02r01 Section E)1), the conducted powers at Antenna 1 and Antenna 2 were first measured separately during MIMO transmission as shown in the section above. The measured values were then summed in linear power units then converted back to dBm.

Per ANSI C63.10-2013 Section 14.4.3, the directional gain is calculated using the following formula, where G_N is the gain of the nth antenna and N_{ANT} , the total number of antennas used.


$$\text{Directional gain} = 10 \log[(10^{G_1/20} + 10^{G_2/20} + \dots + 10^{G_N/20})^2 / N_{ANT}] \text{ dBi}$$

Sample MIMO Calculation:

At 5180MHz in 802.11n (20MHz BW) mode, the average conducted output power was measured to be 16.83 dBm for Antenna-1 and 16.82 dBm for Antenna-2.

Antenna 1 + Antenna 2 = MIMO

$$(16.83 \text{ dBm} + 16.82 \text{ dBm}) = (48.19 \text{ mW} + 48.08 \text{ mW}) = 96.28 \text{ mW} = 19.84 \text{ dBm}$$

FCC ID: A3LSMG996U		MEASUREMENT REPORT (CERTIFICATION)	 Approved by: Quality Manager
Test Report S/N: 1M2009140143-09.A3L	Test Dates: 09/15 - 12/01/2020	EUT Type: Portable Handset	Page 92 of 234

7.5 Maximum Power Spectral Density – 802.11a/n/ac/ax §15.407(a.1.iv) §15.407(a.2) §15.407(a.3); RSS-247 [6.2]

Test Overview and Limit

The spectrum analyzer was connected to the antenna terminal while the EUT was operating at its maximum duty cycle, at its maximum power control level, as defined in ANSI C63.10-2013 and KDB 789033 D02 v02r01, and at the appropriate frequencies. Method SA-1, as defined in ANSI C63.10-2013 and KDB 789033 D02 v02r01, was used to measure the power spectral density.

In the 5.15 – 5.25GHz, 5.25 – 5.35GHz, 5.47 – 5.725GHz bands, the maximum permissible power spectral density is 11dBm/MHz.

In the 5.725 – 5.850GHz band, the maximum permissible power spectral density is 30dBm/500kHz.

Test Procedure Used

ANSI C63.10-2013 – Section 12.3.2.2
KDB 789033 D02 v02r01 – Section F
ANSI C63.10-2013 – Section 14.3.2.2 Measure-and-Sum Technique
KDB 662911 v02r01 – Section E)2) Measure-and-Sum Technique

Test Settings

1. Analyzer was set to the center frequency of the UNII channel under investigation
2. Span was set to encompass the entire emission bandwidth of the signal
3. RBW = 1MHz
4. VBW = 3MHz
5. Number of sweep points $\geq 2 \times$ (span/RBW)
6. Sweep time = auto
7. Detector = power averaging (RMS)
8. Trigger was set to free run for all modes
9. Trace was averaged over 100 sweeps
10. The peak search function of the spectrum analyzer was used to find the peak of the spectrum.

Test Setup

The EUT and measurement equipment were set up as shown in the diagram below.



Figure 7-4. Test Instrument & Measurement Setup

Test Notes

None

FCC ID: A3LSMG996U		MEASUREMENT REPORT (CERTIFICATION)		Approved by: Quality Manager
Test Report S/N: 1M2009140143-09.A3L	Test Dates: 09/15 - 12/01/2020	EUT Type: Portable Handset	Page 93 of 234	

SISO Antenna-1 Power Spectral Density Measurements

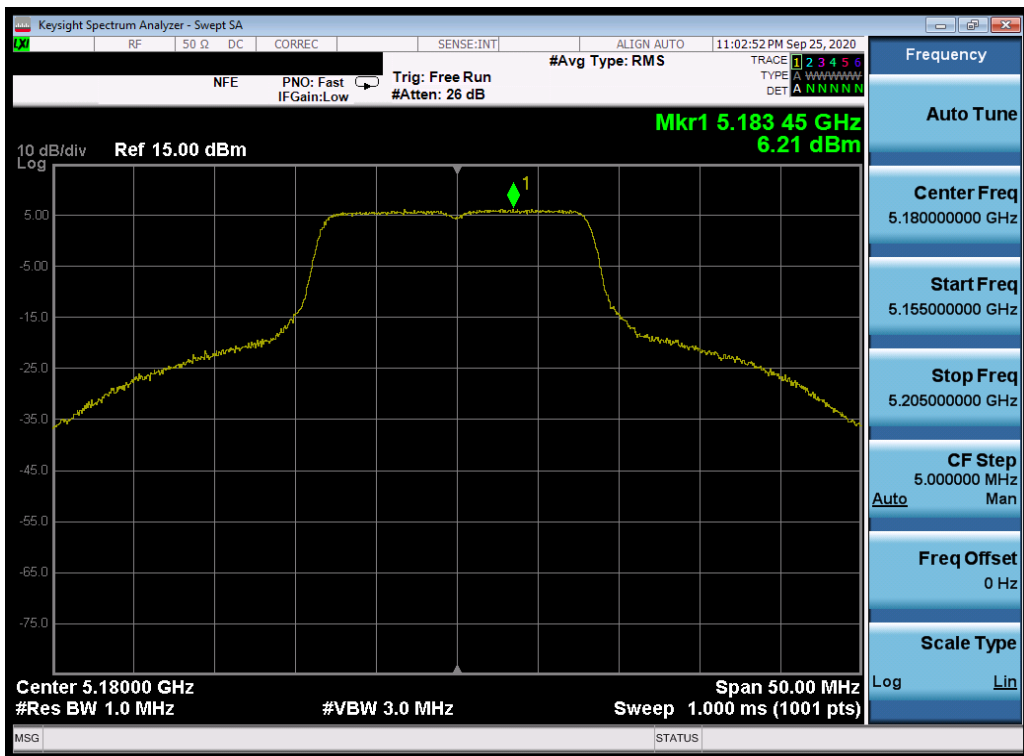
	Frequency [MHz]	Channel No.	802.11 Mode	Data Rate [Mbps]	Measured Power Density [dBm]	Max Power Density [dBm/MHz]	Margin [dB]
Band 1	5180	36	a	6	6.21	11.0	-4.79
	5200	40	a	6	6.47	11.0	-4.53
	5240	48	a	6	6.86	11.0	-4.14
	5180	36	n (20MHz)	6.5/7.2 (MCS0)	5.82	11.0	-5.18
	5200	40	n (20MHz)	6.5/7.2 (MCS0)	6.14	11.0	-4.86
	5240	48	n (20MHz)	6.5/7.2 (MCS0)	6.38	11.0	-4.62
	5180	36	ax (20MHz)	6.5/7.2 (MCS0)	5.00	11.0	-6.00
	5200	40	ax (20MHz)	6.5/7.2 (MCS0)	5.15	11.0	-5.85
	5240	48	ax (20MHz)	6.5/7.2 (MCS0)	5.38	11.0	-5.62
	5190	38	n (40MHz)	13.5/15 (MCS0)	2.84	11.0	-8.16
	5230	46	n (40MHz)	13.5/15 (MCS0)	3.00	11.0	-8.00
	5190	38	ax (40MHz)	13.5/15 (MCS0)	1.72	11.0	-9.29
	5230	46	ax (40MHz)	13.5/15 (MCS0)	3.98	11.0	-7.02
	5210	42	ac (80MHz)	29.3/32.5 (MCS0)	-2.22	11.0	-13.22
5210	42	ax (80MHz)	29.3/32.5 (MCS0)	-0.98	11.0	-11.98	
Band 2A	5260	52	a	6	6.68	11.0	-4.32
	5280	56	a	6	7.11	11.0	-3.89
	5320	64	a	6	6.58	11.0	-4.42
	5260	52	n (20MHz)	6.5/7.2 (MCS0)	6.43	11.0	-4.57
	5280	56	n (20MHz)	6.5/7.2 (MCS0)	6.69	11.0	-4.31
	5320	64	n (20MHz)	6.5/7.2 (MCS0)	6.18	11.0	-4.82
	5260	52	ax (20MHz)	6.5/7.2 (MCS0)	5.40	11.0	-5.60
	5280	56	ax (20MHz)	6.5/7.2 (MCS0)	5.69	11.0	-5.31
	5320	64	ax (20MHz)	6.5/7.2 (MCS0)	5.18	11.0	-5.82
	5270	54	n (40MHz)	13.5/15 (MCS0)	2.85	11.0	-8.15
	5310	62	n (40MHz)	13.5/15 (MCS0)	2.47	11.0	-8.53
	5270	54	ax (40MHz)	13.5/15 (MCS0)	2.06	11.0	-8.94
	5310	62	ax (40MHz)	13.5/15 (MCS0)	2.53	11.0	-8.47
	5290	58	ac (80MHz)	29.3/32.5 (MCS0)	-2.25	11.0	-13.25
5290	58	ax (80MHz)	29.3/32.5 (MCS0)	-2.44	11.0	-13.44	
Band 2C	5500	100	a	6	6.78	11.0	-4.22
	5600	120	a	6	6.11	11.0	-4.89
	5720	144	a	6	6.62	11.0	-4.38
	5500	100	n (20MHz)	6.5/7.2 (MCS0)	6.33	11.0	-4.67
	5600	120	n (20MHz)	6.5/7.2 (MCS0)	5.73	11.0	-5.27
	5720	144	n (20MHz)	6.5/7.2 (MCS0)	6.39	11.0	-4.61
	5500	100	ax (20MHz)	6.5/7.2 (MCS0)	4.34	11.0	-6.66
	5600	120	ax (20MHz)	6.5/7.2 (MCS0)	4.85	11.0	-6.15
	5720	144	ax (20MHz)	6.5/7.2 (MCS0)	5.24	11.0	-5.76
	5510	102	n (40MHz)	13.5/15 (MCS0)	3.15	11.0	-7.85
	5590	118	n (40MHz)	13.5/15 (MCS0)	2.39	11.0	-8.61
	5710	142	n (40MHz)	13.5/15 (MCS0)	2.90	11.0	-8.10
	5510	102	ax (40MHz)	13.5/15 (MCS0)	2.19	11.0	-8.81
	5590	118	ax (40MHz)	13.5/15 (MCS0)	1.50	11.0	-9.50
	5710	142	ax (40MHz)	13.5/15 (MCS0)	2.22	11.0	-8.78
	5530	106	ac (80MHz)	29.3/32.5 (MCS0)	-1.98	11.0	-12.98
	5610	122	ac (80MHz)	29.3/32.5 (MCS0)	-2.60	11.0	-13.60
	5690	138	ac (80MHz)	29.3/32.5 (MCS0)	-2.28	11.0	-13.28
5530	106	ax (80MHz)	29.3/32.5 (MCS0)	-2.02	11.0	-13.02	
5610	122	ax (80MHz)	29.3/32.5 (MCS0)	-2.49	11.0	-13.49	
5690	138	ax (80MHz)	29.3/32.5 (MCS0)	-2.15	11.0	-13.15	

Table 7-21. Bands 1, 2A, 2C Conducted Power Spectral Density Measurements SISO ANT1


FCC ID: A3LSMG996U		MEASUREMENT REPORT (CERTIFICATION)		Approved by: Quality Manager
Test Report S/N: 1M2009140143-09.A3L	Test Dates: 09/15 - 12/01/2020	EUT Type: Portable Handset	Page 94 of 234	

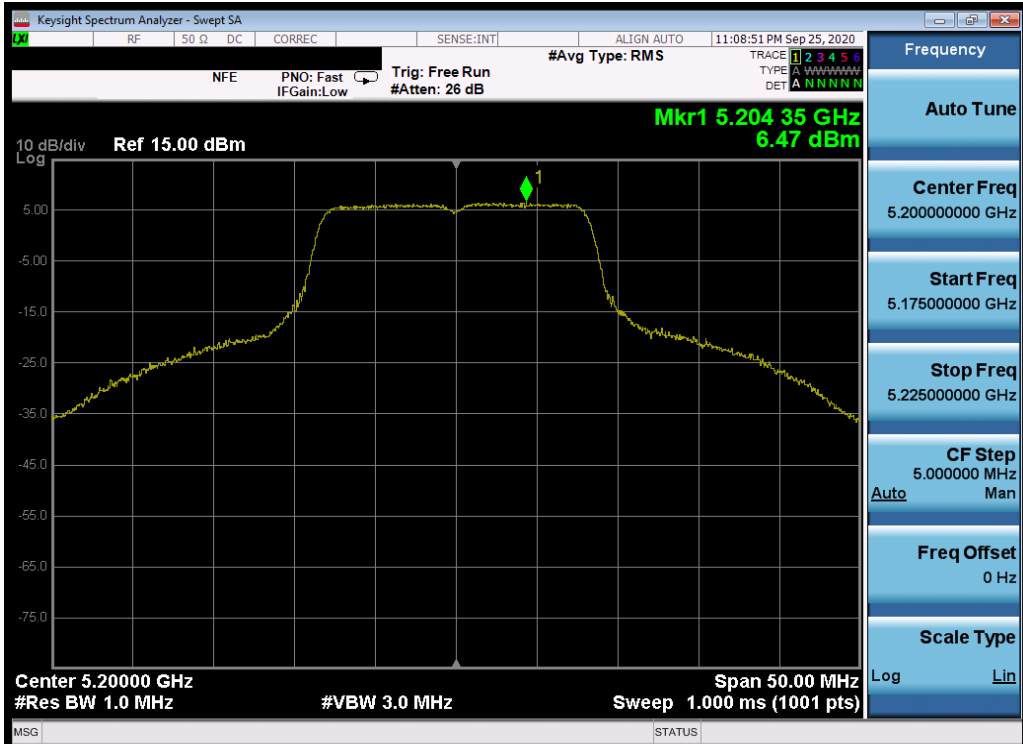
	Frequency [MHz]	Channel No.	802.11 Mode	Data Rate [Mbps]	Measured Power Density [dBm]	Antenna Gain [dBi]	e.i.r.p. Power Density [dBm/MHz]	ISED Max e.i.r.p. Power Density	Margin [dB]
Band 1	5180	36	a	6	6.21	-2.25	3.96	10.0	-6.04
	5200	40	a	6	6.47	-2.25	4.22	10.0	-5.78
	5240	48	a	6	6.86	-2.25	4.61	10.0	-5.39
	5180	36	n (20MHz)	6.5/7.2 (MCS0)	5.82	-2.25	3.57	10.0	-6.43
	5200	40	n (20MHz)	6.5/7.2 (MCS0)	6.14	-2.25	3.89	10.0	-6.11
	5240	48	n (20MHz)	6.5/7.2 (MCS0)	6.38	-2.25	4.13	10.0	-5.87
	5180	36	ax (20MHz)	6.5/7.2 (MCS0)	5.00	-2.25	2.75	10.0	-7.25
	5200	40	ax (20MHz)	6.5/7.2 (MCS0)	5.15	-2.25	2.90	10.0	-7.10
	5240	48	ax (20MHz)	6.5/7.2 (MCS0)	5.38	-2.25	3.13	10.0	-6.87
	5190	38	n (40MHz)	13.5/15 (MCS0)	2.84	-2.25	0.59	10.0	-9.41
	5230	46	n (40MHz)	13.5/15 (MCS0)	3.00	-2.25	0.75	10.0	-9.25
	5190	38	ax (40MHz)	13.5/15 (MCS0)	1.72	-2.25	-0.54	10.0	-10.54
	5230	46	ax (40MHz)	13.5/15 (MCS0)	3.98	-2.25	1.73	10.0	-8.27
	5210	42	ac (80MHz)	29.3/32.5 (MCS0)	-2.22	-2.25	-4.47	10.0	-14.47
5210	42	ax (80MHz)	29.3/32.5 (MCS0)	-0.98	-2.25	-3.23	10.0	-13.23	

Table 7-22. Band 1 e.i.r.p. spectral density (ISED) SISO ANT1

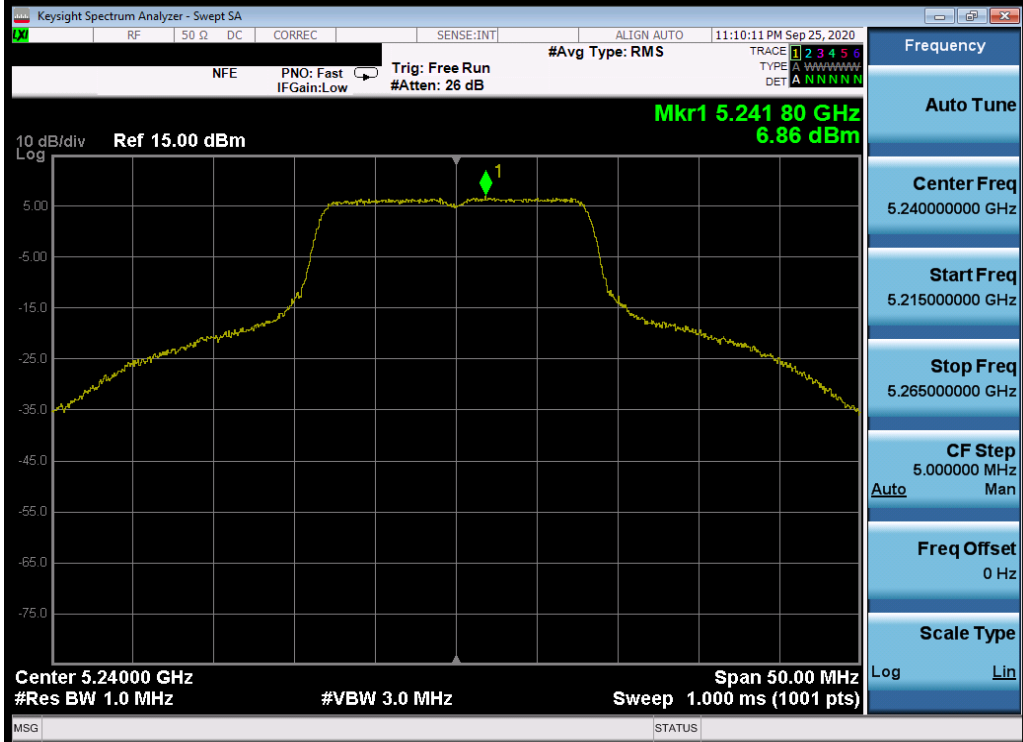


Plot 7-130. Power Spectral Density Plot SISO ANT1 (802.11a (UNII Band 1) – Ch. 36)

FCC ID: A3LSMG996U		MEASUREMENT REPORT (CERTIFICATION)		Approved by: Quality Manager
Test Report S/N: 1M2009140143-09.A3L	Test Dates: 09/15 - 12/01/2020	EUT Type: Portable Handset		Page 95 of 234

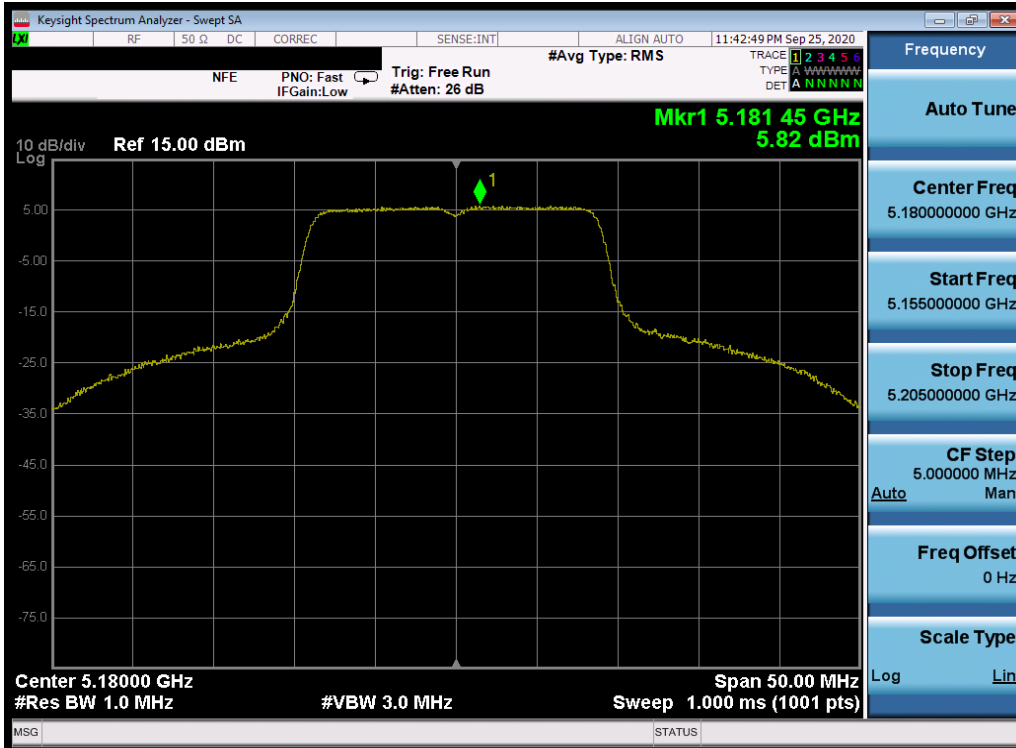


Plot 7-131. Power Spectral Density Plot SISO ANT1 (802.11a (UNII Band 1) – Ch. 40)

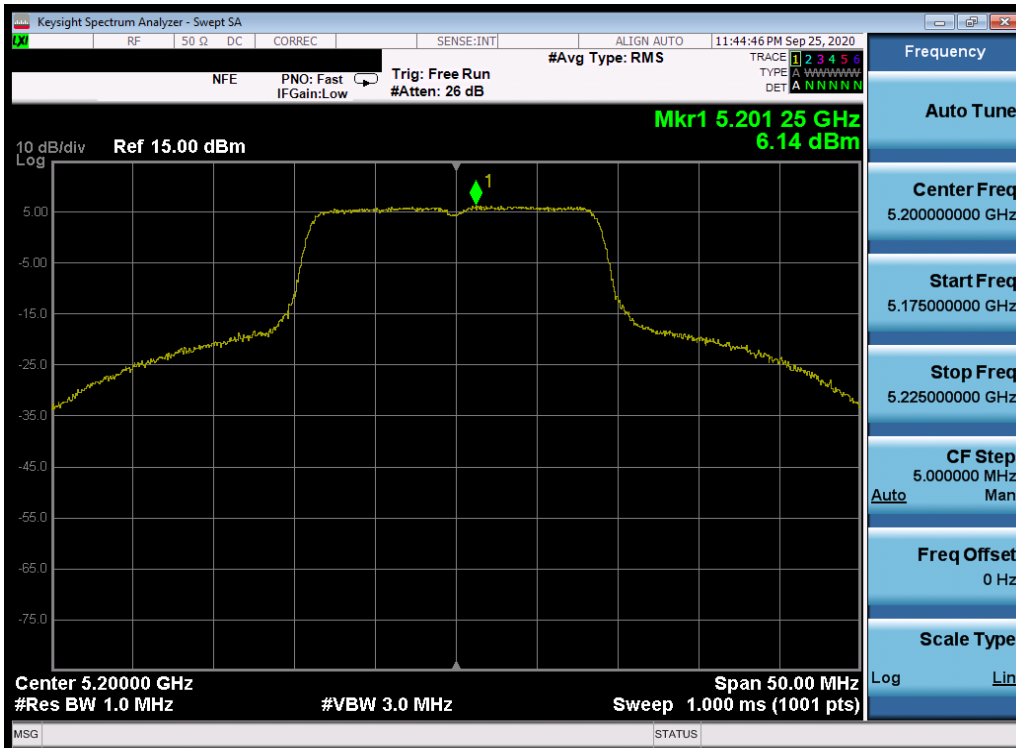


Plot 7-132. Power Spectral Density Plot SISO ANT1 (802.11a (UNII Band 1) – Ch. 48)

FCC ID: A3LSMG996U	PCTEST Proud to be part of element	MEASUREMENT REPORT (CERTIFICATION)	SAMSUNG	Approved by: Quality Manager
Test Report S/N: 1M2009140143-09.A3L	Test Dates: 09/15 - 12/01/2020	EUT Type: Portable Handset		Page 96 of 234

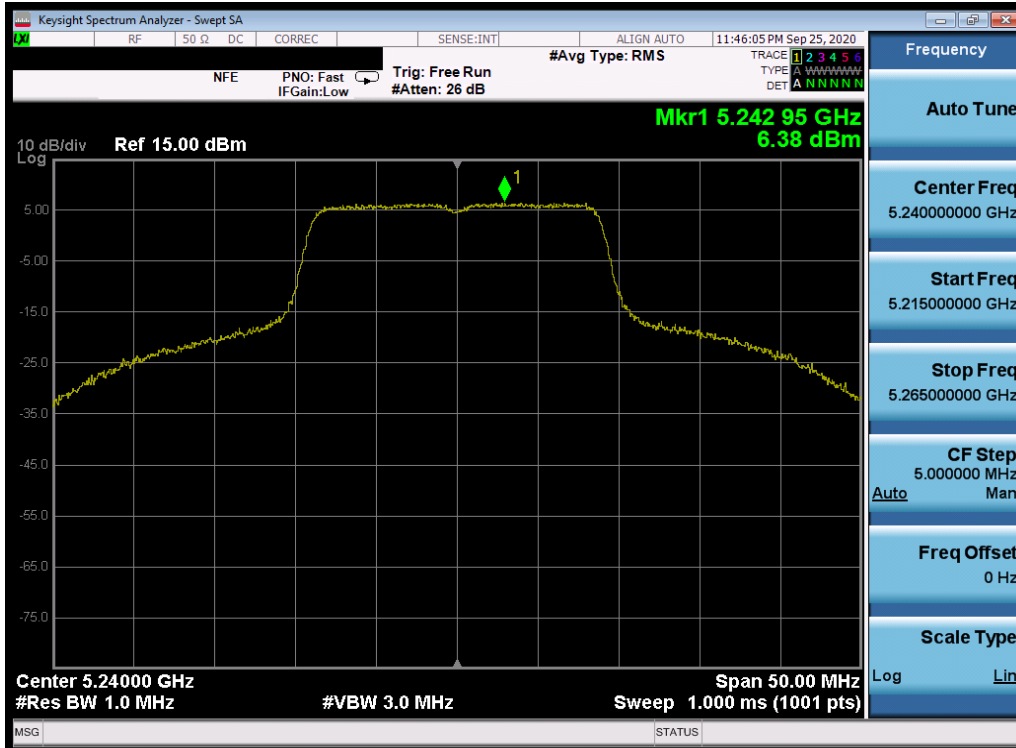


Plot 7-133. Power Spectral Density Plot SISO ANT1 (20MHz BW 802.11n (UNII Band 1) – Ch. 36)

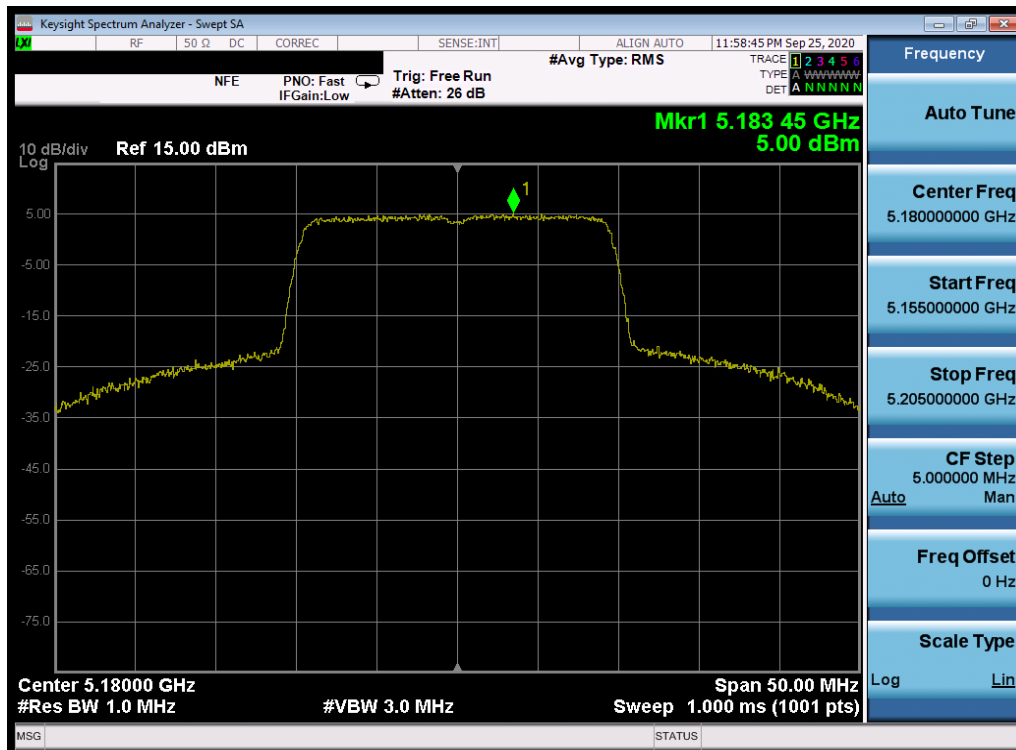


Plot 7-134. Power Spectral Density Plot SISO ANT1 (20MHz BW 802.11n (UNII Band 1) – Ch. 40)

FCC ID: A3LSMG996U	PCTEST Proud to be part of element	MEASUREMENT REPORT (CERTIFICATION)	SAMSUNG	Approved by: Quality Manager
Test Report S/N: 1M2009140143-09.A3L	Test Dates: 09/15 - 12/01/2020	EUT Type: Portable Handset		Page 97 of 234

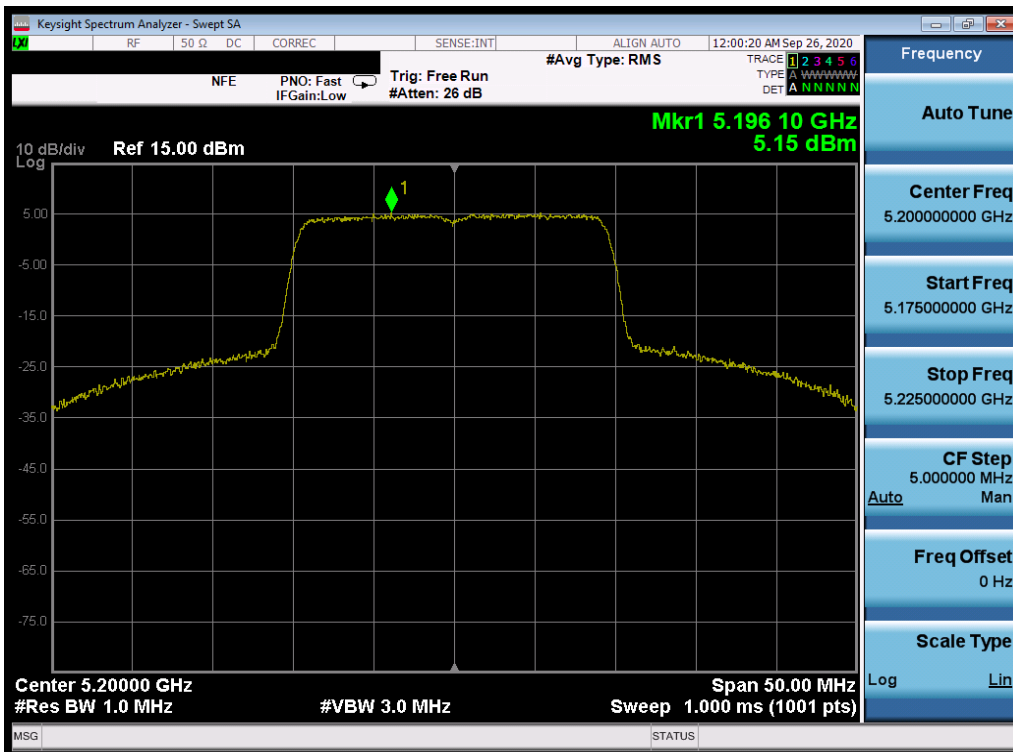


Plot 7-135. Power Spectral Density Plot SISO ANT1 (20MHz BW 802.11n (UNII Band 1) – Ch. 48)

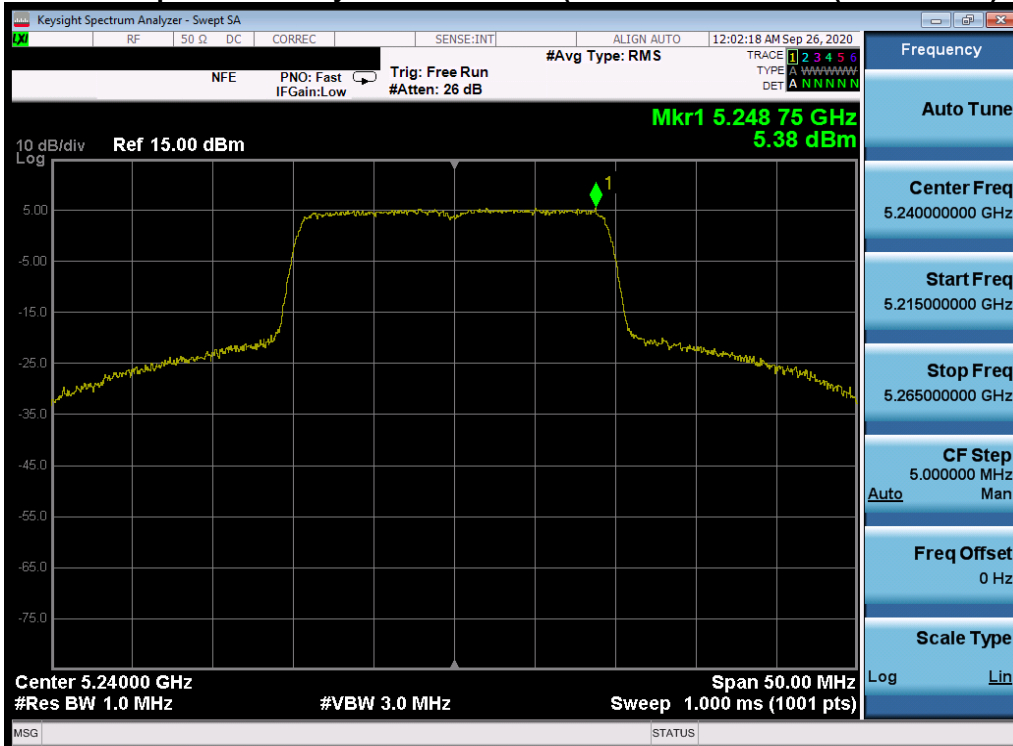


Plot 7-136. Power Spectral Density Plot SISO ANT1 (20MHz BW 802.11ax (UNII Band 1) – Ch. 36)

FCC ID: A3LSMG996U	PCTEST Proud to be part of element	MEASUREMENT REPORT (CERTIFICATION)	SAMSUNG	Approved by: Quality Manager
Test Report S/N: 1M2009140143-09.A3L	Test Dates: 09/15 - 12/01/2020	EUT Type: Portable Handset		Page 98 of 234

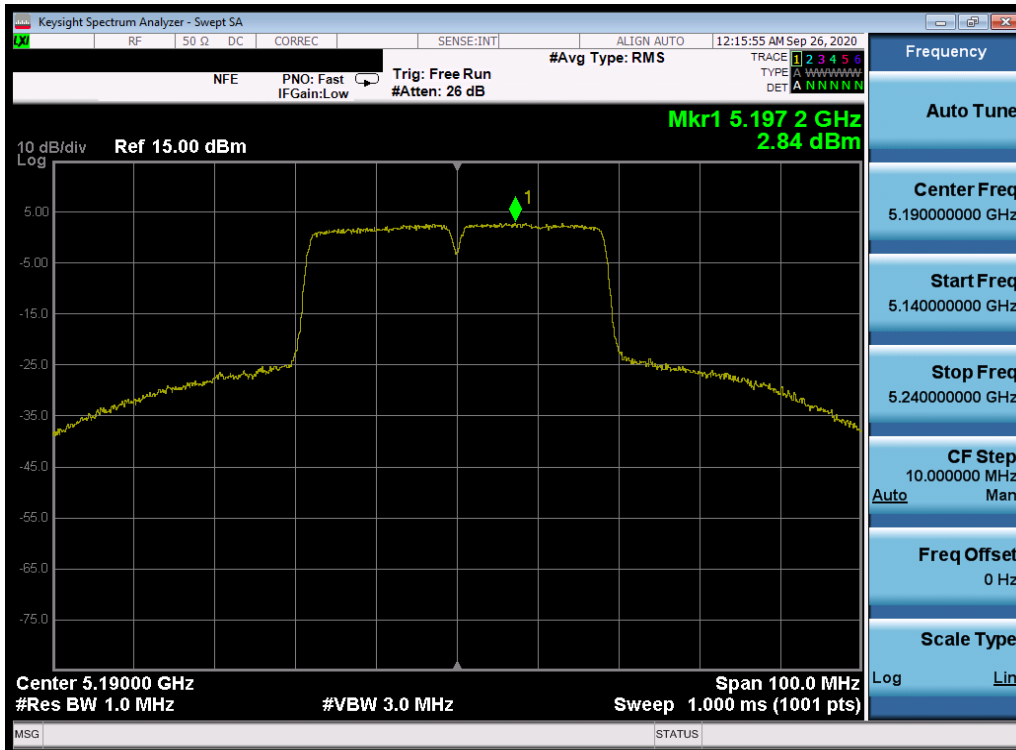


Plot 7-137. Power Spectral Density Plot SISO ANT1 (20MHz BW 802.11ax (UNII Band 1) – Ch. 40)

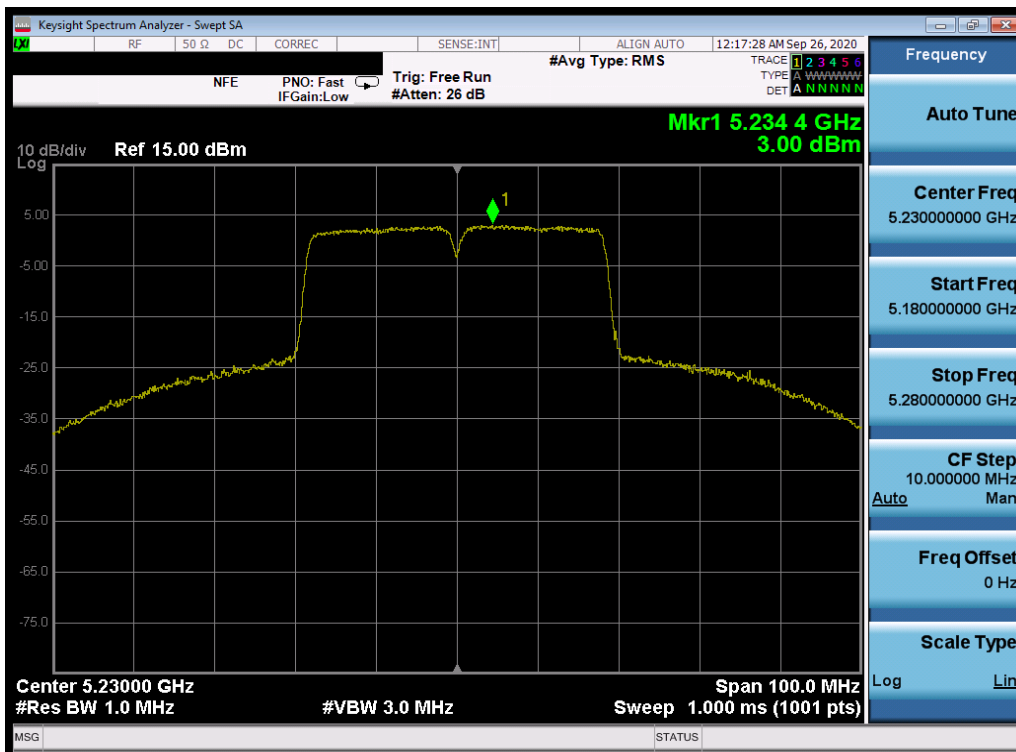


Plot 7-138. Power Spectral Density Plot SISO ANT1 (20MHz BW 802.11ax (UNII Band 1) – Ch. 48)

FCC ID: A3LSMG996U	PCTEST Proud to be part of element	MEASUREMENT REPORT (CERTIFICATION)	SAMSUNG	Approved by: Quality Manager
Test Report S/N: 1M2009140143-09.A3L	Test Dates: 09/15 - 12/01/2020	EUT Type: Portable Handset		Page 99 of 234

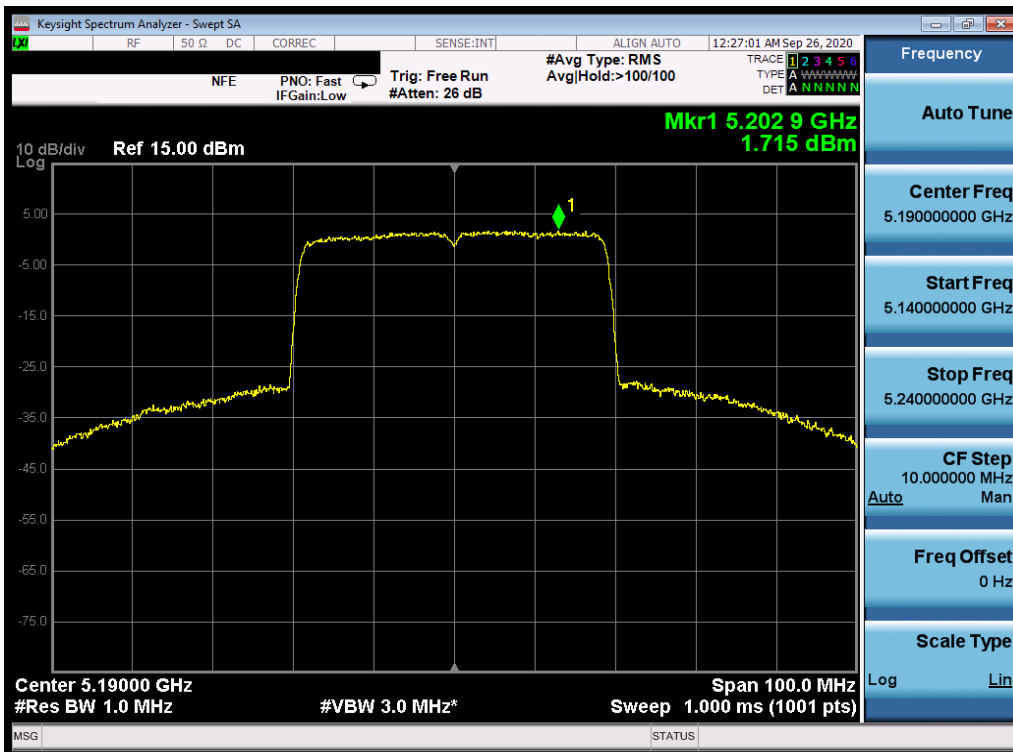


Plot 7-139. Power Spectral Density Plot SISO ANT1 (40MHz BW 802.11n (UNII Band 1) – Ch. 38)

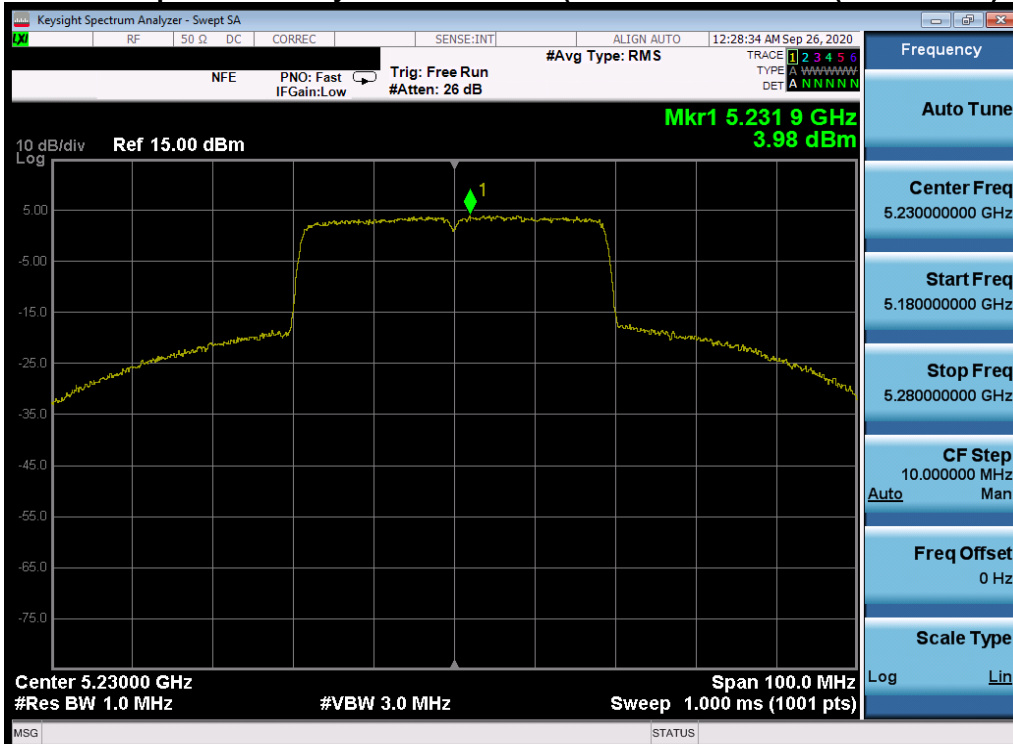


Plot 7-140. Power Spectral Density Plot SISO ANT1 (40MHz BW 802.11n (UNII Band 1) – Ch. 46)

FCC ID: A3LSMG996U	 Proud to be part of element	MEASUREMENT REPORT (CERTIFICATION)		Approved by: Quality Manager
Test Report S/N: 1M2009140143-09.A3L	Test Dates: 09/15 - 12/01/2020	EUT Type: Portable Handset		Page 100 of 234

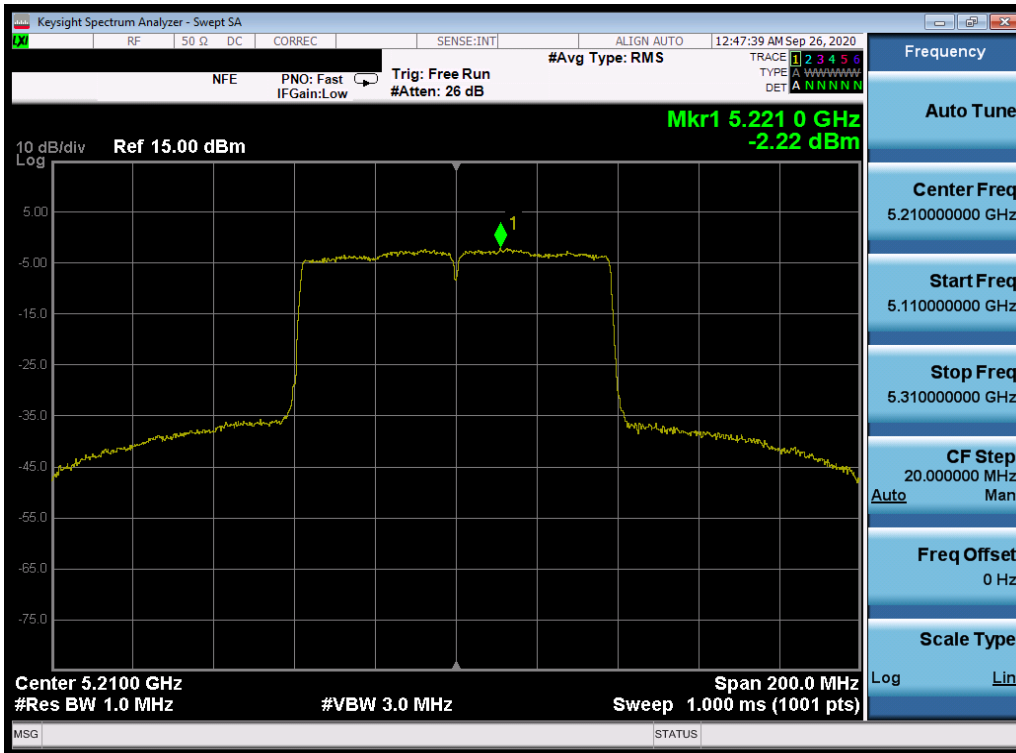


Plot 7-141. Power Spectral Density Plot SISO ANT1 (40MHz BW 802.11ax (UNII Band 1) – Ch. 38)

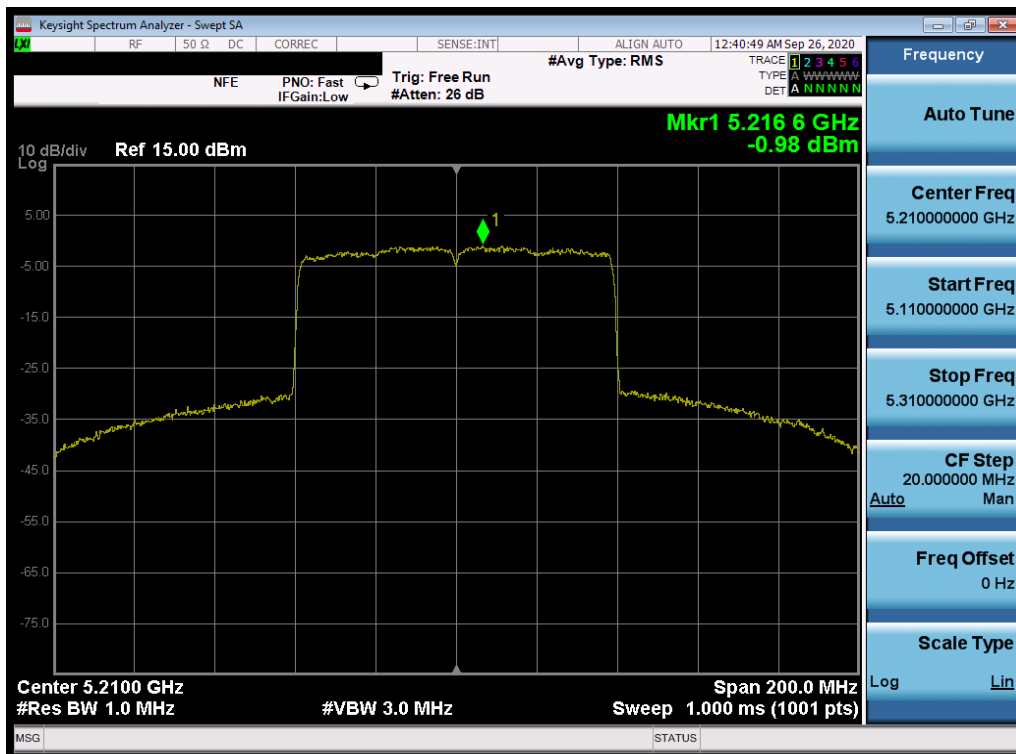


Plot 7-142. Power Spectral Density Plot SISO ANT1 (40MHz BW 802.11ax (UNII Band 1) – Ch. 42)

FCC ID: A3LSMG996U	PCTEST Proud to be part of element	MEASUREMENT REPORT (CERTIFICATION)	SAMSUNG	Approved by: Quality Manager
Test Report S/N: 1M2009140143-09.A3L	Test Dates: 09/15 - 12/01/2020	EUT Type: Portable Handset		Page 101 of 234

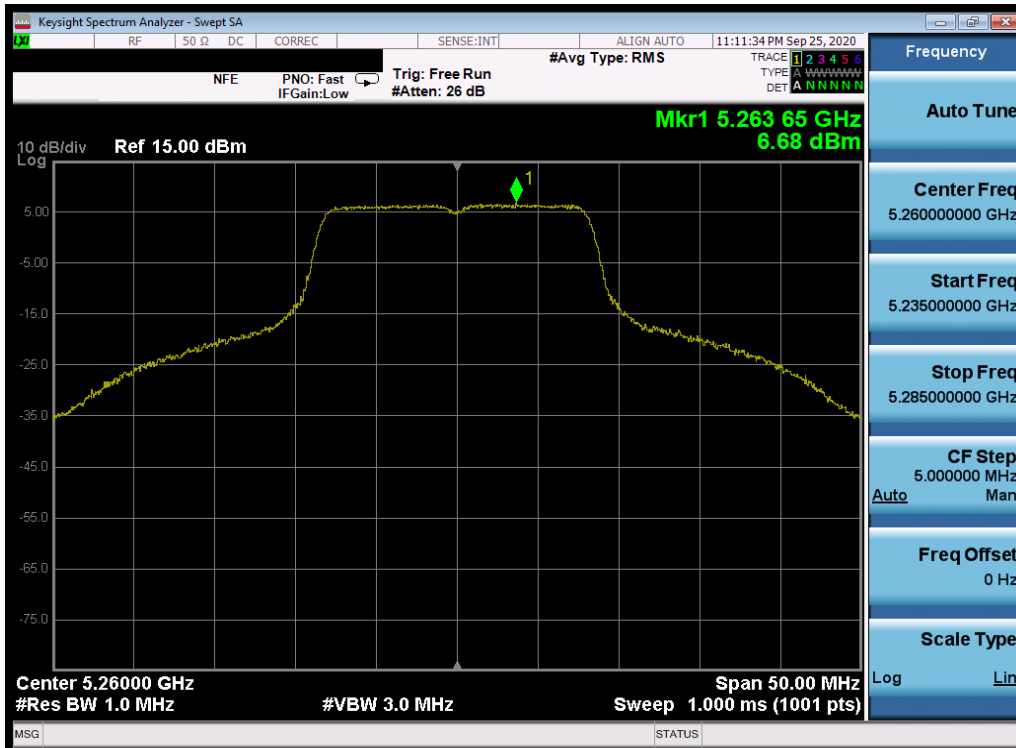


Plot 7-143. Power Spectral Density Plot SISO ANT1 (80MHz BW 802.11ac (UNII Band 1) – Ch. 42)

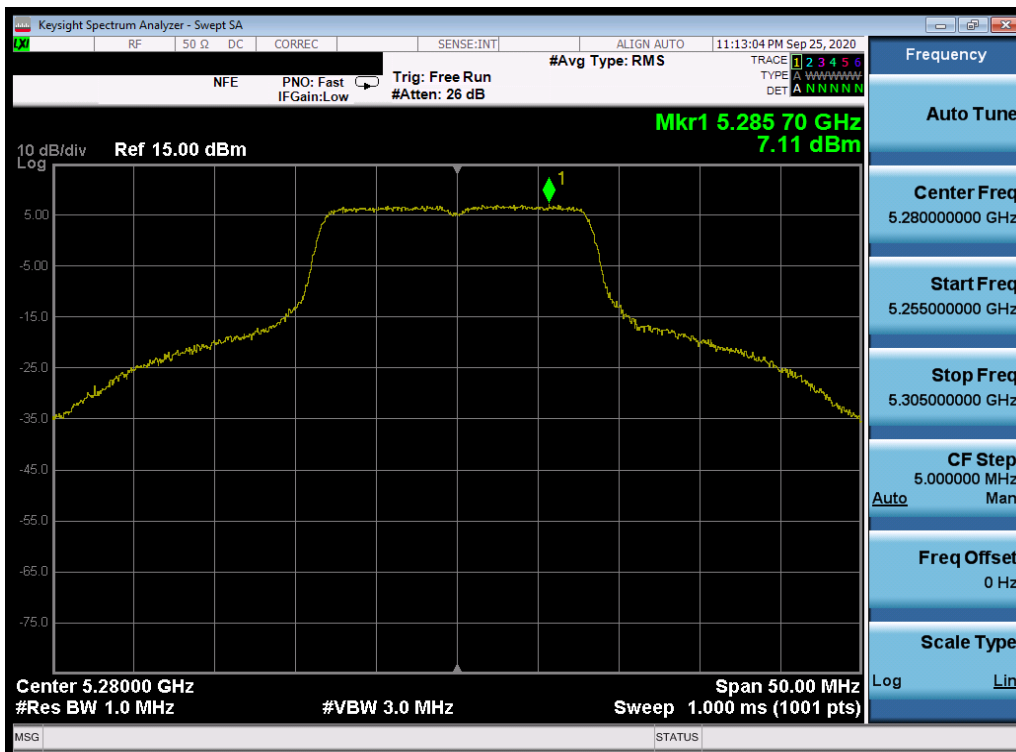


Plot 7-144. Power Spectral Density Plot SISO ANT1 (80MHz BW 802.11ax (UNII Band 1) – Ch. 42)

FCC ID: A3LSMG996U	PCTEST Proud to be part of element	MEASUREMENT REPORT (CERTIFICATION)	SAMSUNG	Approved by: Quality Manager
Test Report S/N: 1M2009140143-09.A3L	Test Dates: 09/15 - 12/01/2020	EUT Type: Portable Handset		Page 102 of 234

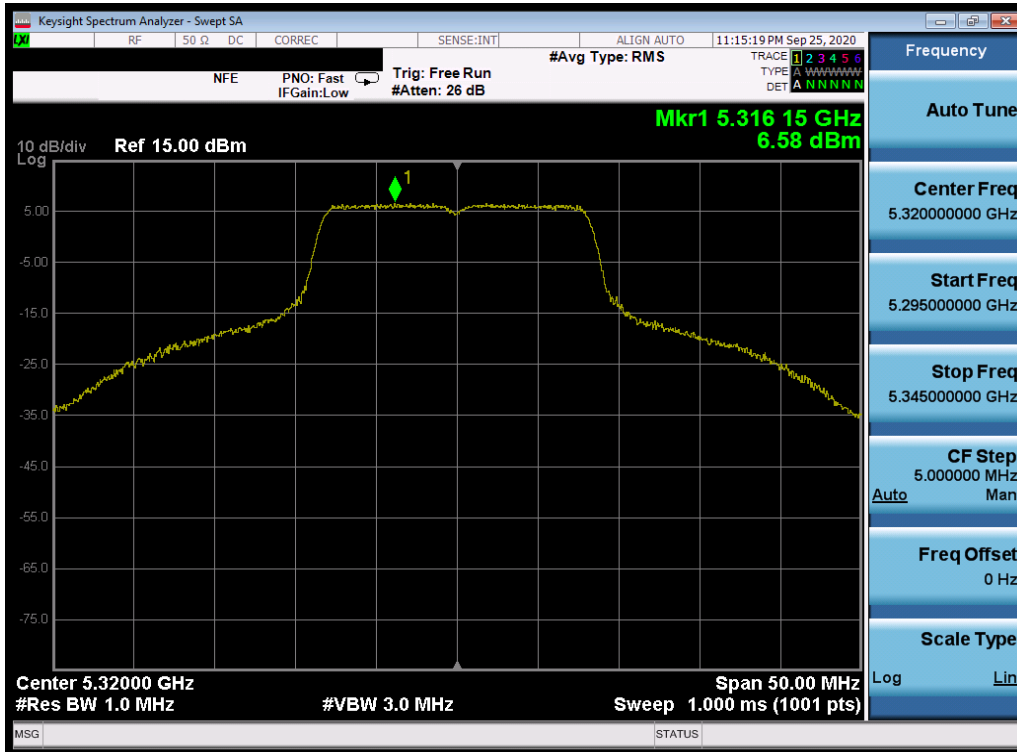


Plot 7-145. Power Spectral Density Plot SISO ANT1 (802.11a (UNII Band 2A) – Ch. 52)

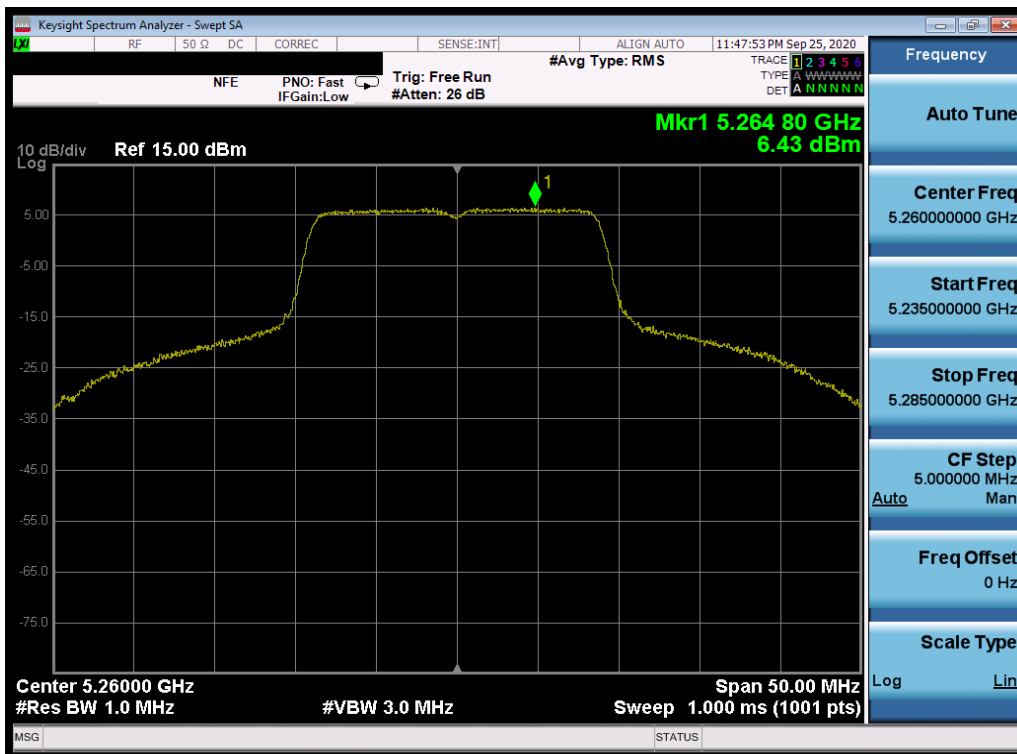


Plot 7-146. Power Spectral Density Plot SISO ANT1 (802.11a (UNII Band 2A) – Ch. 56)

FCC ID: A3LSMG996U	PCTEST Proud to be part of element	MEASUREMENT REPORT (CERTIFICATION)		Approved by: Quality Manager
Test Report S/N: 1M2009140143-09.A3L	Test Dates: 09/15 - 12/01/2020	EUT Type: Portable Handset		Page 103 of 234

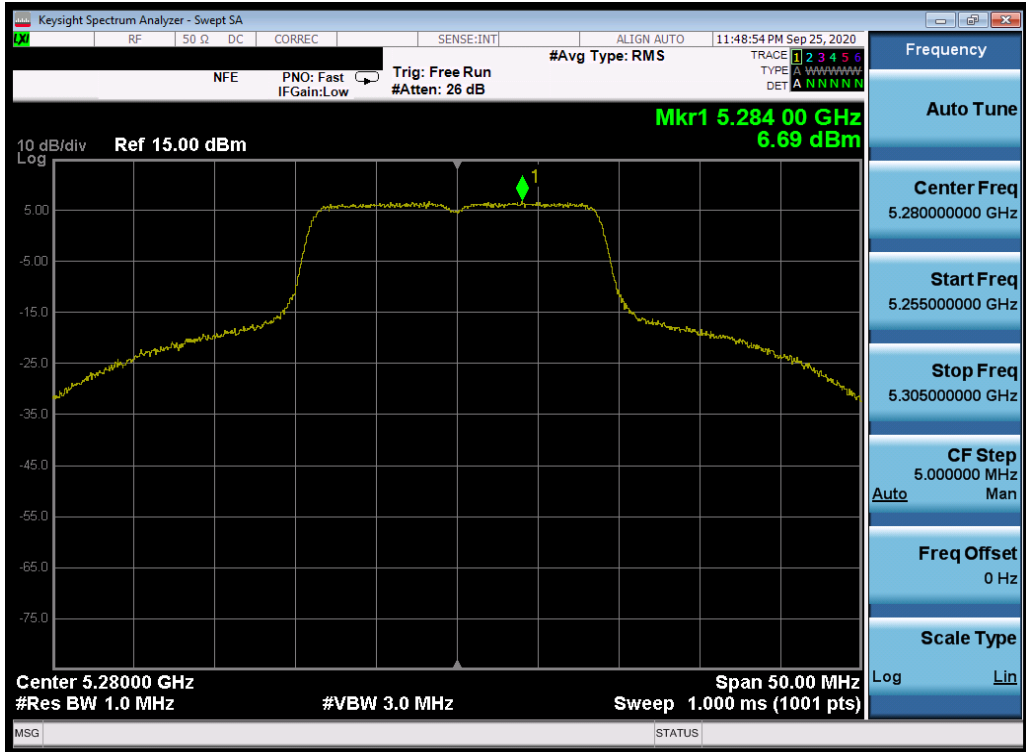


Plot 7-147. Power Spectral Density Plot SISO ANT1 (802.11a (UNII Band 2A) – Ch. 64)

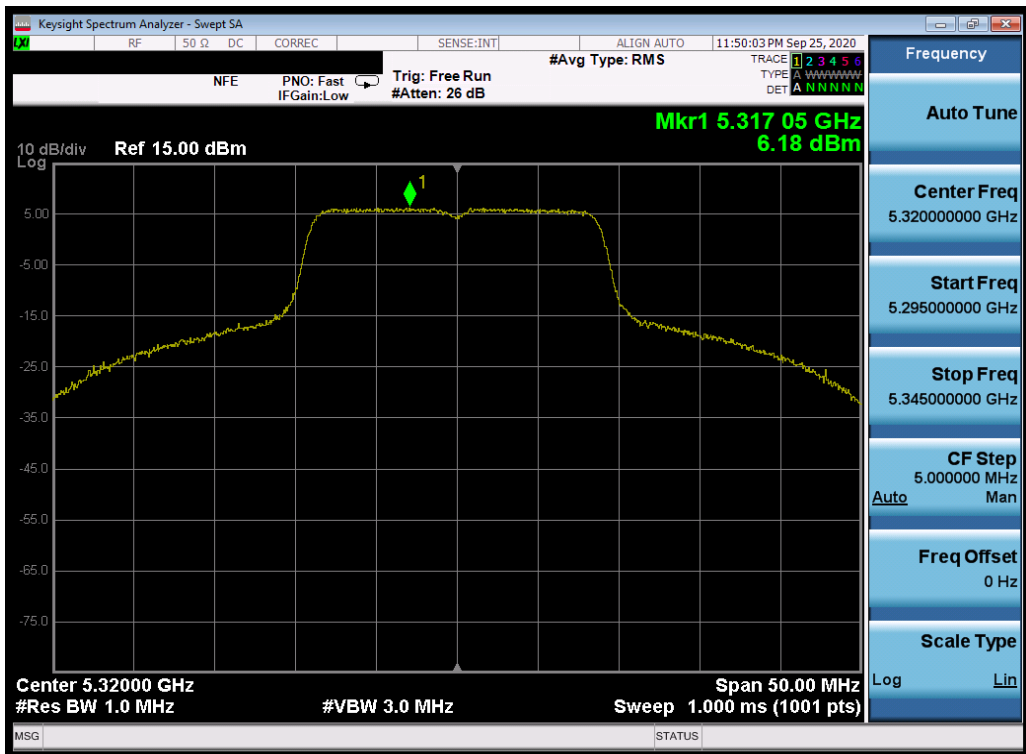


Plot 7-148. Power Spectral Density Plot SISO ANT1 (20MHz BW 802.11n (UNII Band 2A) – Ch. 52)

FCC ID: A3LSMG996U	PCTEST Proud to be part of element	MEASUREMENT REPORT (CERTIFICATION)	SAMSUNG	Approved by: Quality Manager
Test Report S/N: 1M2009140143-09.A3L	Test Dates: 09/15 - 12/01/2020	EUT Type: Portable Handset		Page 104 of 234

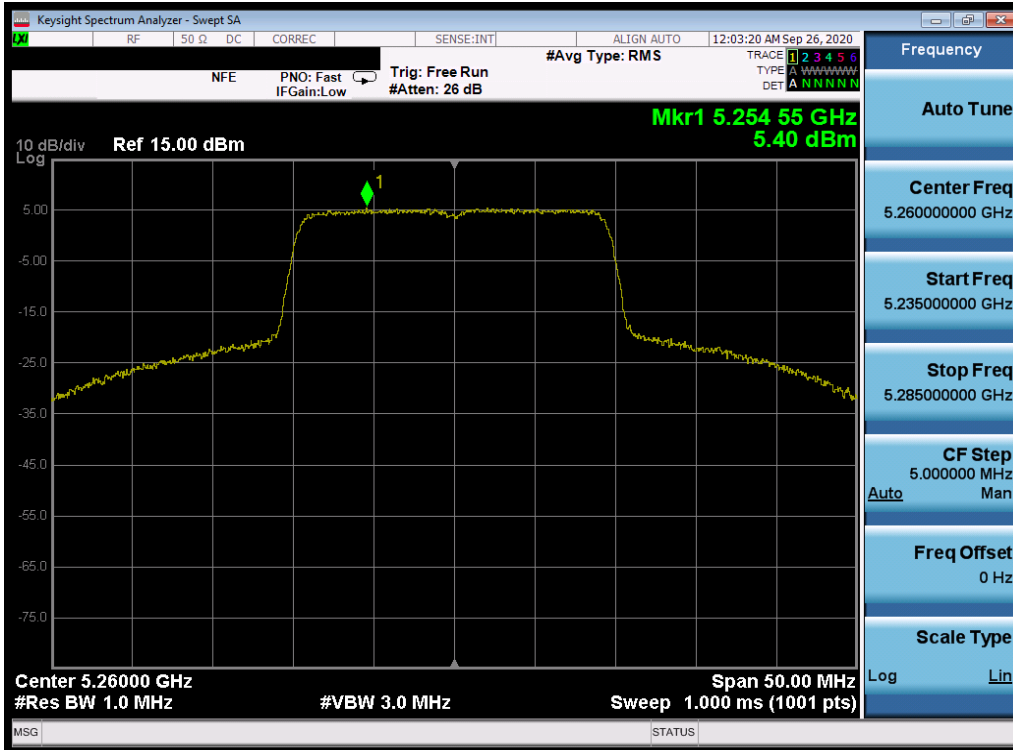


Plot 7-149. Power Spectral Density Plot SISO ANT1 (20MHz BW 802.11n (UNII Band 2A) – Ch. 56)

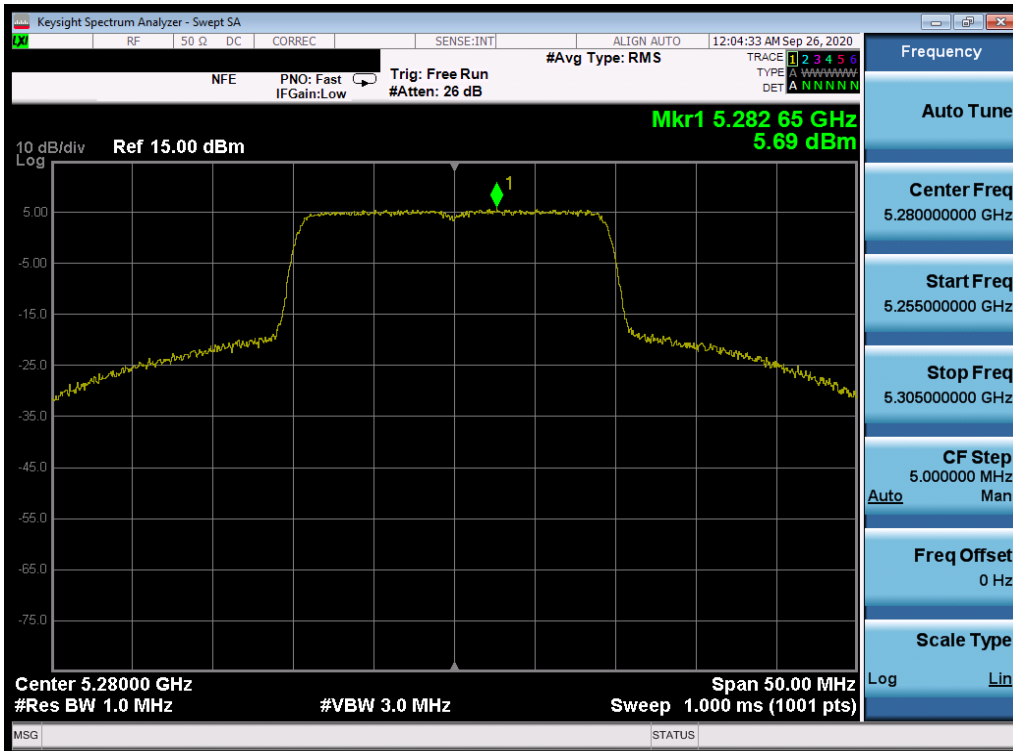


Plot 7-150. Power Spectral Density Plot SISO ANT1 (20MHz BW 802.11n (UNII Band 2A) – Ch. 64)

FCC ID: A3LSMG996U	PCTEST Proud to be part of element	MEASUREMENT REPORT (CERTIFICATION)	SAMSUNG	Approved by: Quality Manager
Test Report S/N: 1M2009140143-09.A3L	Test Dates: 09/15 - 12/01/2020	EUT Type: Portable Handset		Page 105 of 234

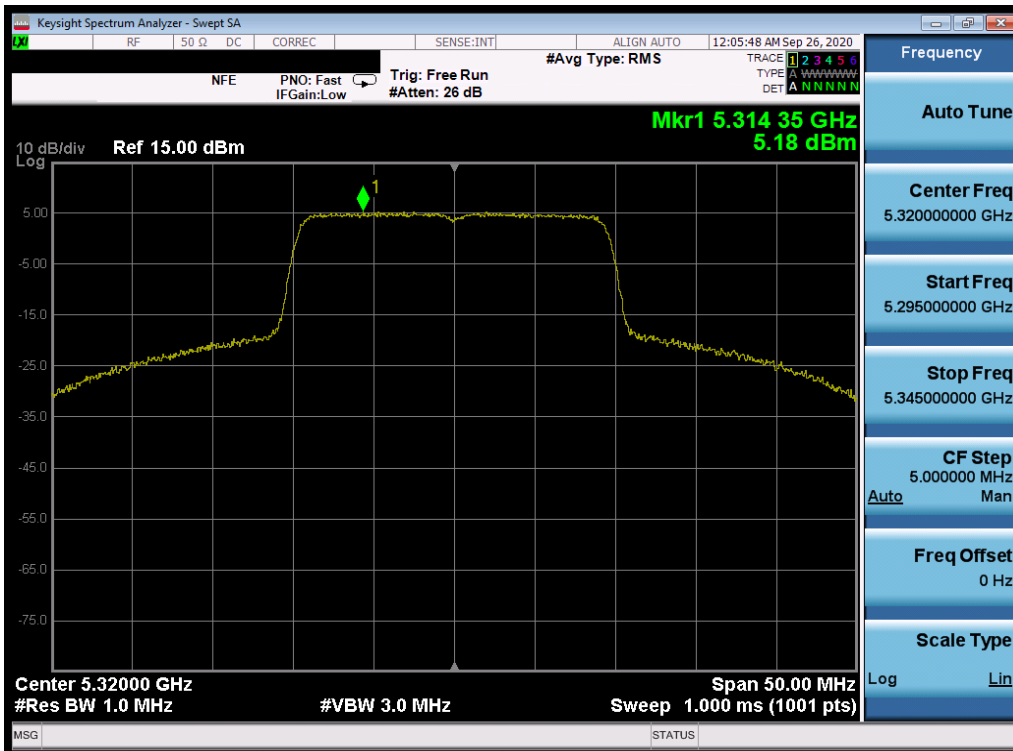


Plot 7-151. Power Spectral Density Plot SISO ANT1 (20MHz BW 802.11ax (UNII Band 2A) – Ch. 52)

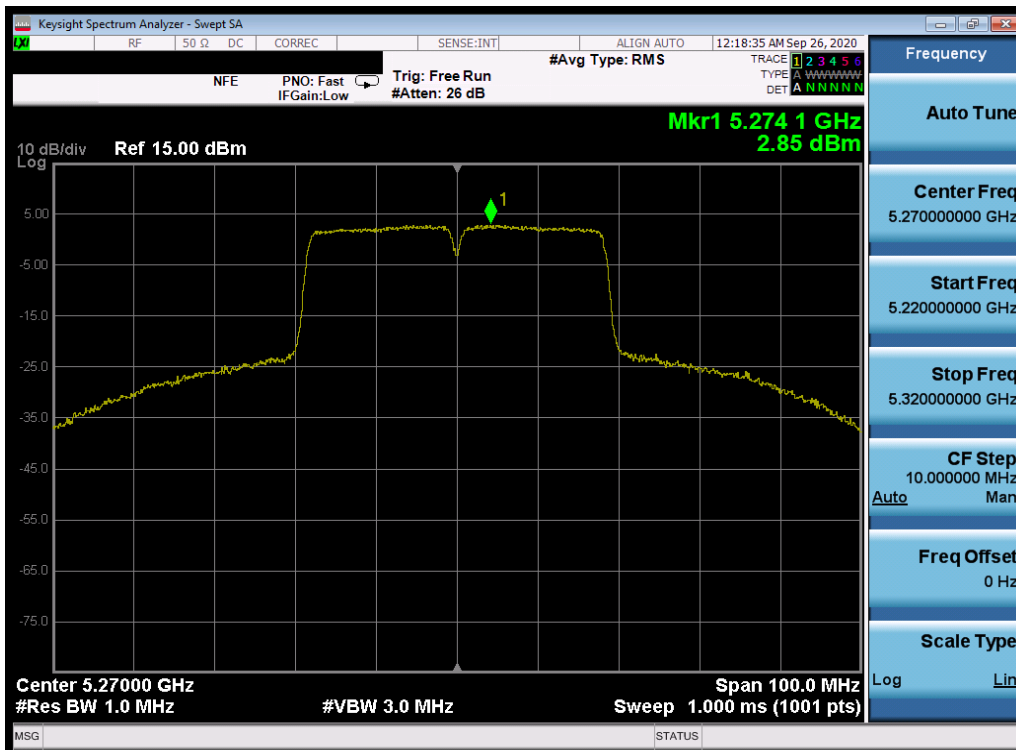


Plot 7-152. Power Spectral Density Plot SISO ANT1 (20MHz BW 802.11ax (UNII Band 2A) – Ch. 56)

FCC ID: A3LSMG996U	PCTEST Proud to be part of element	MEASUREMENT REPORT (CERTIFICATION)	SAMSUNG	Approved by: Quality Manager
Test Report S/N: 1M2009140143-09.A3L	Test Dates: 09/15 - 12/01/2020	EUT Type: Portable Handset		Page 106 of 234

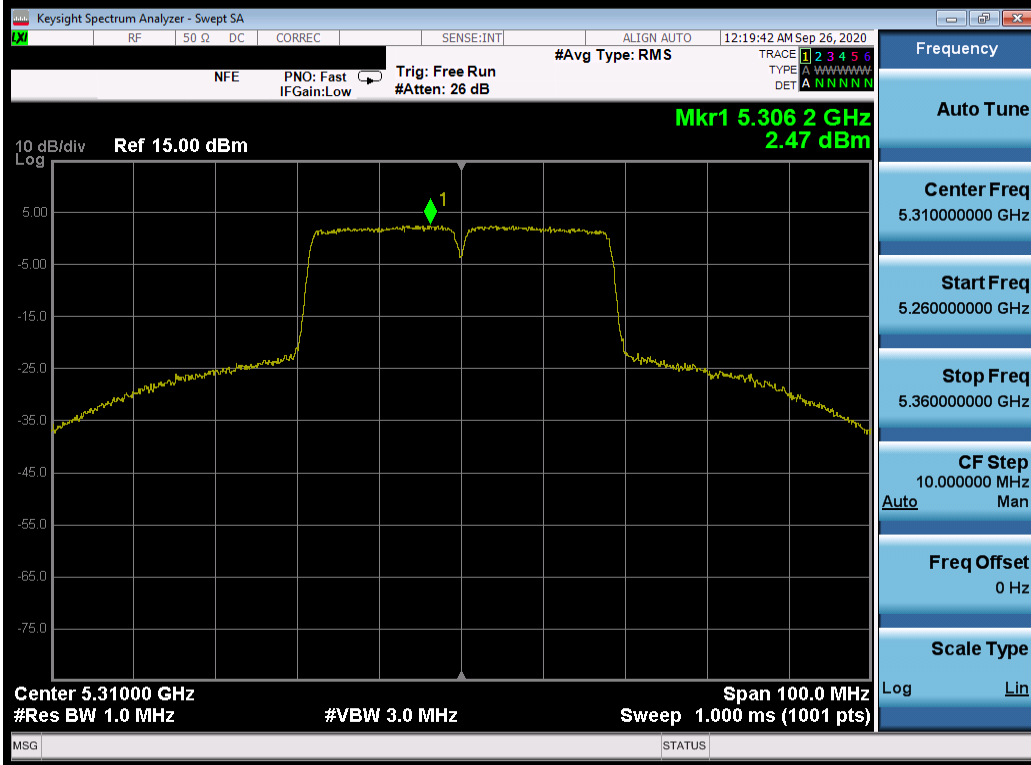


Plot 7-153. Power Spectral Density Plot SISO ANT1 (20MHz BW 802.11ax (UNII Band 2A) – Ch. 64)

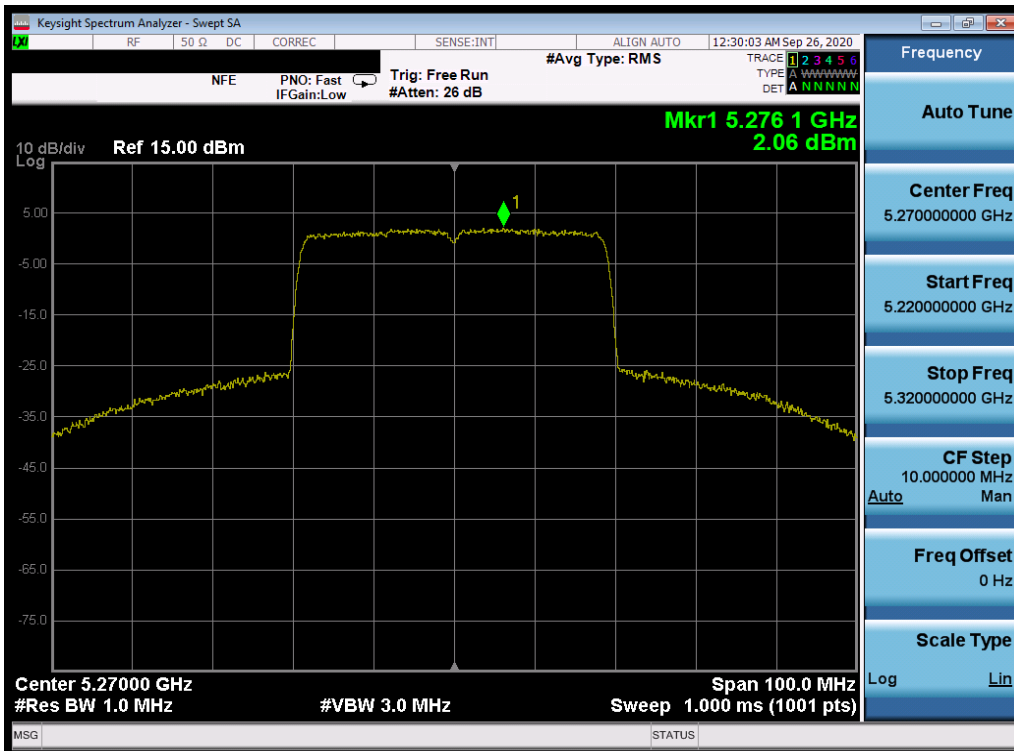


Plot 7-154. Power Spectral Density Plot SISO ANT1 (40MHz BW 802.11n (UNII Band 2A) – Ch. 54)

FCC ID: A3LSMG996U	PCTEST Proud to be part of element	MEASUREMENT REPORT (CERTIFICATION)	SAMSUNG	Approved by: Quality Manager
Test Report S/N: 1M2009140143-09.A3L	Test Dates: 09/15 - 12/01/2020	EUT Type: Portable Handset		Page 107 of 234

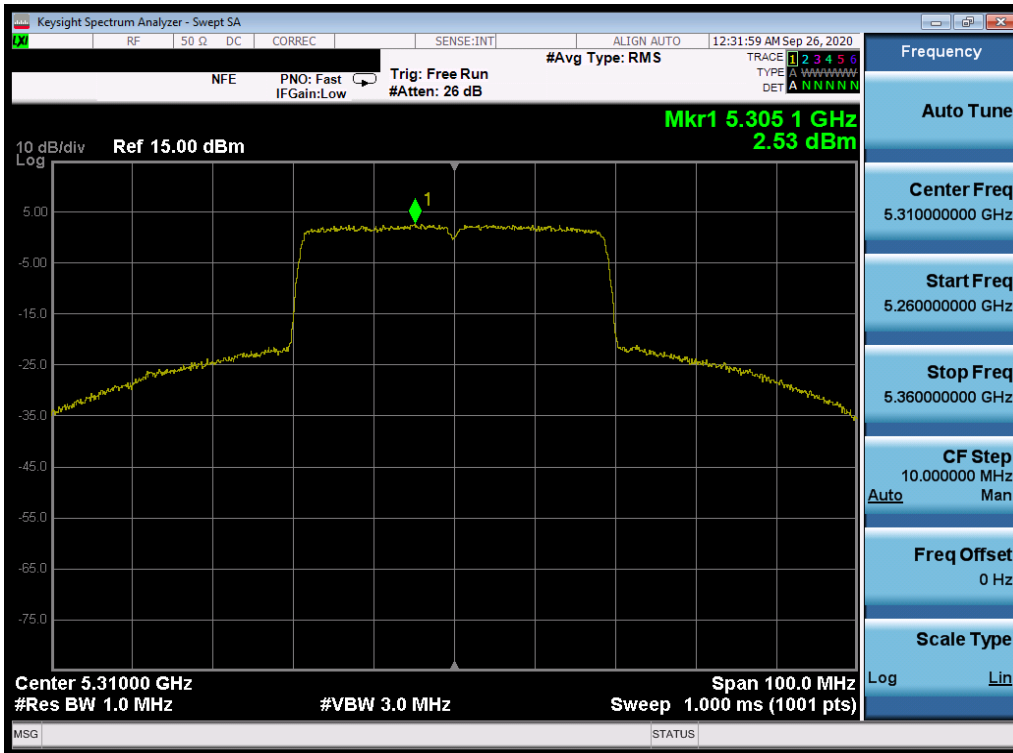


Plot 7-155. Power Spectral Density Plot SISO ANT1 (40MHz BW 802.11n (UNII Band 2A) – Ch. 62)

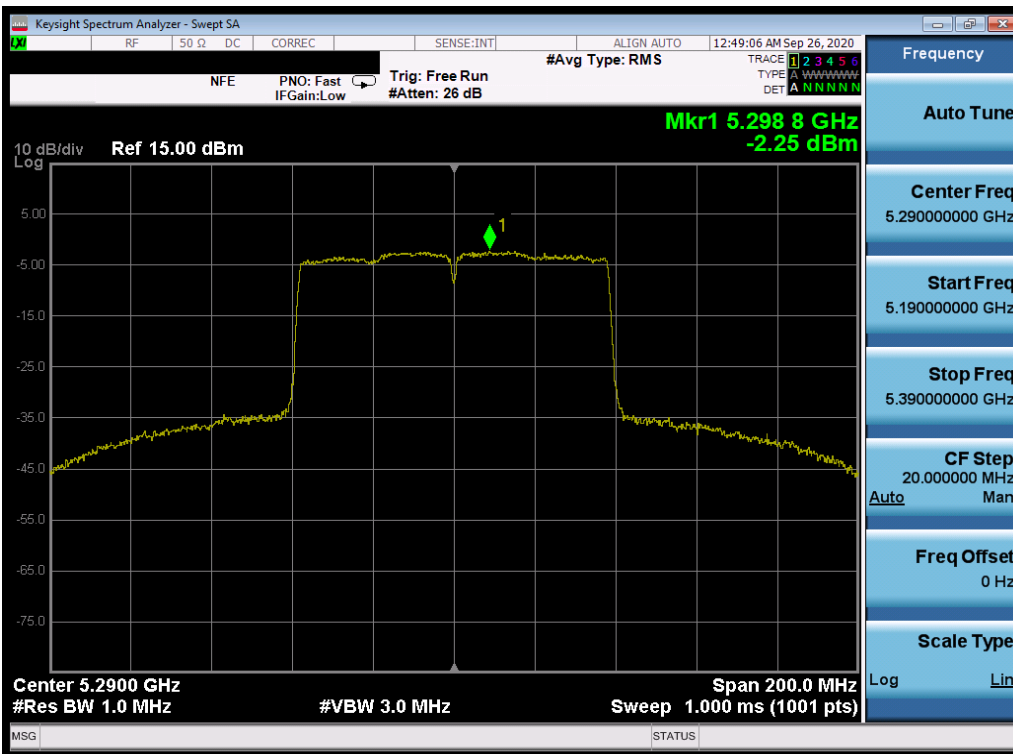


Plot 7-156. Power Spectral Density Plot SISO ANT1 (40MHz BW 802.11ax (UNII Band 2A) – Ch. 54)

FCC ID: A3LSMG996U	PCTEST Proud to be part of element	MEASUREMENT REPORT (CERTIFICATION)	SAMSUNG	Approved by: Quality Manager
Test Report S/N: 1M2009140143-09.A3L	Test Dates: 09/15 - 12/01/2020	EUT Type: Portable Handset		Page 108 of 234

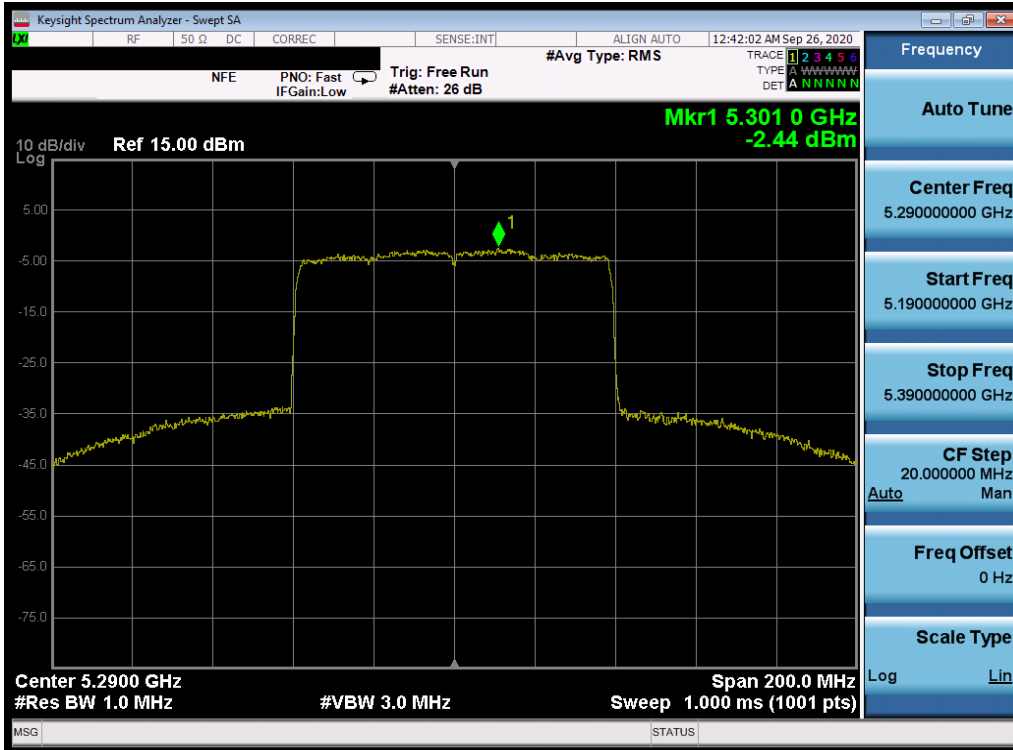


Plot 7-157. Power Spectral Density Plot SISO ANT1 (40MHz BW 802.11ax (UNII Band 2A) – Ch. 62)

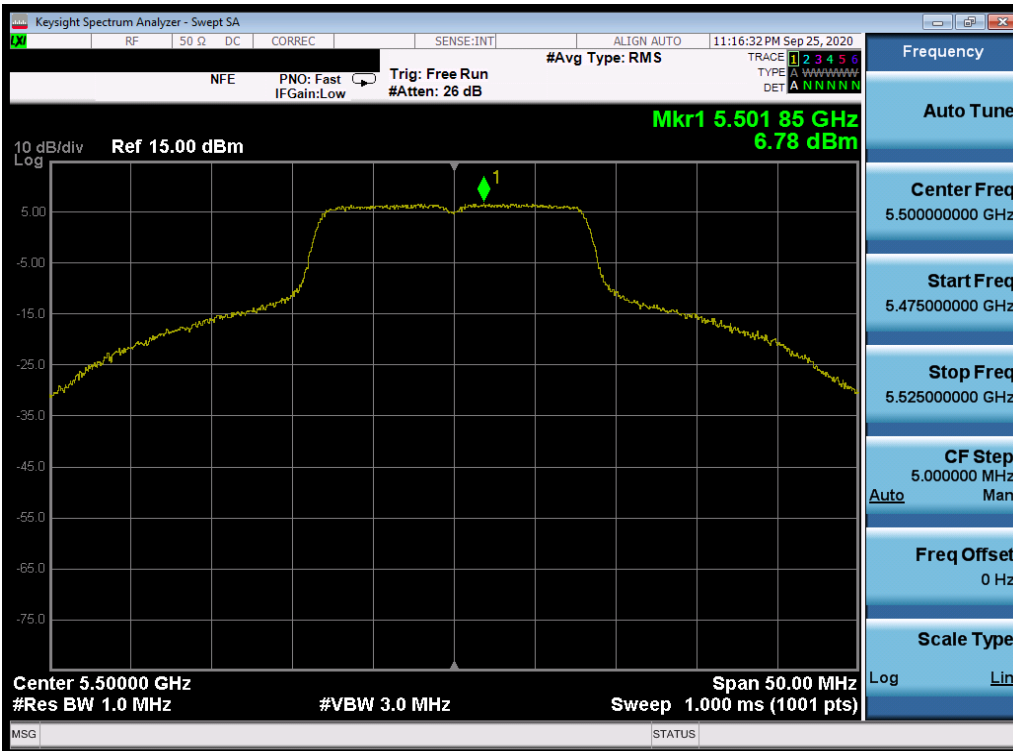


Plot 7-158. Power Spectral Density Plot SISO ANT1 (80MHz BW 802.11ac (UNII Band 2A) – Ch. 58)

FCC ID: A3LSMG996U	PCTEST Proud to be part of element	MEASUREMENT REPORT (CERTIFICATION)	SAMSUNG	Approved by: Quality Manager
Test Report S/N: 1M2009140143-09.A3L	Test Dates: 09/15 - 12/01/2020	EUT Type: Portable Handset		Page 109 of 234

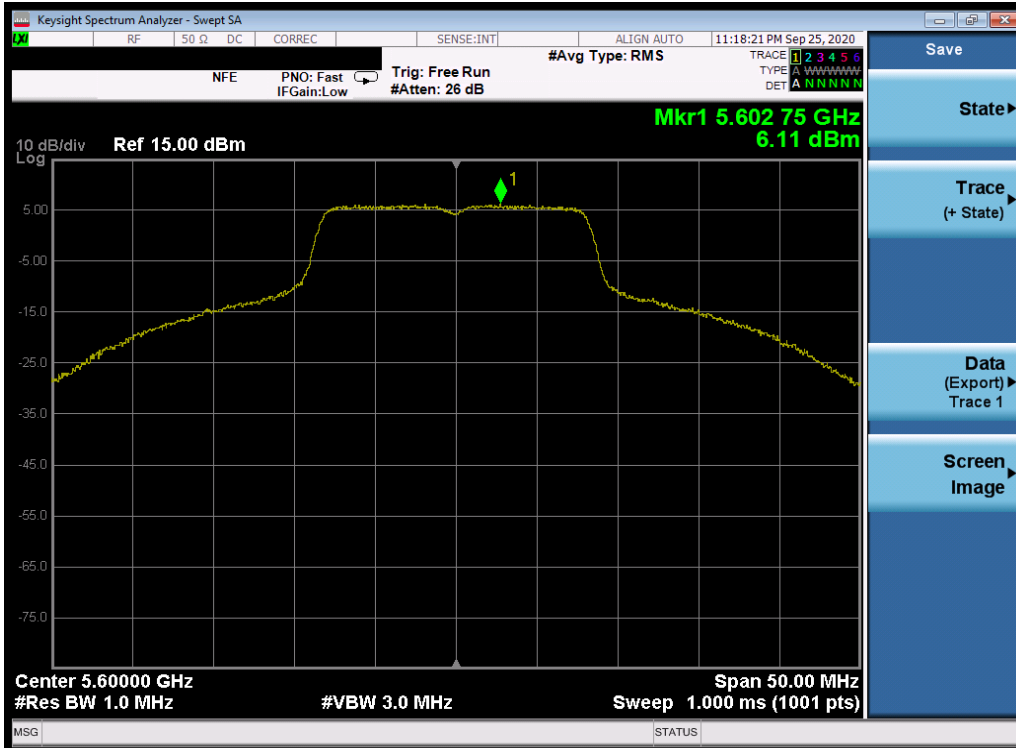


Plot 7-159. Power Spectral Density Plot SISO ANT1 (80MHz BW 802.11ax (UNII Band 2A) – Ch. 58)

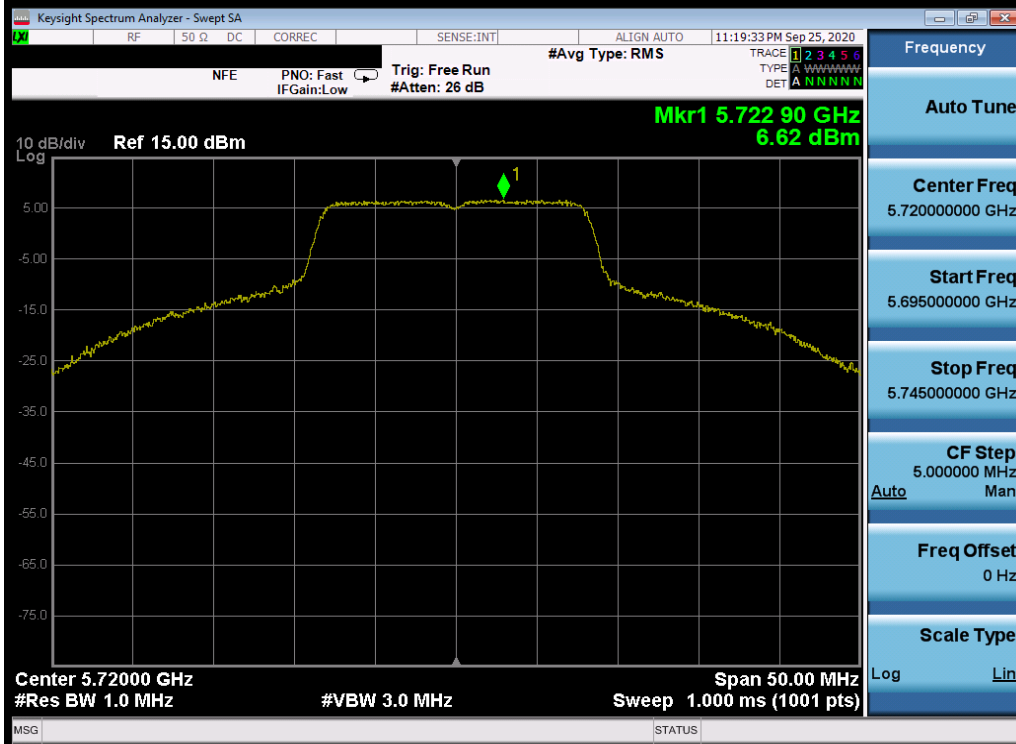


Plot 7-160. Power Spectral Density Plot SISO ANT1 (802.11a (UNII Band 2C) – Ch. 100)

FCC ID: A3LSMG996U	PCTEST Proud to be part of element	MEASUREMENT REPORT (CERTIFICATION)	SAMSUNG	Approved by: Quality Manager
Test Report S/N: 1M2009140143-09.A3L	Test Dates: 09/15 - 12/01/2020	EUT Type: Portable Handset		Page 110 of 234

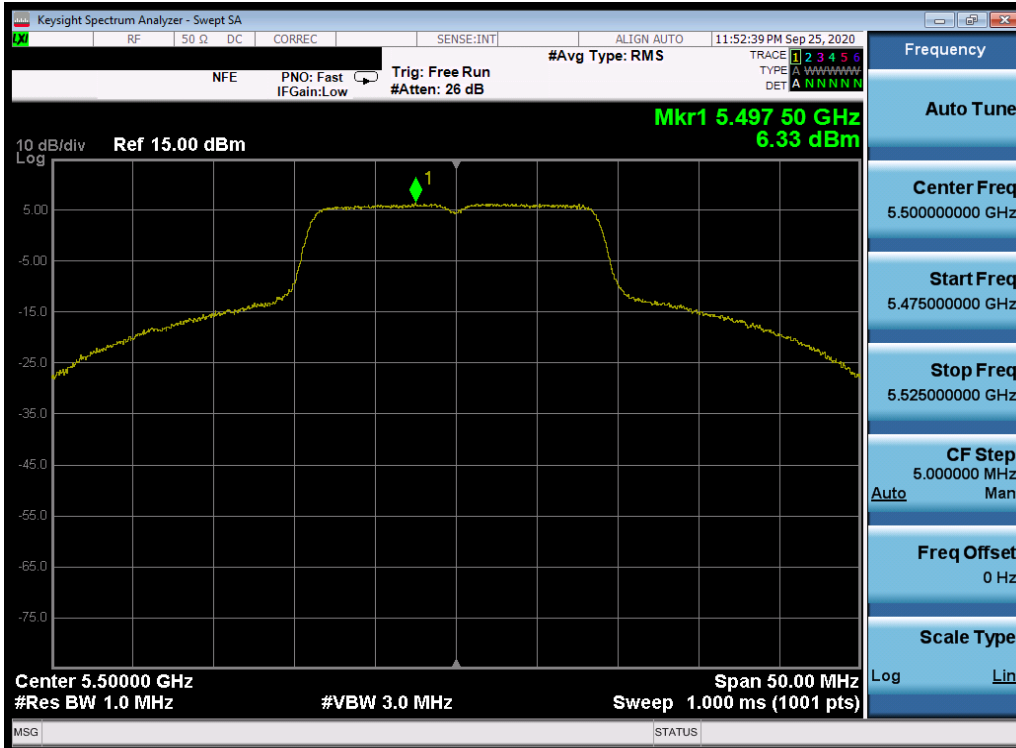


Plot 7-161. Power Spectral Density Plot SISO ANT1 (802.11a (UNII Band 2C) – Ch. 116120)

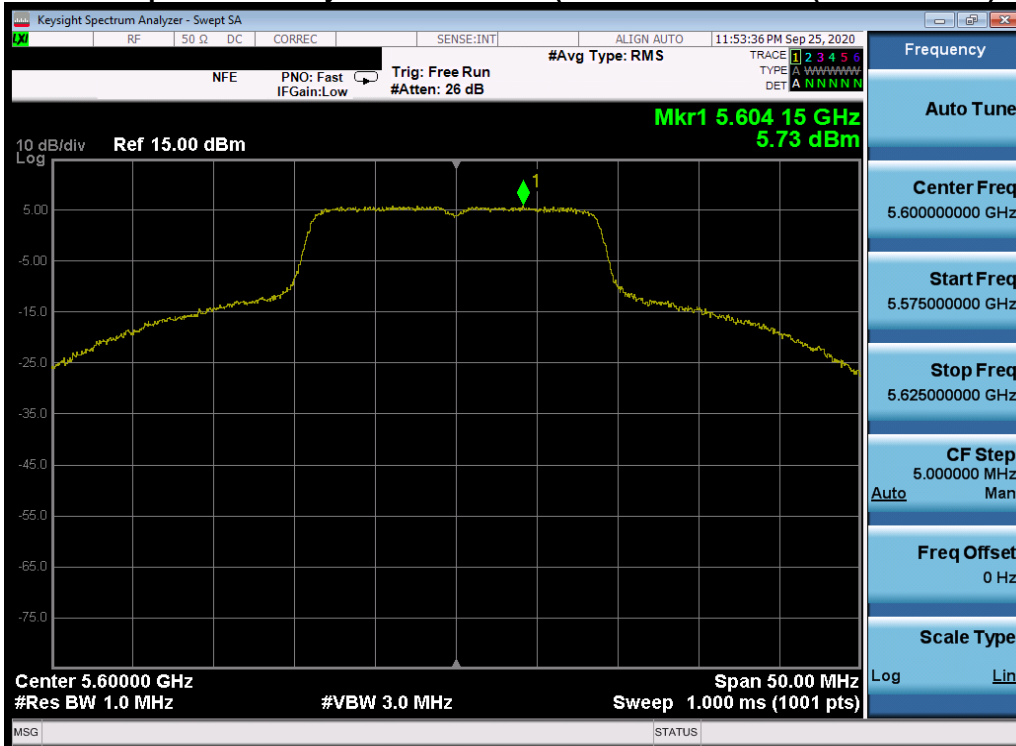


Plot 7-162. Power Spectral Density Plot SISO ANT1 (802.11a (UNII Band 2C) – Ch. 140144)

FCC ID: A3LSMG996U	PCTEST Proud to be part of element	MEASUREMENT REPORT (CERTIFICATION)	SAMSUNG	Approved by: Quality Manager
Test Report S/N: 1M2009140143-09.A3L	Test Dates: 09/15 - 12/01/2020	EUT Type: Portable Handset		Page 111 of 234

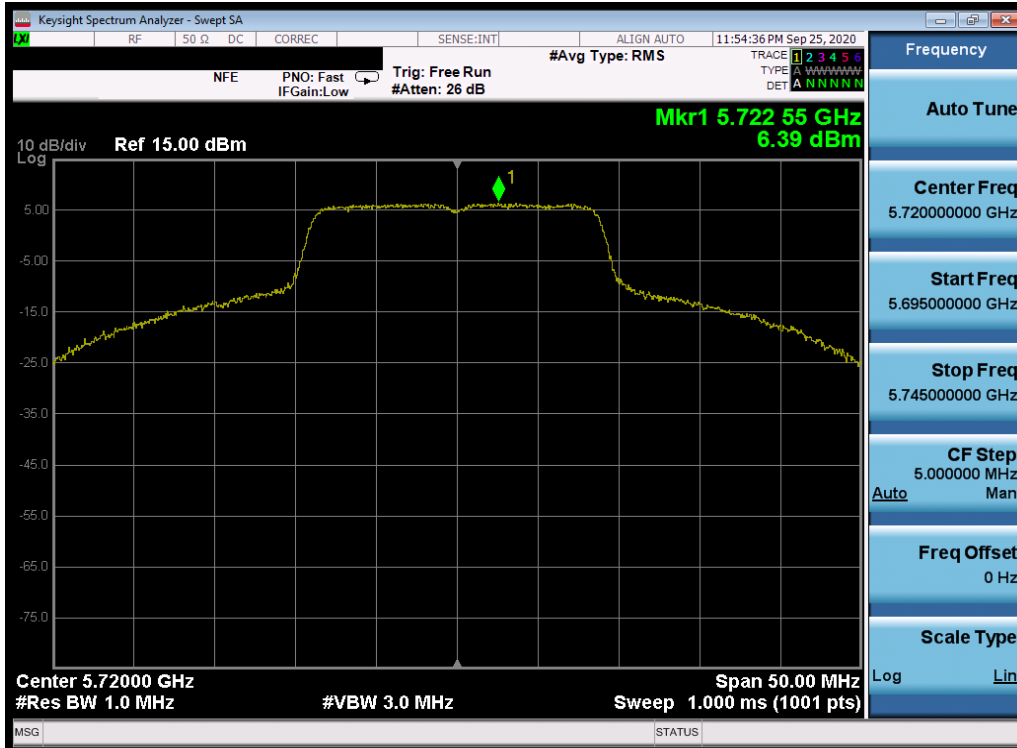


Plot 7-163. Power Spectral Density Plot SISO ANT1 (20MHz BW 802.11n (UNII Band 2C) – Ch. 100)

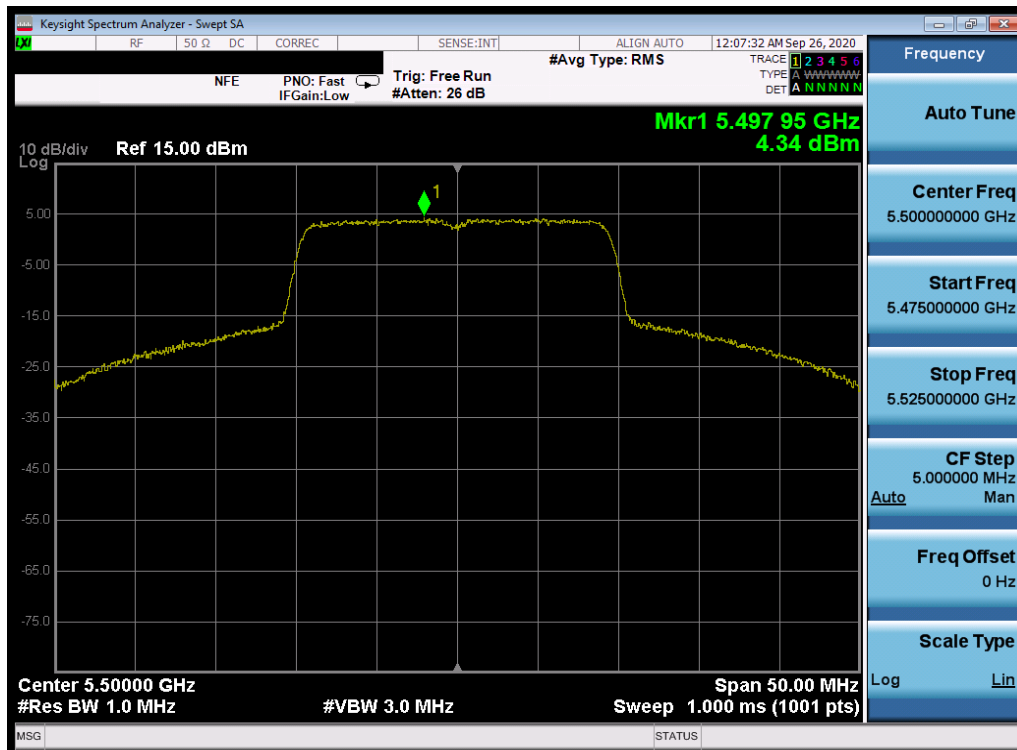


Plot 7-164. Power Spectral Density Plot SISO ANT1 (20MHz BW 802.11n (UNII Band 2C) – Ch. 116120)

FCC ID: A3LSMG996U	 Proud to be part of element	MEASUREMENT REPORT (CERTIFICATION)		Approved by: Quality Manager
Test Report S/N: 1M2009140143-09.A3L	Test Dates: 09/15 - 12/01/2020	EUT Type: Portable Handset	Page 112 of 234	

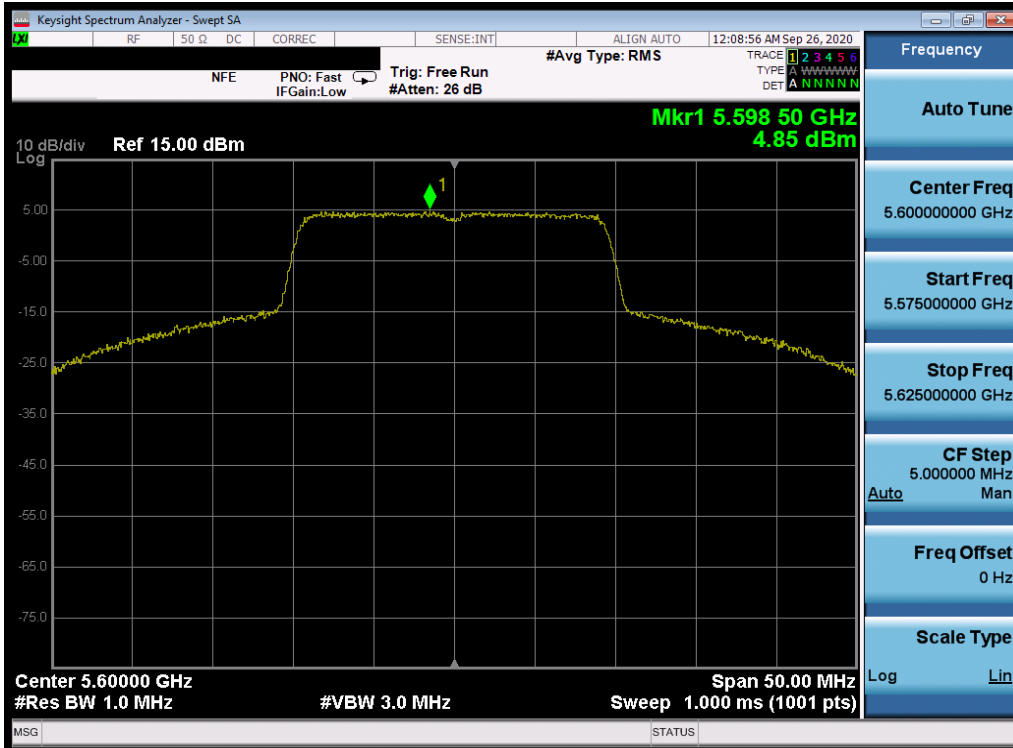


Plot 7-165. Power Spectral Density Plot SISO ANT1 (20MHz BW 802.11n (UNII Band 2C) – Ch. 140144)

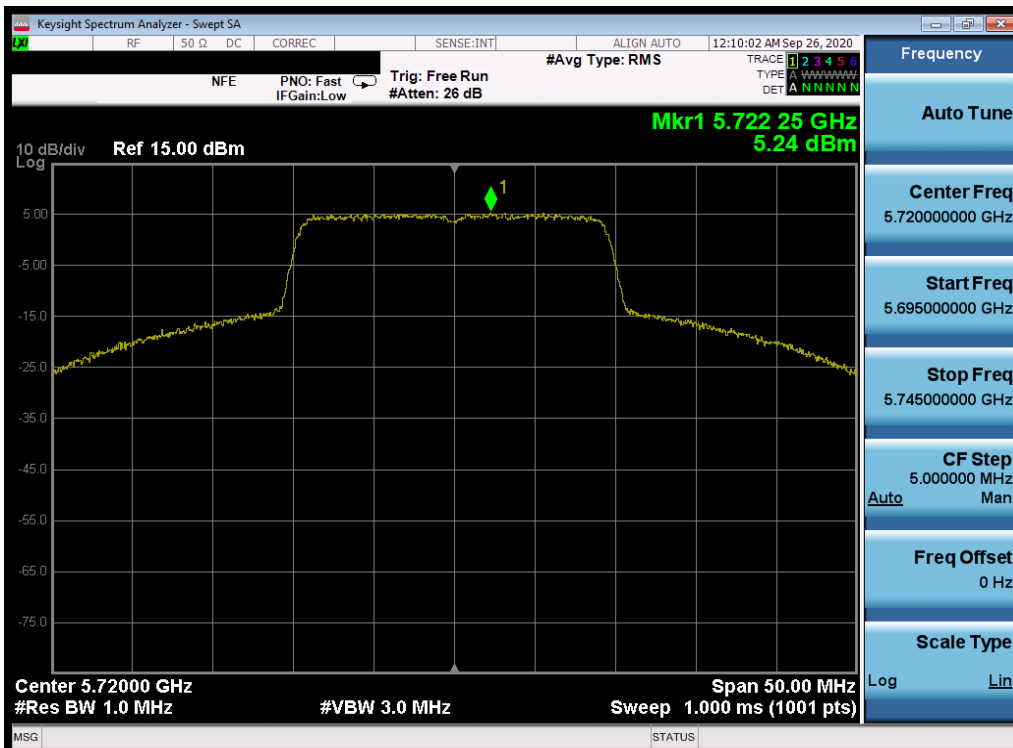


Plot 7-166. Power Spectral Density Plot SISO ANT1 (20MHz BW 802.11ax (UNII Band 2C) – Ch. 100)

FCC ID: A3LSMG996U	PCTEST Proud to be part of element	MEASUREMENT REPORT (CERTIFICATION)	SAMSUNG	Approved by: Quality Manager
Test Report S/N: 1M2009140143-09.A3L	Test Dates: 09/15 - 12/01/2020	EUT Type: Portable Handset		Page 113 of 234

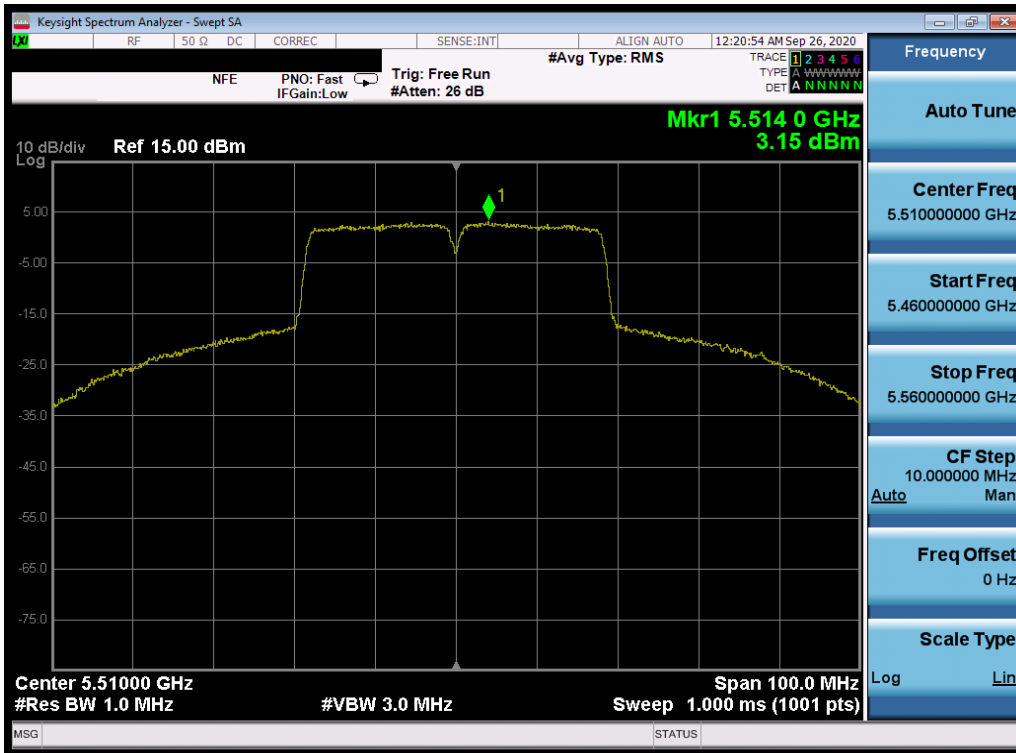


Plot 7-167. Power Spectral Density Plot SISO ANT1 (20MHz BW 802.11ax (UNII Band 2C) – Ch. 120)

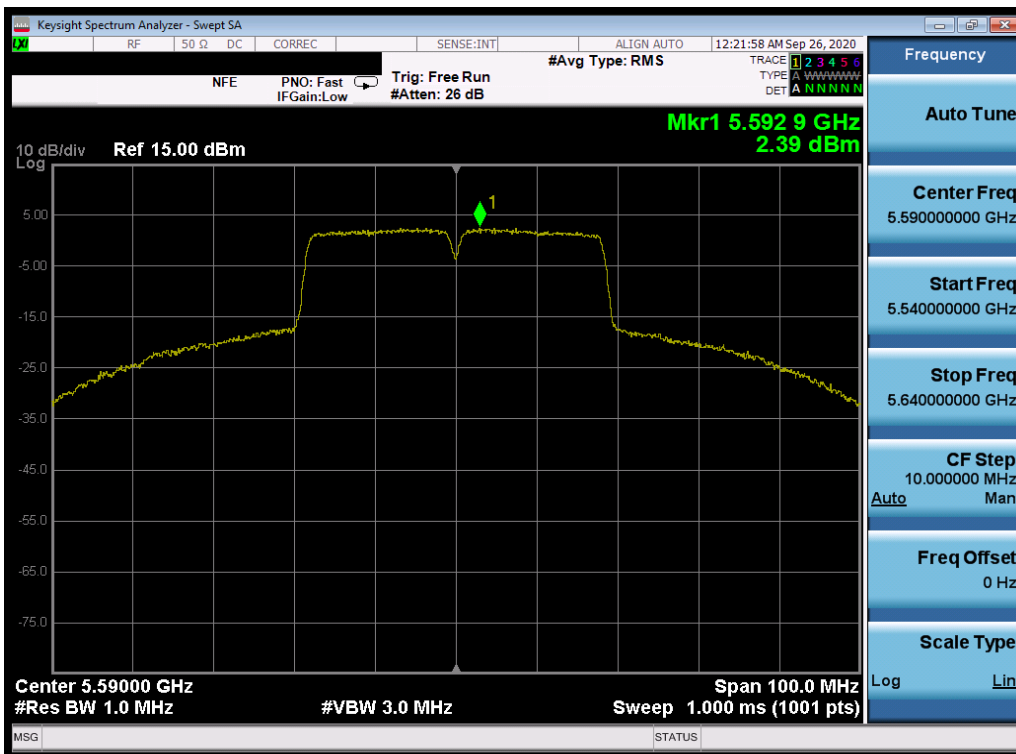


Plot 7-168. Power Spectral Density Plot SISO ANT1 (20MHz BW 802.11ax (UNII Band 2C) – Ch. 120)


FCC ID: A3LSMG996U	PCTEST Proud to be part of element	MEASUREMENT REPORT (CERTIFICATION)	SAMSUNG	Approved by: Quality Manager
Test Report S/N: 1M2009140143-09.A3L	Test Dates: 09/15 - 12/01/2020	EUT Type: Portable Handset		Page 114 of 234

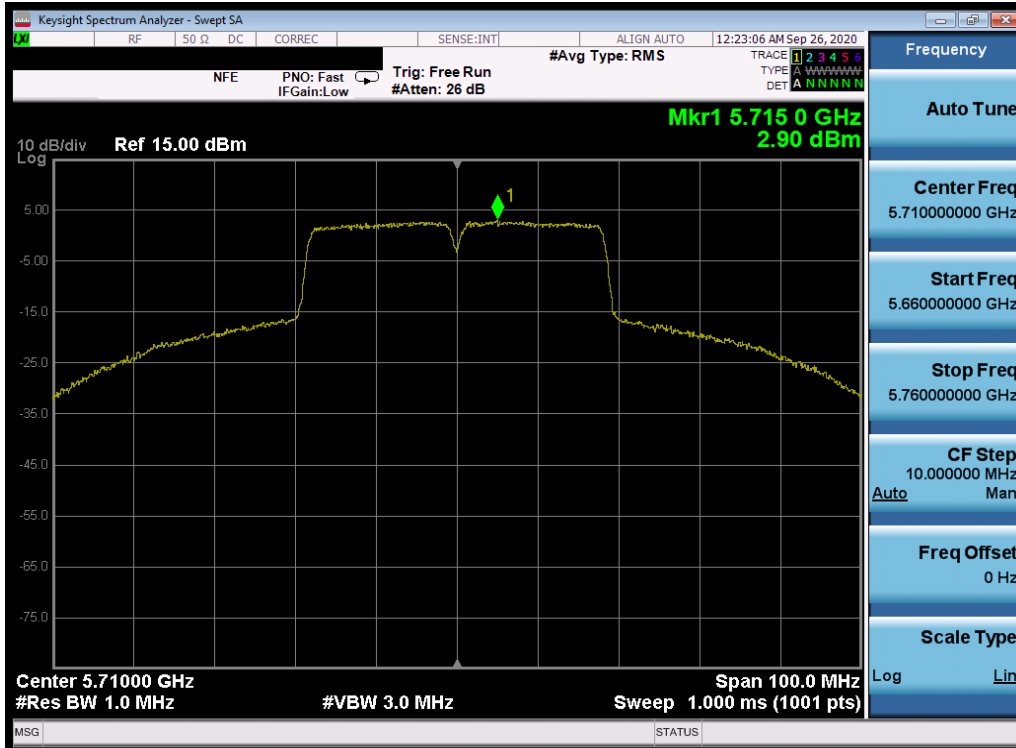


Plot 7-169. Power Spectral Density Plot SISO ANT1 (40MHz BW 802.11n (UNII Band 2C) – Ch. 102)

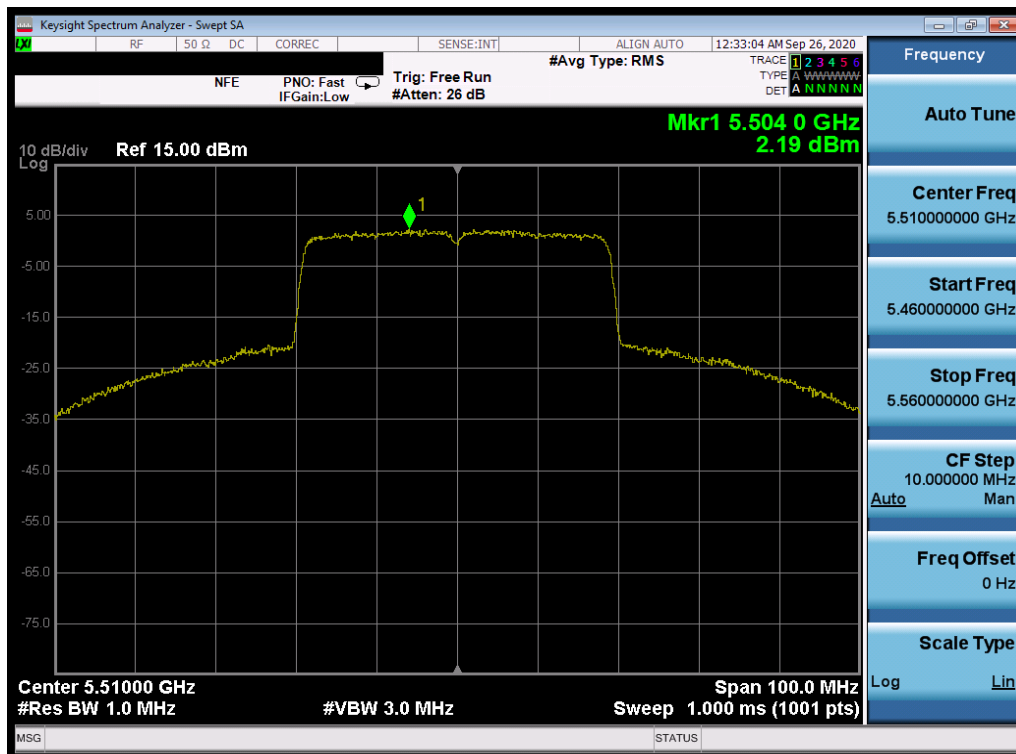


Plot 7-170. Power Spectral Density Plot SISO ANT1 (40MHz BW 802.11n (UNII Band 2C) – Ch. 110118)

FCC ID: A3LSMG996U	 Proud to be part of element	MEASUREMENT REPORT (CERTIFICATION)		Approved by: Quality Manager
Test Report S/N: 1M2009140143-09.A3L	Test Dates: 09/15 - 12/01/2020	EUT Type: Portable Handset		Page 115 of 234

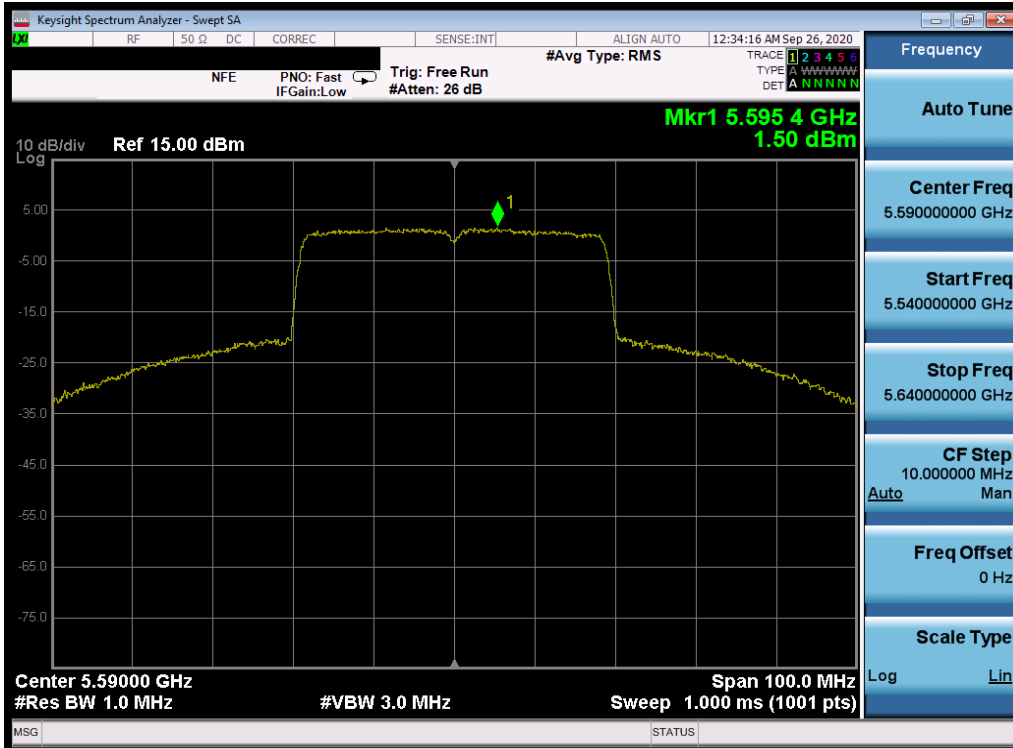


Plot 7-171. Power Spectral Density Plot SISO ANT1 (40MHz BW 802.11n (UNII Band 2C) – Ch. 134142)

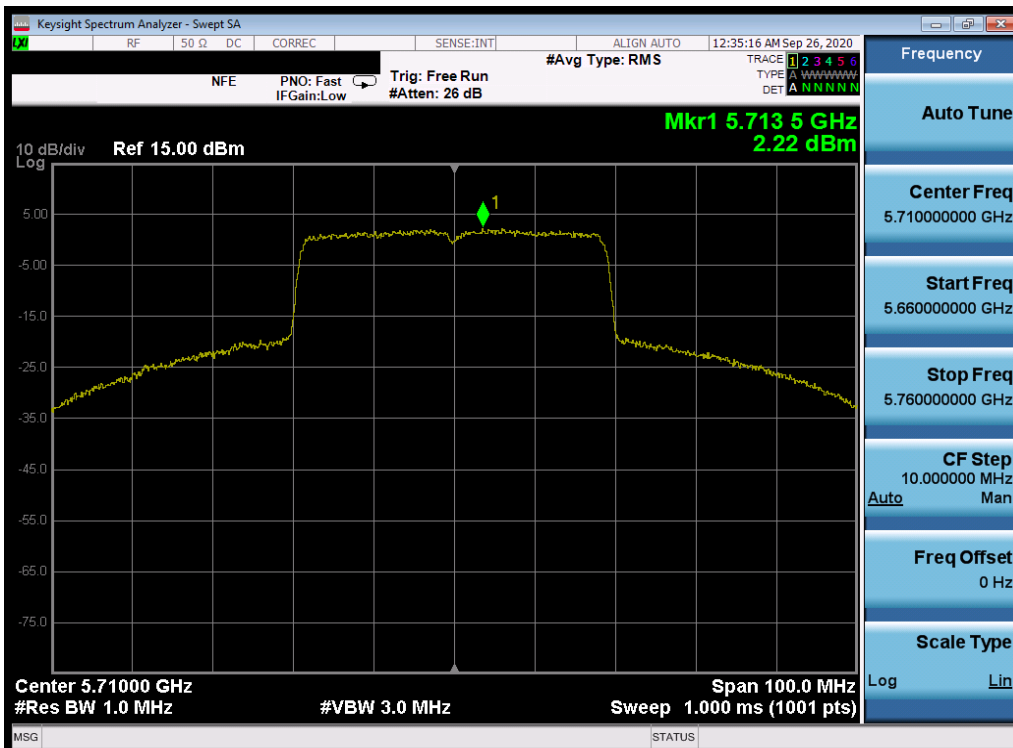


Plot 7-172. Power Spectral Density Plot SISO ANT1 (40MHz BW 802.11ax (UNII Band 2C) – Ch. 102)

FCC ID: A3LSMG996U	PCTEST Proud to be part of element	MEASUREMENT REPORT (CERTIFICATION)	SAMSUNG	Approved by: Quality Manager
Test Report S/N: 1M2009140143-09.A3L	Test Dates: 09/15 - 12/01/2020	EUT Type: Portable Handset		Page 116 of 234

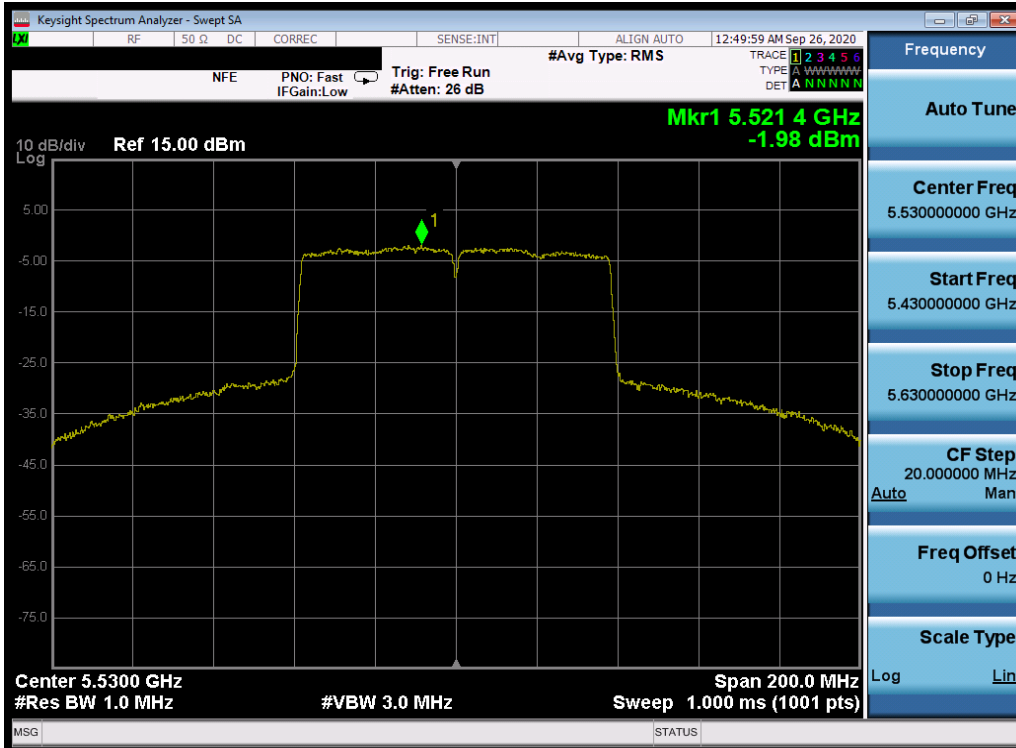


Plot 7-173. Power Spectral Density Plot SISO ANT1 (40MHz BW 802.11ax (UNII Band 2C) – Ch. 118)

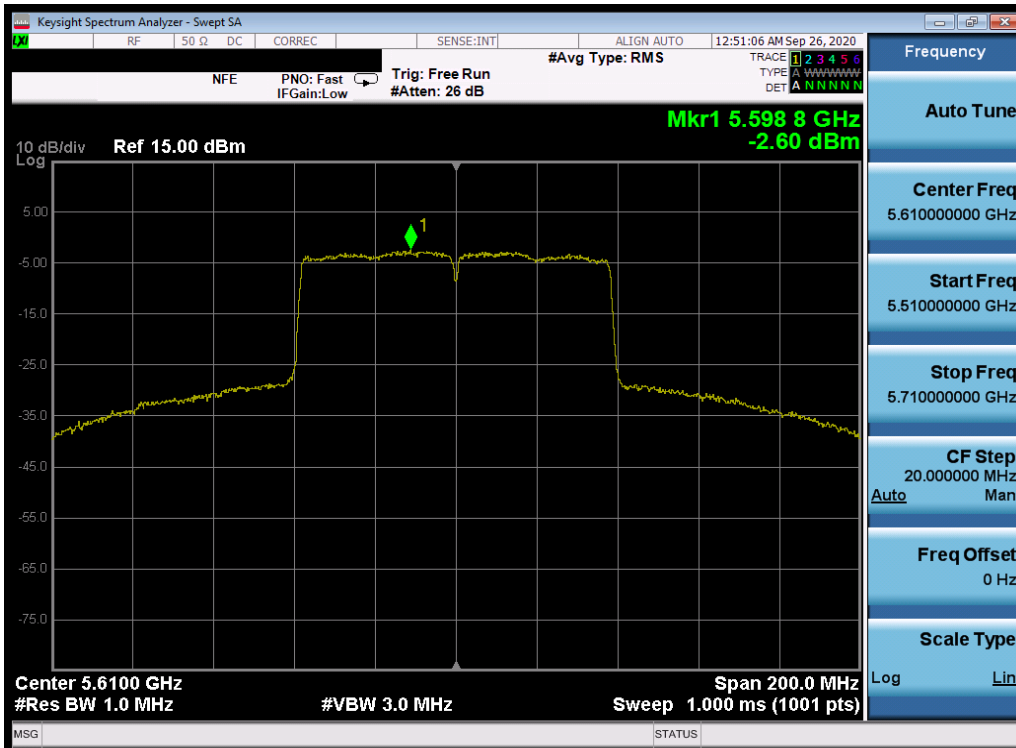


Plot 7-174. Power Spectral Density Plot SISO ANT1 (40MHz BW 802.11ax (UNII Band 2C) – Ch. 142)

FCC ID: A3LSMG996U	PCTEST Proud to be part of element	MEASUREMENT REPORT (CERTIFICATION)	SAMSUNG	Approved by: Quality Manager
Test Report S/N: 1M2009140143-09.A3L	Test Dates: 09/15 - 12/01/2020	EUT Type: Portable Handset		Page 117 of 234

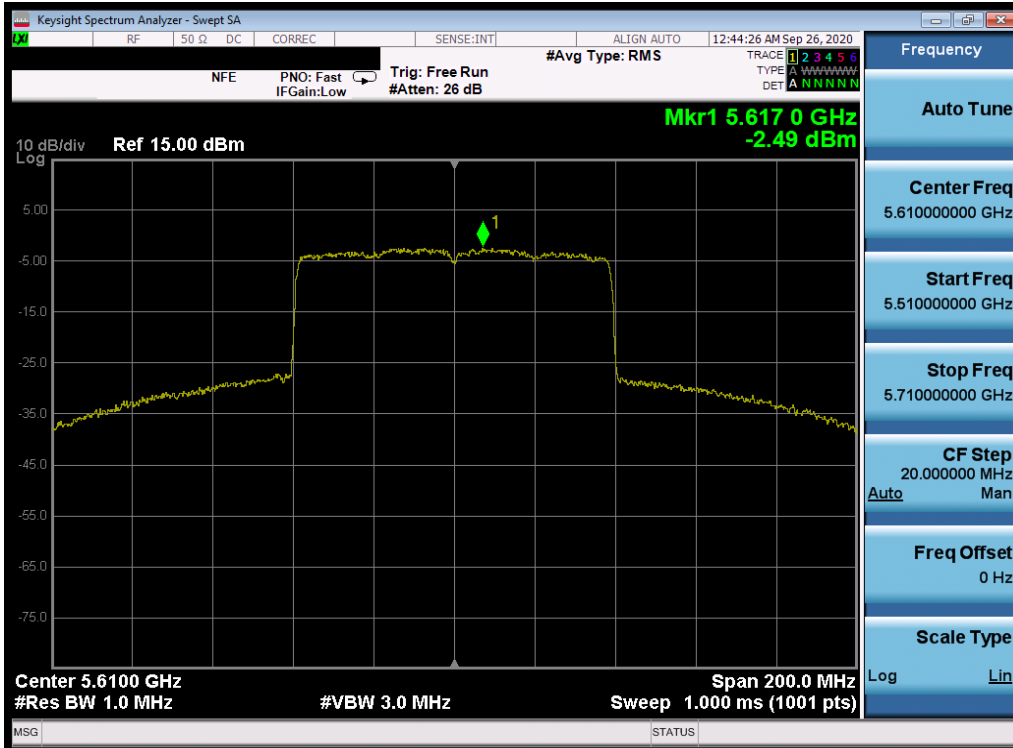


Plot 7-175. Power Spectral Density Plot SISO ANT1 (80MHz BW 802.11ac (UNII Band 2C) – Ch. 106)

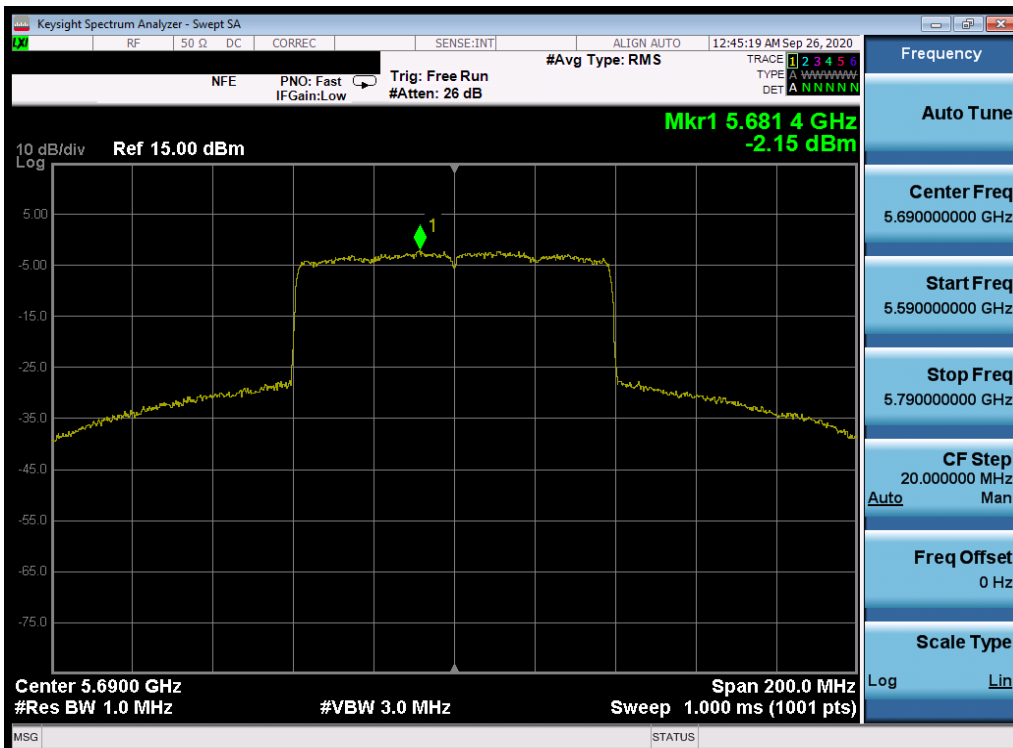


Plot 7-176. Power Spectral Density Plot SISO ANT1 (80MHz BW 802.11ac (UNII Band 2C) – Ch. 122)

FCC ID: A3LSMG996U	PCTEST Proud to be part of element	MEASUREMENT REPORT (CERTIFICATION)	SAMSUNG	Approved by: Quality Manager
Test Report S/N: 1M2009140143-09.A3L	Test Dates: 09/15 - 12/01/2020	EUT Type: Portable Handset		Page 118 of 234



Plot 7-179. Power Spectral Density Plot SISO ANT1 (80MHz BW 802.11ax (UNII Band 2C) – Ch. 122)

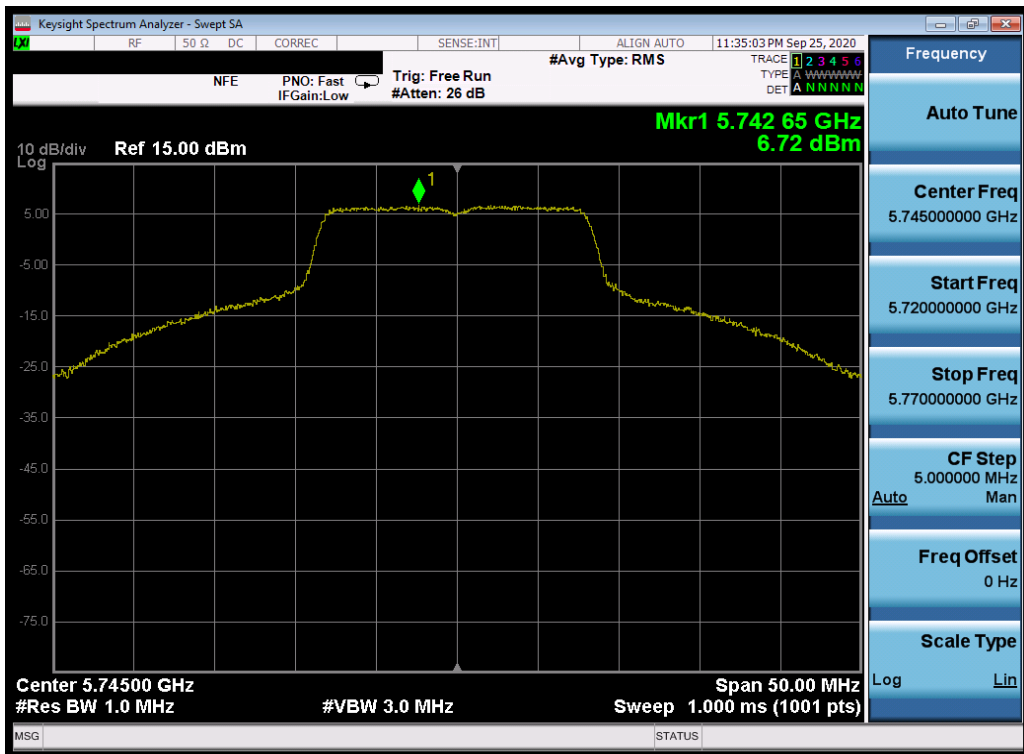


Plot 7-180. Power Spectral Density Plot SISO ANT1 (80MHz BW 802.11ax (UNII Band 2C) – Ch. 138)

FCC ID: A3LSMG996U	PCTEST Proud to be part of element	MEASUREMENT REPORT (CERTIFICATION)	SAMSUNG	Approved by: Quality Manager
Test Report S/N: 1M2009140143-09.A3L	Test Dates: 09/15 - 12/01/2020	EUT Type: Portable Handset		Page 120 of 234

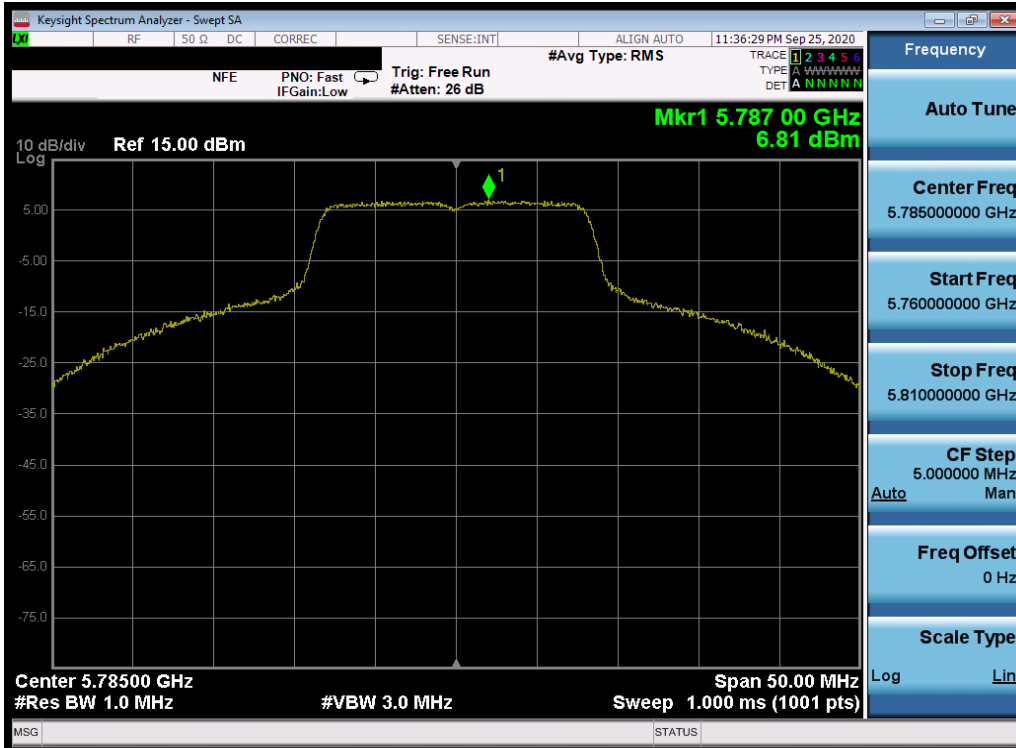
	Frequency [MHz]	Channel No.	802.11 Mode	Data Rate [Mbps]	Measured Power Density [dBm]	Max Permissible Power Density [dBm/500kHz]	Margin [dB]
Band 3	5745	149	a	6	6.72	30.0	-23.28
	5785	157	a	6	6.81	30.0	-23.19
	5825	165	a	6	5.20	30.0	-24.80
	5745	149	n (20MHz)	6.5/7.2 (MCS0)	6.37	30.0	-23.63
	5785	157	n (20MHz)	6.5/7.2 (MCS0)	6.46	30.0	-23.54
	5825	165	n (20MHz)	6.5/7.2 (MCS0)	6.15	30.0	-23.85
	5745	149	ax (20MHz)	6.5/7.2 (MCS0)	5.37	30.0	-24.63
	5785	157	ax (20MHz)	6.5/7.2 (MCS0)	5.73	30.0	-24.27
	5825	165	ax (20MHz)	6.5/7.2 (MCS0)	5.17	30.0	-24.83
	5755	151	n (40MHz)	13.5/15 (MCS0)	2.47	30.0	-27.53
	5795	159	n (40MHz)	13.5/15 (MCS0)	2.47	30.0	-27.53
	5755	151	ax (40MHz)	13.5/15 (MCS0)	2.76	30.0	-27.24
	5795	159	ax (40MHz)	13.5/15 (MCS0)	2.82	30.0	-27.18
	5775	155	ac (80MHz)	29.3/32.5 (MCS0)	-2.82	30.0	-32.82
5775	155	ax (80MHz)	29.3/32.5 (MCS0)	-2.36	30.0	-32.36	

Table 7-23. Band 3 Conducted Power Spectral Density Measurements SISO ANT1

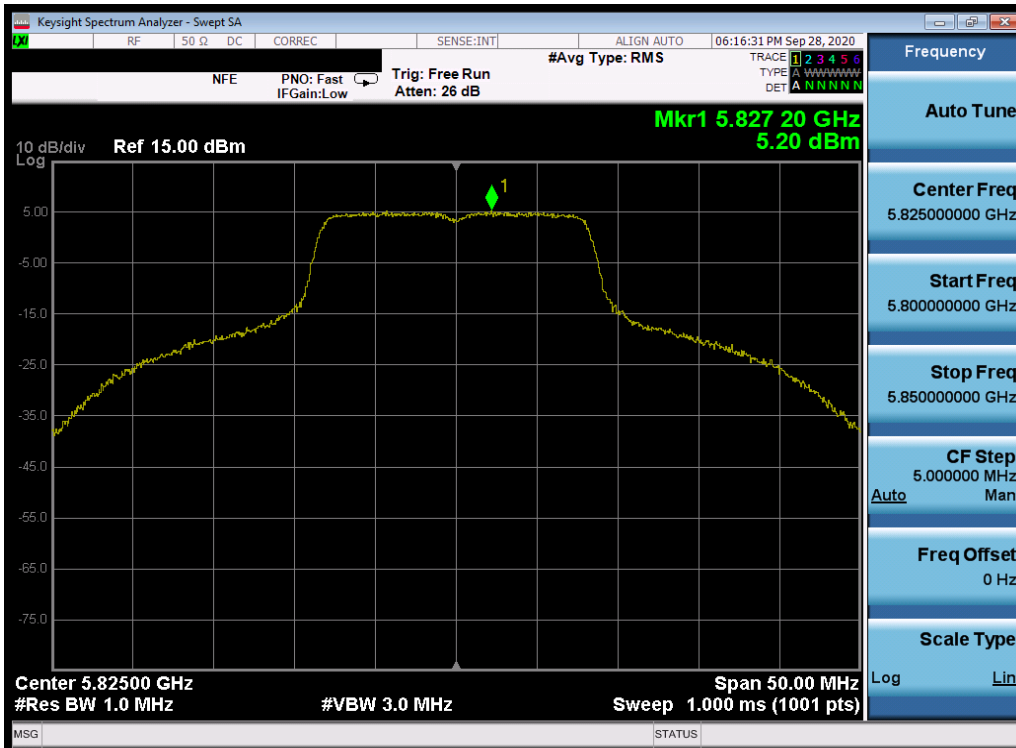


Plot 7-181. Power Spectral Density Plot SISO ANT1 (802.11a (UNII Band 3) – Ch. 149)

FCC ID: A3LSMG996U			MEASUREMENT REPORT (CERTIFICATION)		Approved by: Quality Manager
Test Report S/N: 1M2009140143-09.A3L	Test Dates: 09/15 - 12/01/2020	EUT Type: Portable Handset	Page 121 of 234		

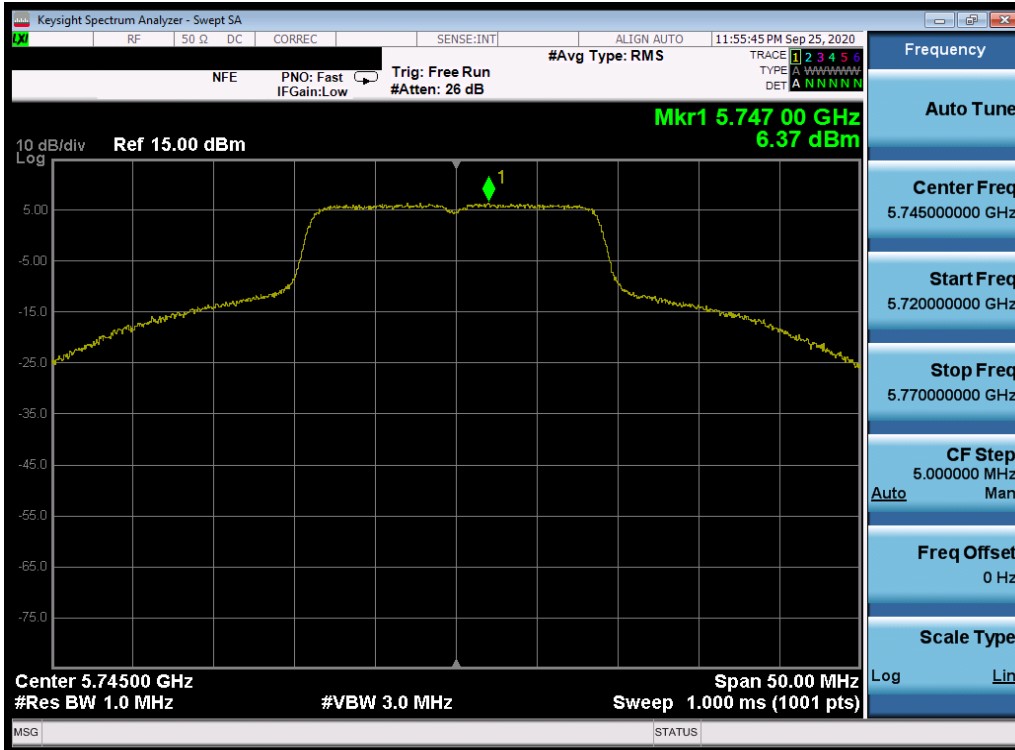


Plot 7-182. Power Spectral Density Plot SISO ANT1 (802.11a (UNII Band 3) – Ch. 157)

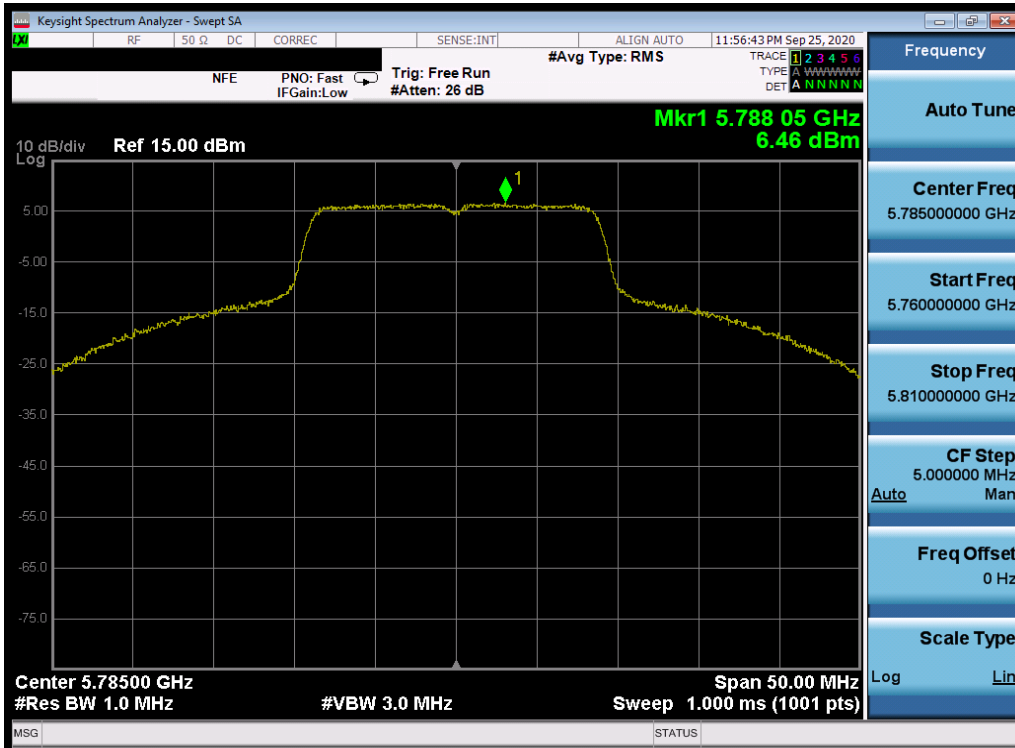


Plot 7-183. Power Spectral Density Plot SISO ANT1 (802.11a (UNII Band 3) – Ch. 165)


FCC ID: A3LSMG996U	PCTEST Proud to be part of element	MEASUREMENT REPORT (CERTIFICATION)	SAMSUNG	Approved by: Quality Manager
Test Report S/N: 1M2009140143-09.A3L	Test Dates: 09/15 - 12/01/2020	EUT Type: Portable Handset		Page 122 of 234

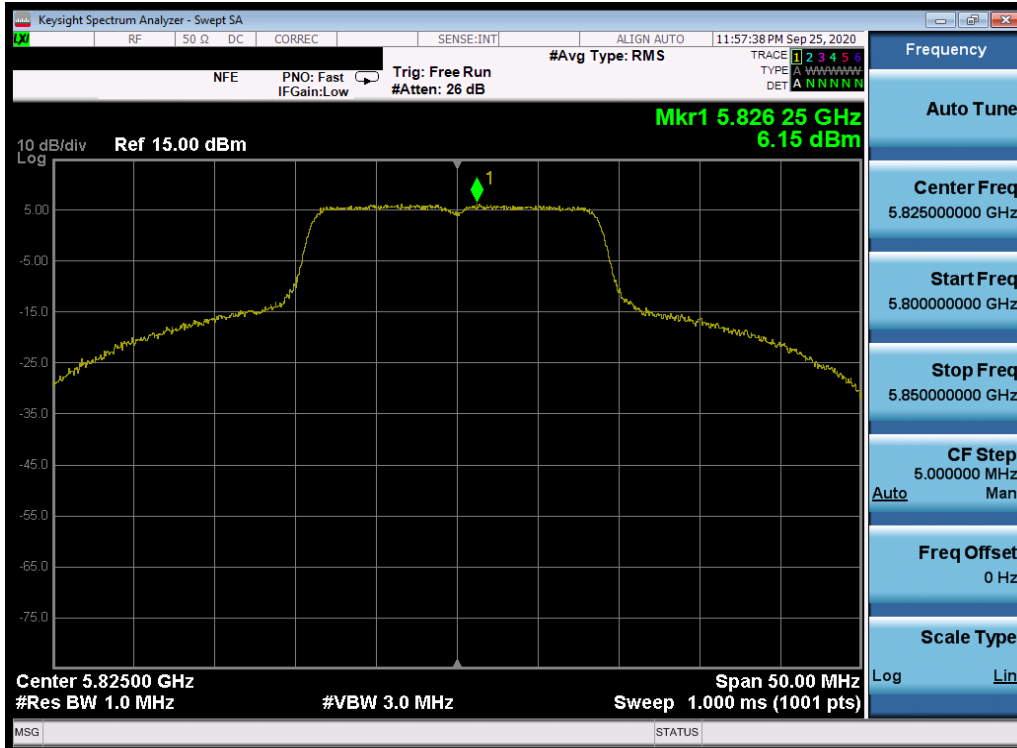


Plot 7-184. Power Spectral Density Plot SISO ANT1 (20MHz BW 802.11n (UNII Band 3) – Ch. 149)

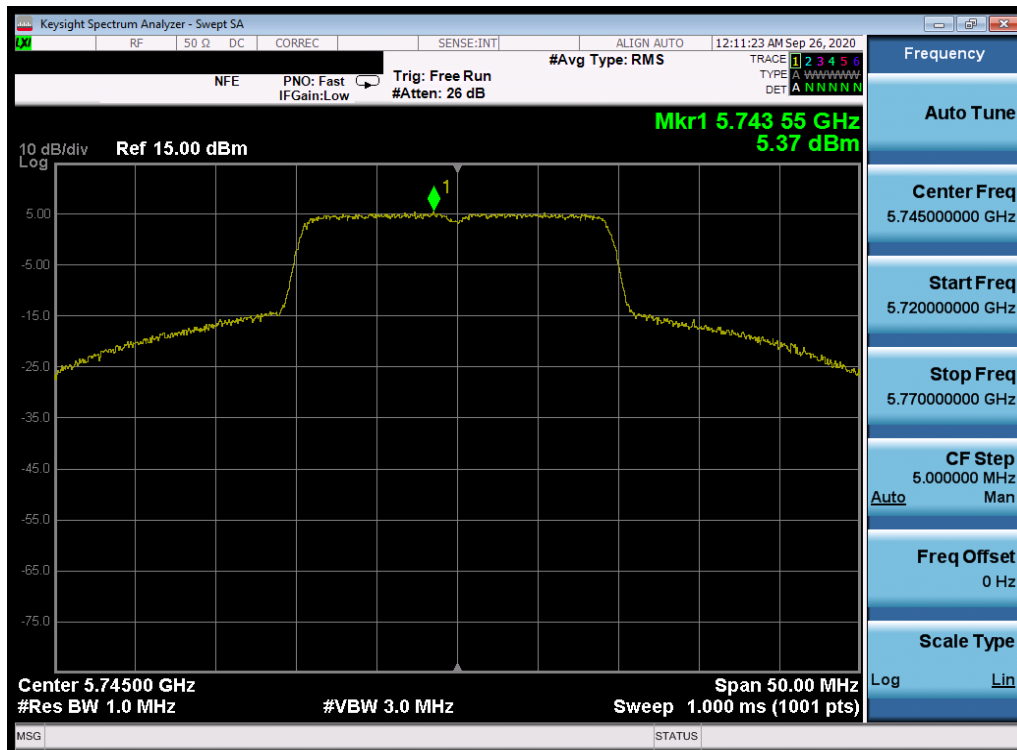


Plot 7-185. Power Spectral Density Plot SISO ANT1 (20MHz BW 802.11n (UNII Band 3) – Ch. 157)

FCC ID: A3LSMG996U	 Proud to be part of element	MEASUREMENT REPORT (CERTIFICATION)		Approved by: Quality Manager
Test Report S/N: 1M2009140143-09.A3L	Test Dates: 09/15 - 12/01/2020	EUT Type: Portable Handset		Page 123 of 234

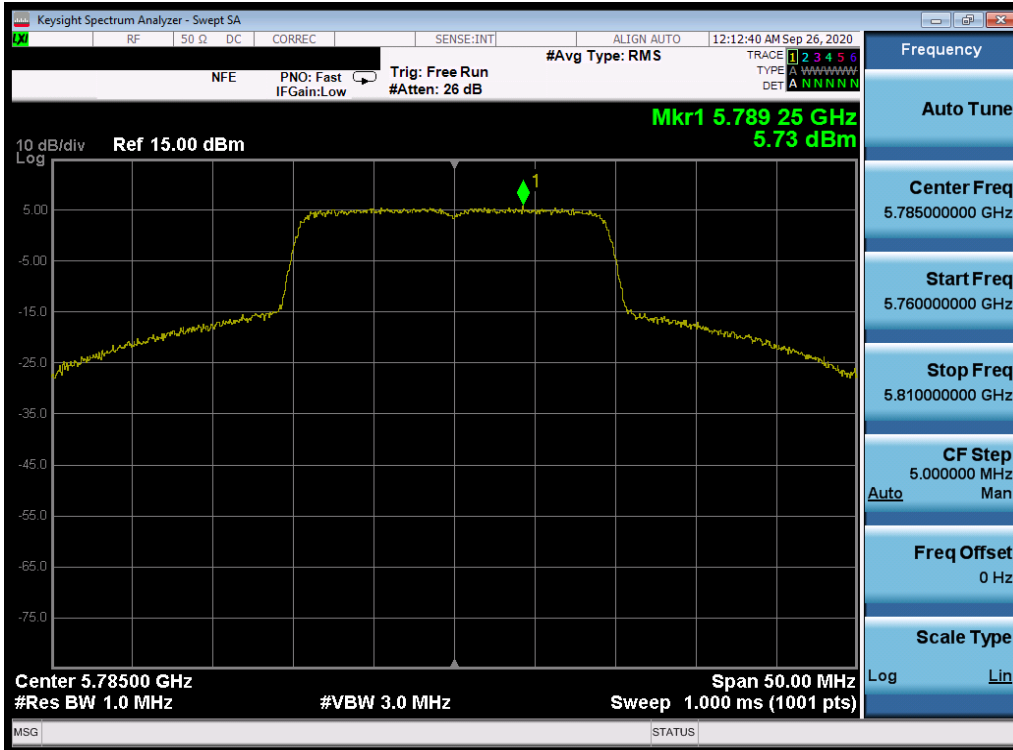


Plot 7-186. Power Spectral Density Plot SISO ANT1 (20MHz BW 802.11n (UNII Band 3) – Ch. 165)

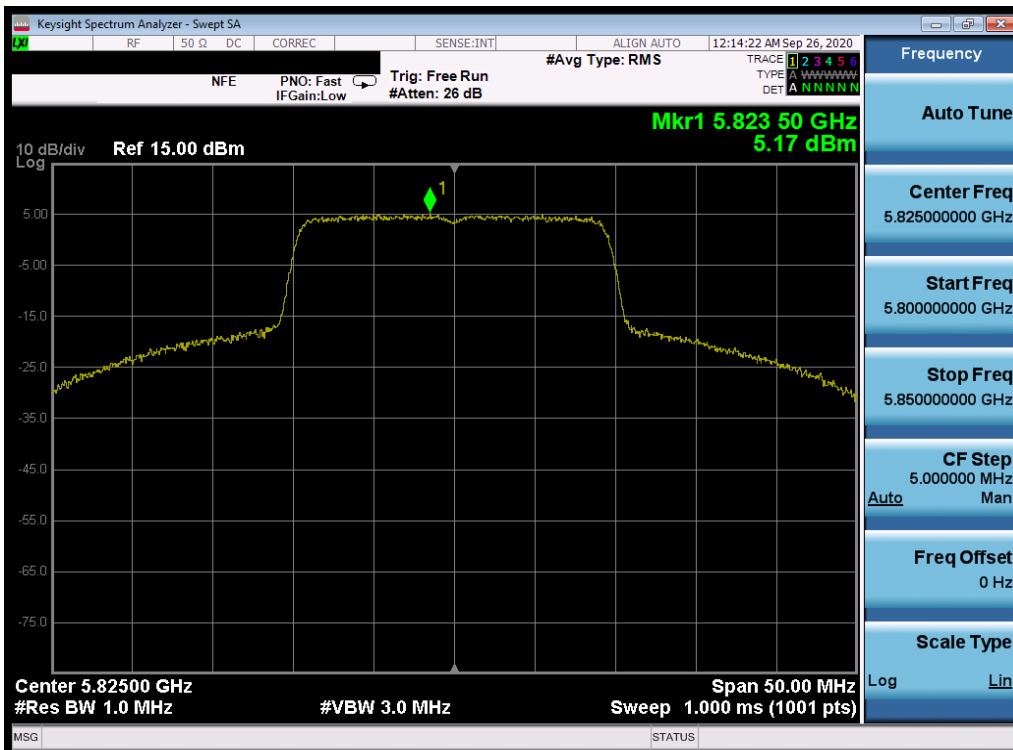


Plot 7-187. Power Spectral Density Plot SISO ANT1 (20MHz BW 802.11ax (UNII Band 3) – Ch. 149)

FCC ID: A3LSMG996U	PCTEST Proud to be part of element	MEASUREMENT REPORT (CERTIFICATION)	SAMSUNG	Approved by: Quality Manager
Test Report S/N: 1M2009140143-09.A3L	Test Dates: 09/15 - 12/01/2020	EUT Type: Portable Handset		Page 124 of 234

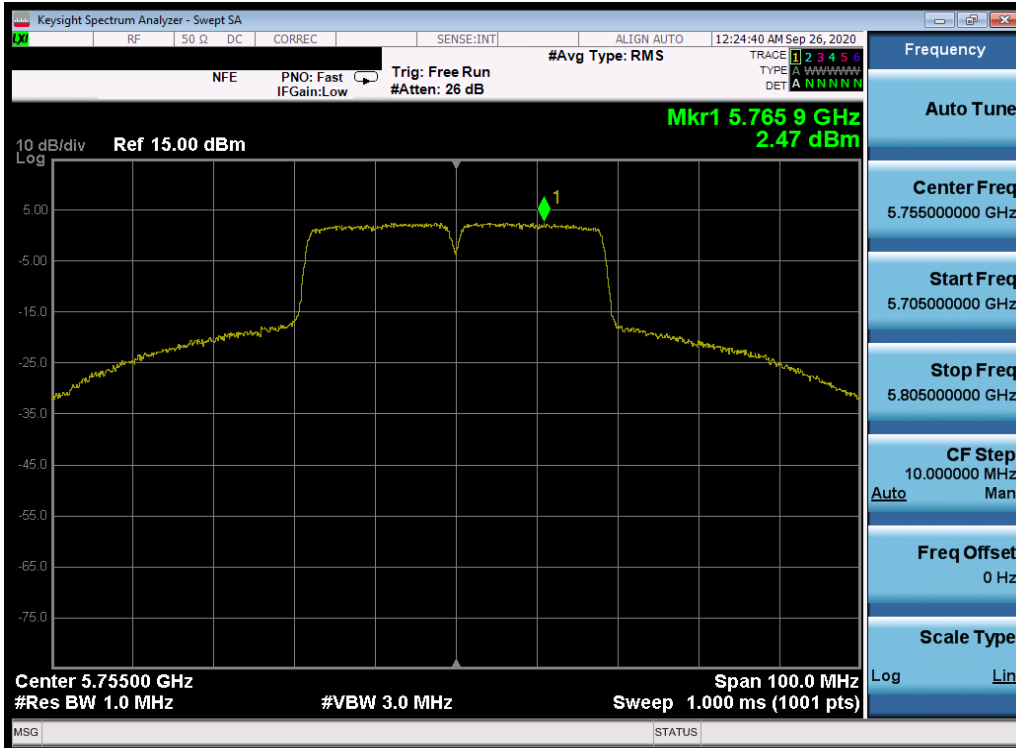


Plot 7-188. Power Spectral Density Plot SISO ANT1 (20MHz BW 802.11ax (UNII Band 3) – Ch. 157)

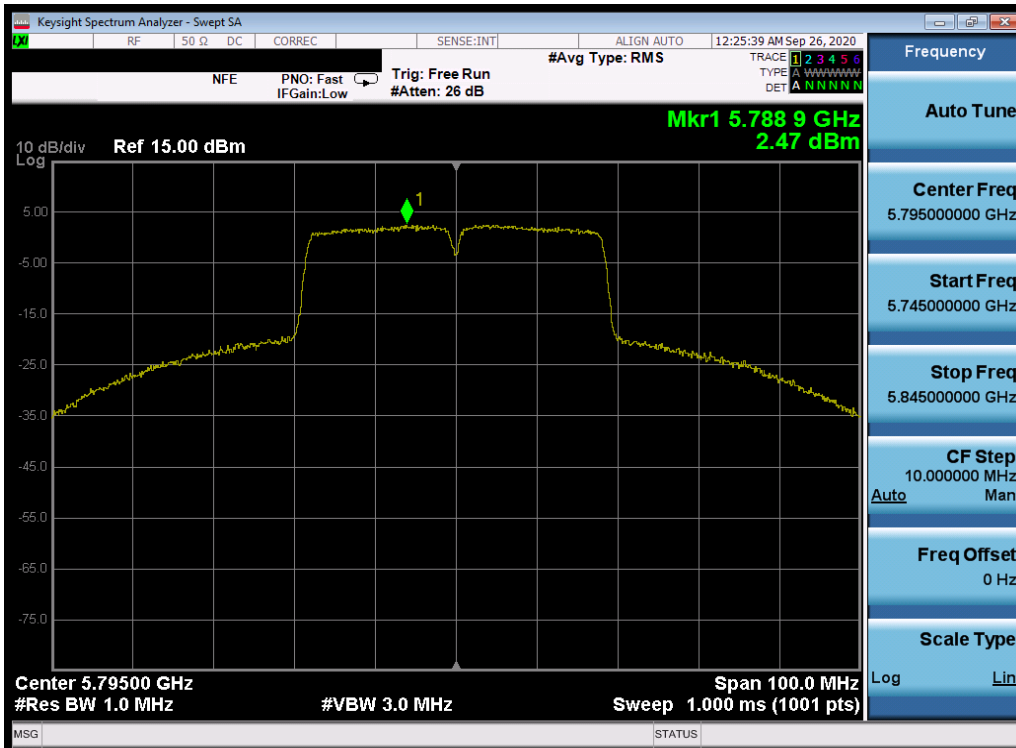


Plot 7-189. Power Spectral Density Plot SISO ANT1 (20MHz BW 802.11ax (UNII Band 3) – Ch. 165)

FCC ID: A3LSMG996U	PCTEST Proud to be part of element	MEASUREMENT REPORT (CERTIFICATION)	SAMSUNG	Approved by: Quality Manager
Test Report S/N: 1M2009140143-09.A3L	Test Dates: 09/15 - 12/01/2020	EUT Type: Portable Handset		Page 125 of 234

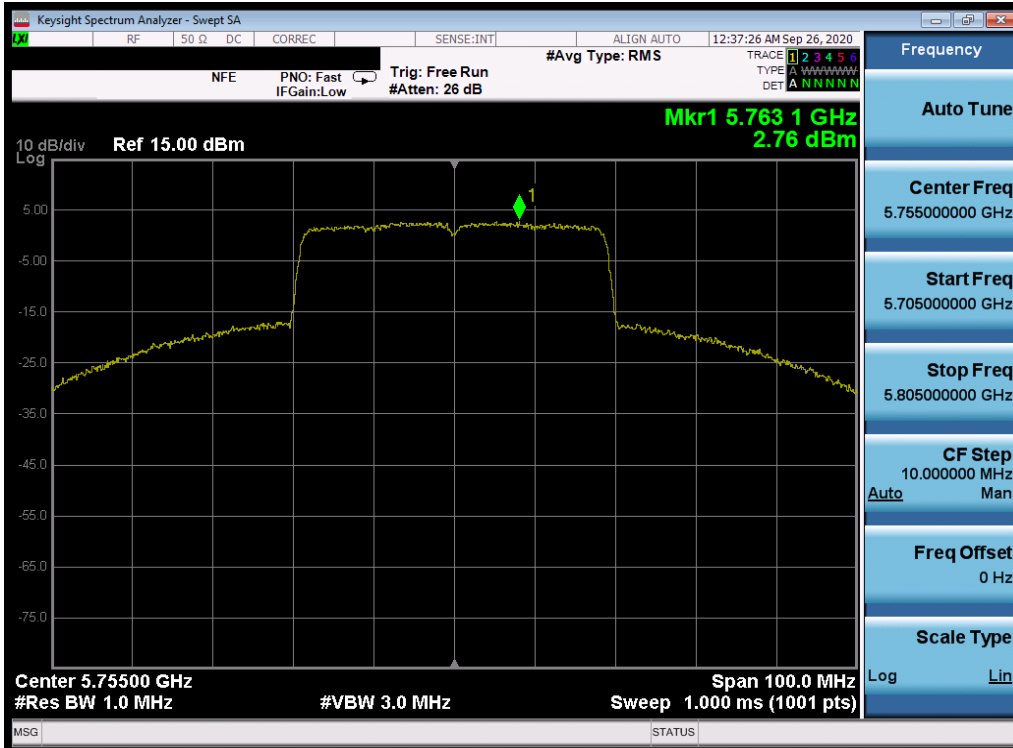


Plot 7-190. Power Spectral Density Plot SISO ANT1 (40MHz BW 802.11n (UNII Band 3) – Ch. 151)

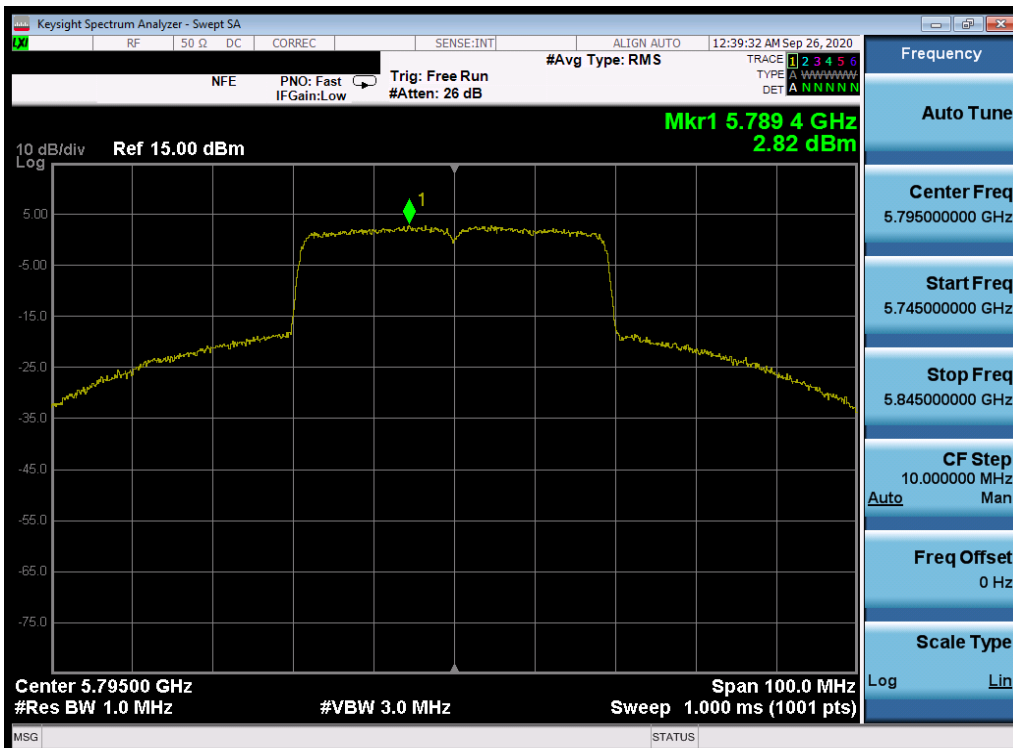


Plot 7-191. Power Spectral Density Plot SISO ANT1 (40MHz BW 802.11n (UNII Band 3) – Ch. 159)

FCC ID: A3LSMG996U	PCTEST Proud to be part of element	MEASUREMENT REPORT (CERTIFICATION)	SAMSUNG	Approved by: Quality Manager
Test Report S/N: 1M2009140143-09.A3L	Test Dates: 09/15 - 12/01/2020	EUT Type: Portable Handset		Page 126 of 234

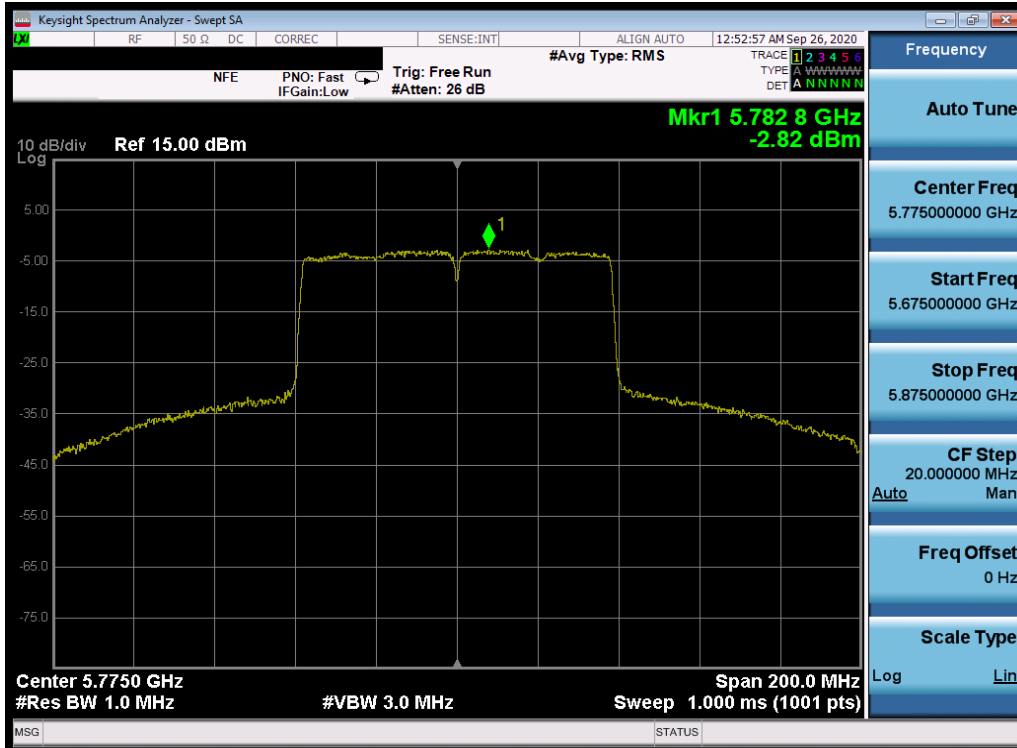


Plot 7-192. Power Spectral Density Plot SISO ANT1 (40MHz BW 802.11ax (UNII Band 3) – Ch. 151)

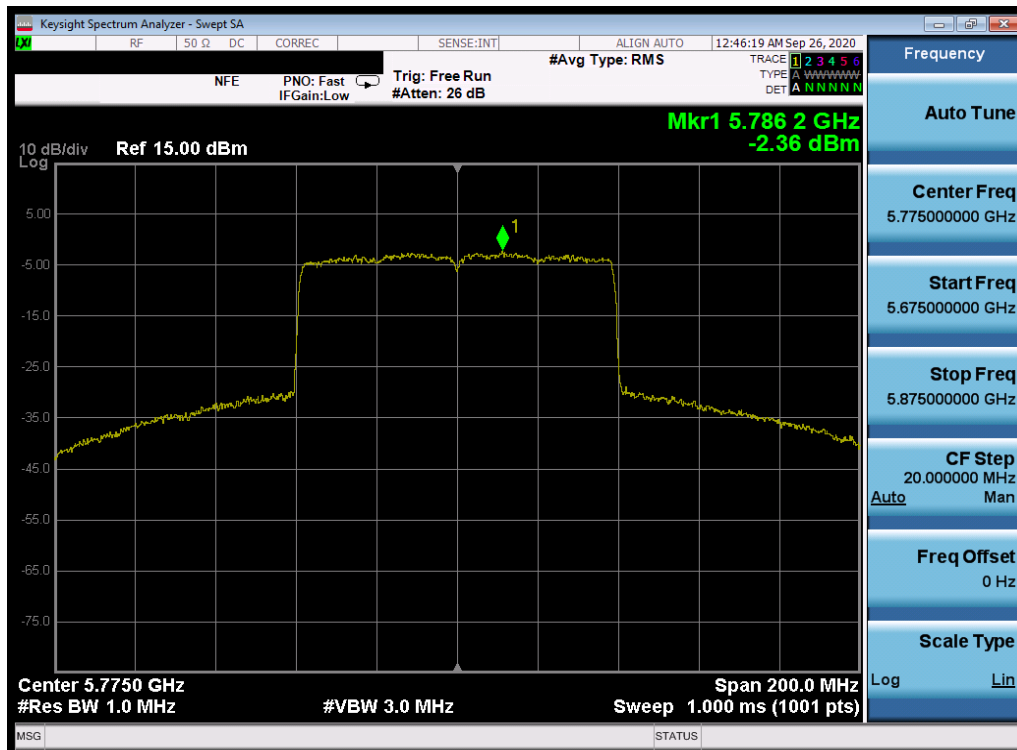


Plot 7-193. Power Spectral Density Plot SISO ANT1 (40MHz BW 802.11ax (UNII Band 3) – Ch. 159)

FCC ID: A3LSMG996U	PCTEST Proud to be part of element	MEASUREMENT REPORT (CERTIFICATION)	SAMSUNG	Approved by: Quality Manager
Test Report S/N: 1M2009140143-09.A3L	Test Dates: 09/15 - 12/01/2020	EUT Type: Portable Handset		Page 127 of 234



Plot 7-194. Power Spectral Density Plot SISO ANT1 (80MHz BW 802.11ac (UNII Band 3) – Ch. 155)



Plot 7-195. Power Spectral Density Plot SISO ANT1 (80MHz BW 802.11ax (UNII Band 3) – Ch. 155)

FCC ID: A3LSMG996U	PCTEST Proud to be part of element	MEASUREMENT REPORT (CERTIFICATION)	SAMSUNG	Approved by: Quality Manager
Test Report S/N: 1M2009140143-09.A3L	Test Dates: 09/15 - 12/01/2020	EUT Type: Portable Handset		Page 128 of 234

SISO Antenna-2 Power Spectral Density Measurements

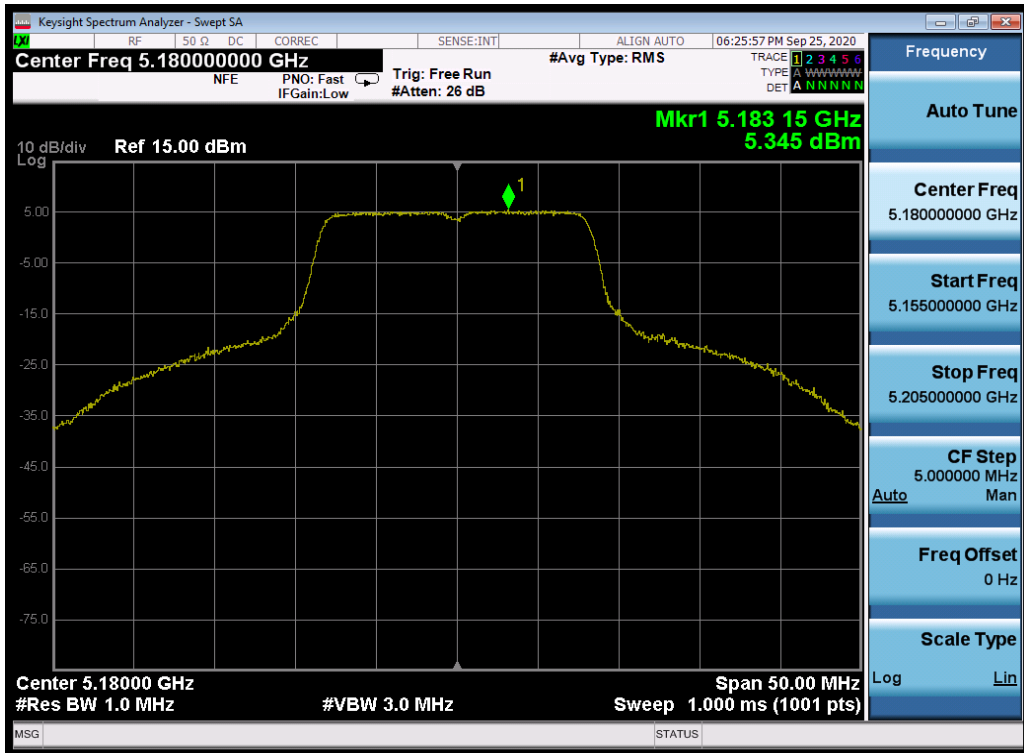
	Frequency [MHz]	Channel No.	802.11 Mode	Data Rate [Mbps]	Measured Power Density [dBm]	Max Power Density [dBm/MHz]	Margin [dB]
Band 1	5180	36	a	6	5.35	11.0	-5.66
	5200	40	a	6	5.90	11.0	-5.10
	5240	48	a	6	6.13	11.0	-4.87
	5180	36	n (20MHz)	6.5/7.2 (MCS0)	5.01	11.0	-5.99
	5200	40	n (20MHz)	6.5/7.2 (MCS0)	5.31	11.0	-5.69
	5240	48	n (20MHz)	6.5/7.2 (MCS0)	5.93	11.0	-5.07
	5180	36	ax (20MHz)	6.5/7.2 (MCS0)	4.53	11.0	-6.47
	5200	40	ax (20MHz)	6.5/7.2 (MCS0)	4.95	11.0	-6.05
	5240	48	ax (20MHz)	6.5/7.2 (MCS0)	5.42	11.0	-5.58
	5190	38	n (40MHz)	13.5/15 (MCS0)	2.85	11.0	-8.15
	5230	46	n (40MHz)	13.5/15 (MCS0)	3.27	11.0	-7.73
	5190	38	ax (40MHz)	13.5/15 (MCS0)	1.94	11.0	-9.06
	5230	46	ax (40MHz)	13.5/15 (MCS0)	2.47	11.0	-8.53
	5210	42	ac (80MHz)	29.3/32.5 (MCS0)	-1.05	11.0	-12.05
5210	42	ax (80MHz)	29.3/32.5 (MCS0)	-1.91	11.0	-12.91	
Band 2A	5260	52	a	6	5.99	11.0	-5.01
	5280	56	a	6	6.14	11.0	-4.86
	5320	64	a	6	6.06	11.0	-4.94
	5260	52	n (20MHz)	6.5/7.2 (MCS0)	6.12	11.0	-4.88
	5280	56	n (20MHz)	6.5/7.2 (MCS0)	6.24	11.0	-4.76
	5320	64	n (20MHz)	6.5/7.2 (MCS0)	5.94	11.0	-5.06
	5260	52	ax (20MHz)	6.5/7.2 (MCS0)	5.07	11.0	-5.93
	5280	56	ax (20MHz)	6.5/7.2 (MCS0)	5.07	11.0	-5.93
	5320	64	ax (20MHz)	6.5/7.2 (MCS0)	5.27	11.0	-5.73
	5270	54	n (40MHz)	13.5/15 (MCS0)	2.88	11.0	-8.12
	5310	62	n (40MHz)	13.5/15 (MCS0)	2.92	11.0	-8.08
	5270	54	ax (40MHz)	13.5/15 (MCS0)	2.23	11.0	-8.77
	5310	62	ax (40MHz)	13.5/15 (MCS0)	2.09	11.0	-8.91
	5290	58	ac (80MHz)	29.3/32.5 (MCS0)	-1.65	11.0	-12.65
5290	58	ax (80MHz)	29.3/32.5 (MCS0)	-2.55	11.0	-13.55	
Band 2C	5500	100	a	6	6.47	11.0	-4.53
	5600	120	a	6	5.89	11.0	-5.11
	5720	144	a	6	6.20	11.0	-4.80
	5500	100	n (20MHz)	6.5/7.2 (MCS0)	6.46	11.0	-4.54
	5600	120	n (20MHz)	6.5/7.2 (MCS0)	5.79	11.0	-5.21
	5720	144	n (20MHz)	6.5/7.2 (MCS0)	5.98	11.0	-5.02
	5500	100	ax (20MHz)	6.5/7.2 (MCS0)	4.81	11.0	-6.19
	5600	120	ax (20MHz)	6.5/7.2 (MCS0)	4.36	11.0	-6.64
	5720	144	ax (20MHz)	6.5/7.2 (MCS0)	4.77	11.0	-6.23
	5510	102	n (40MHz)	13.5/15 (MCS0)	3.32	11.0	-7.68
	5590	118	n (40MHz)	13.5/15 (MCS0)	2.65	11.0	-8.35
	5710	142	n (40MHz)	13.5/15 (MCS0)	2.98	11.0	-8.02
	5510	102	ax (40MHz)	13.5/15 (MCS0)	2.23	11.0	-8.77
	5590	118	ax (40MHz)	13.5/15 (MCS0)	1.59	11.0	-9.41
	5710	142	ax (40MHz)	13.5/15 (MCS0)	1.82	11.0	-9.18
	5530	106	ac (80MHz)	29.3/32.5 (MCS0)	-0.42	11.0	-11.42
	5610	122	ac (80MHz)	29.3/32.5 (MCS0)	-1.74	11.0	-12.74
	5690	138	ac (80MHz)	29.3/32.5 (MCS0)	-0.94	11.0	-11.94
	5530	106	ax (80MHz)	29.3/32.5 (MCS0)	-1.36	11.0	-12.36
	5610	122	ax (80MHz)	29.3/32.5 (MCS0)	-1.82	11.0	-12.82
5690	138	ax (80MHz)	29.3/32.5 (MCS0)	-1.73	11.0	-12.73	

Table 7-24. Conducted Power Spectral Density Measurements SISO ANT2

FCC ID: A3LSMG996U		MEASUREMENT REPORT (CERTIFICATION)		Approved by: Quality Manager
Test Report S/N: 1M2009140143-09.A3L	Test Dates: 09/15 - 12/01/2020	EUT Type: Portable Handset	Page 129 of 234	

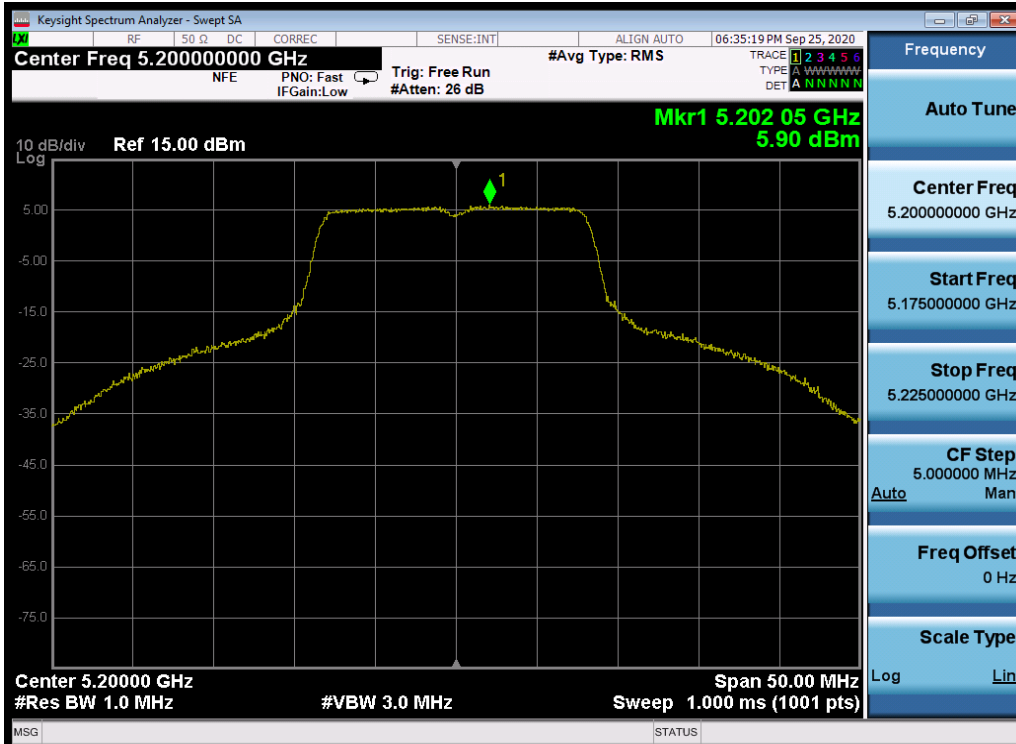
	Frequency [MHz]	Channel No.	802.11 Mode	Data Rate [Mbps]	Measured Power Density [dBm]	Antenna Gain [dBi]	e.i.r.p. Power Density [dBm/MHz]	ISED Max e.i.r.p. Power Density	Margin [dB]
Band 1	5180	36	a	6	5.35	-1.53	3.82	10.0	-6.19
	5200	40	a	6	5.90	-1.53	4.37	10.0	-5.63
	5240	48	a	6	6.13	-1.53	4.60	10.0	-5.40
	5180	36	n (20MHz)	6.5/7.2 (MCS0)	5.01	-1.53	3.48	10.0	-6.52
	5200	40	n (20MHz)	6.5/7.2 (MCS0)	5.31	-1.53	3.78	10.0	-6.22
	5240	48	n (20MHz)	6.5/7.2 (MCS0)	5.93	-1.53	4.40	10.0	-5.60
	5180	36	ax (20MHz)	6.5/7.2 (MCS0)	4.53	-1.53	3.00	10.0	-7.00
	5200	40	ax (20MHz)	6.5/7.2 (MCS0)	4.95	-1.53	3.42	10.0	-6.58
	5240	48	ax (20MHz)	6.5/7.2 (MCS0)	5.42	-1.53	3.89	10.0	-6.11
	5190	38	n (40MHz)	13.5/15 (MCS0)	2.85	-1.53	1.32	10.0	-8.68
	5230	46	n (40MHz)	13.5/15 (MCS0)	3.27	-1.53	1.74	10.0	-8.26
	5190	38	ax (40MHz)	13.5/15 (MCS0)	1.94	-1.53	0.41	10.0	-9.59
	5230	46	ax (40MHz)	13.5/15 (MCS0)	2.47	-1.53	0.94	10.0	-9.06
	5210	42	ac (80MHz)	29.3/32.5 (MCS0)	-1.05	-1.53	-2.58	10.0	-12.58
5210	42	ax (80MHz)	29.3/32.5 (MCS0)	-1.91	-1.53	-3.44	10.0	-13.44	

Table 7-25. Band 1 e.i.r.p. spectral density (ISED) SISO ANT2

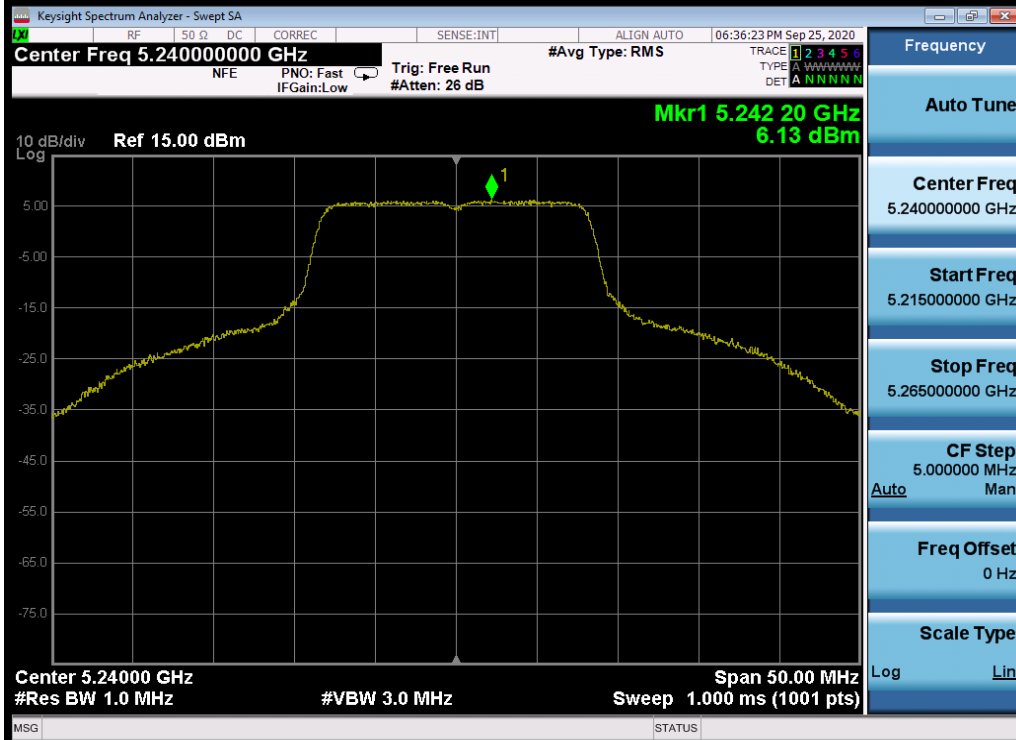


Plot 7-196. Power Spectral Density Plot SISO ANT2 (802.11a (UNII Band 1) – Ch. 36)

FCC ID: A3LSMG996U		MEASUREMENT REPORT (CERTIFICATION)		Approved by: Quality Manager
Test Report S/N: 1M2009140143-09.A3L	Test Dates: 09/15 - 12/01/2020	EUT Type: Portable Handset		Page 130 of 234

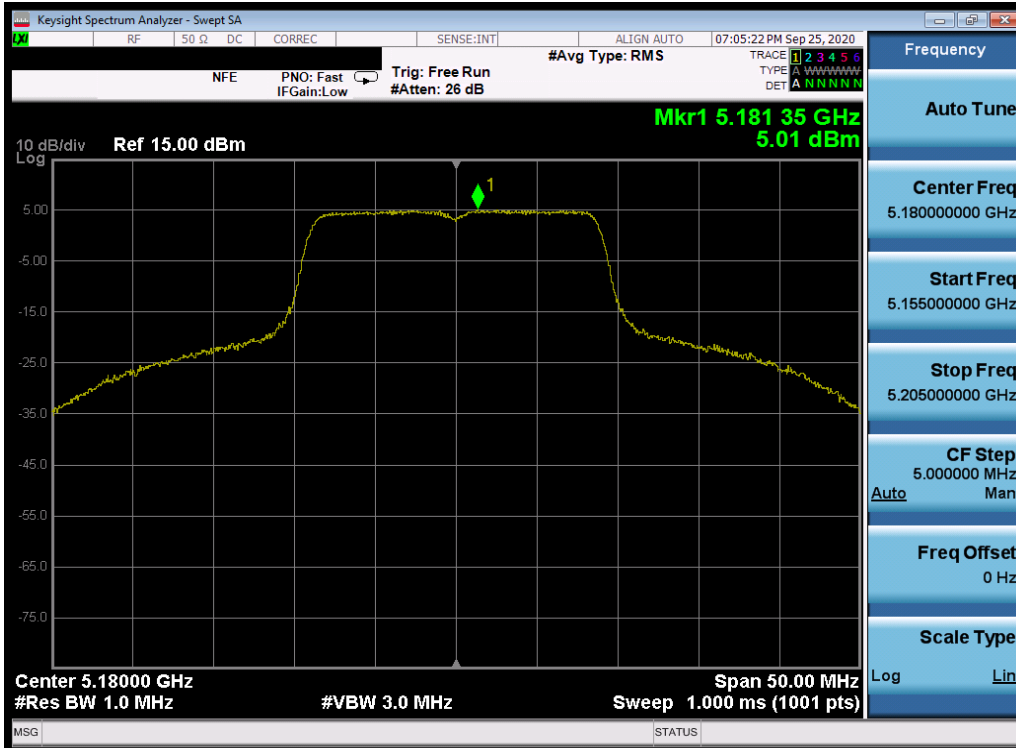


Plot 7-197. Power Spectral Density Plot SISO ANT2 (802.11a (UNII Band 1) – Ch. 40)

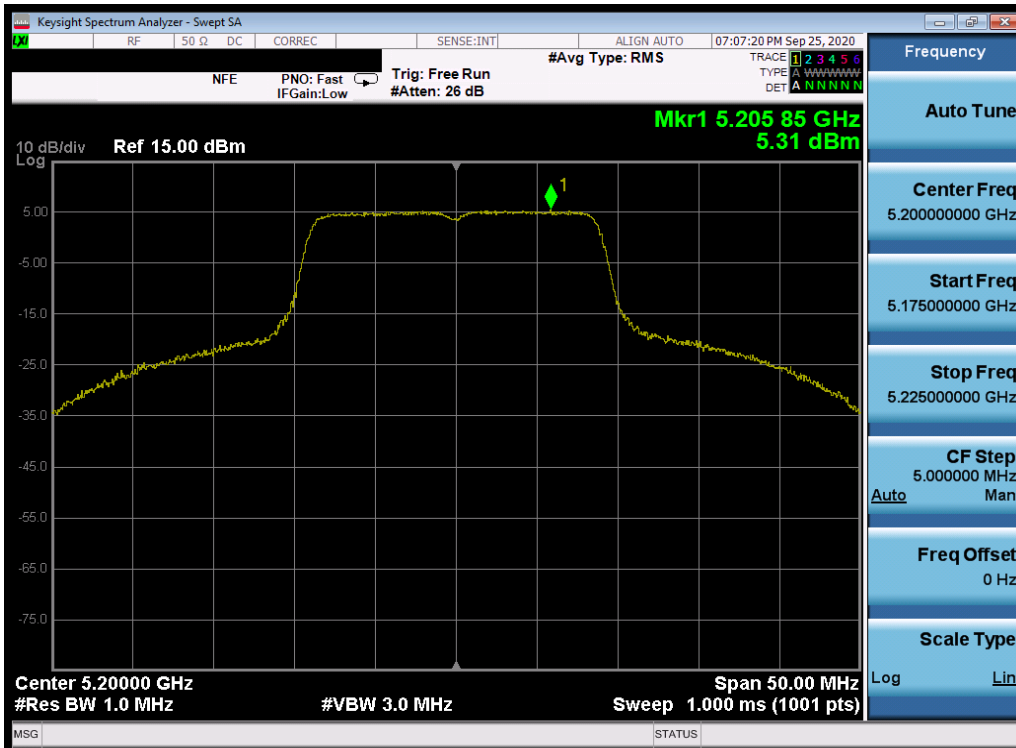


Plot 7-198. Power Spectral Density Plot SISO ANT2 (802.11a (UNII Band 1) – Ch. 48)

FCC ID: A3LSMG996U	PCTEST Proud to be part of element	MEASUREMENT REPORT (CERTIFICATION)	SAMSUNG	Approved by: Quality Manager
Test Report S/N: 1M2009140143-09.A3L	Test Dates: 09/15 - 12/01/2020	EUT Type: Portable Handset		Page 131 of 234

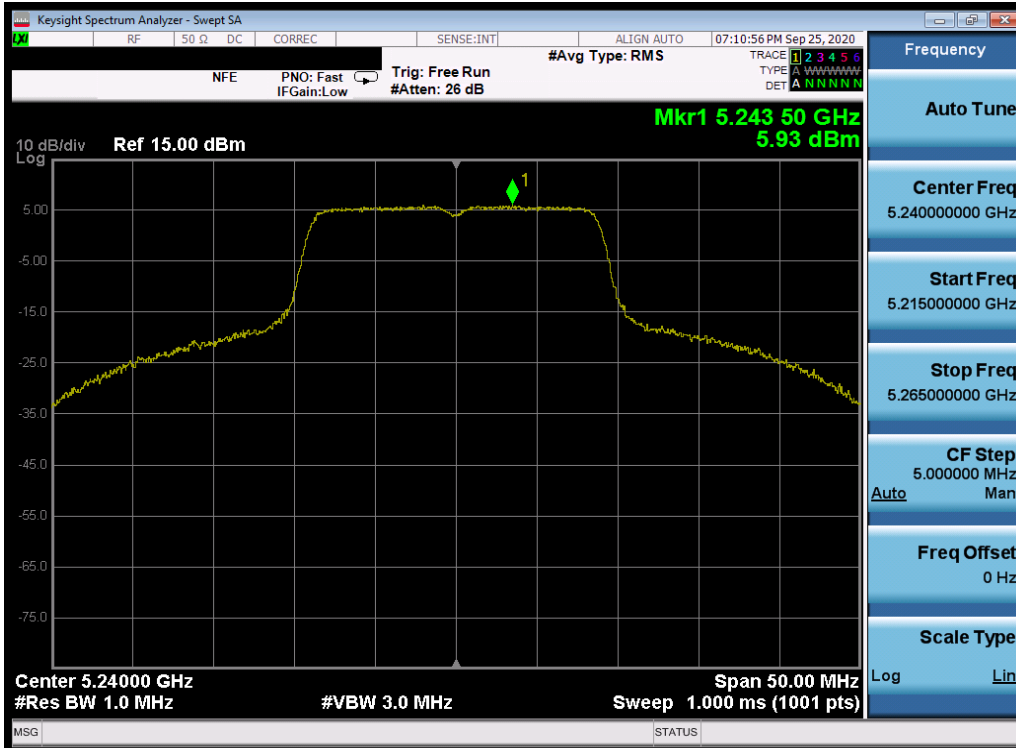


Plot 7-199. Power Spectral Density Plot SISO ANT2 (20MHz BW 802.11n (UNII Band 1) – Ch. 36)

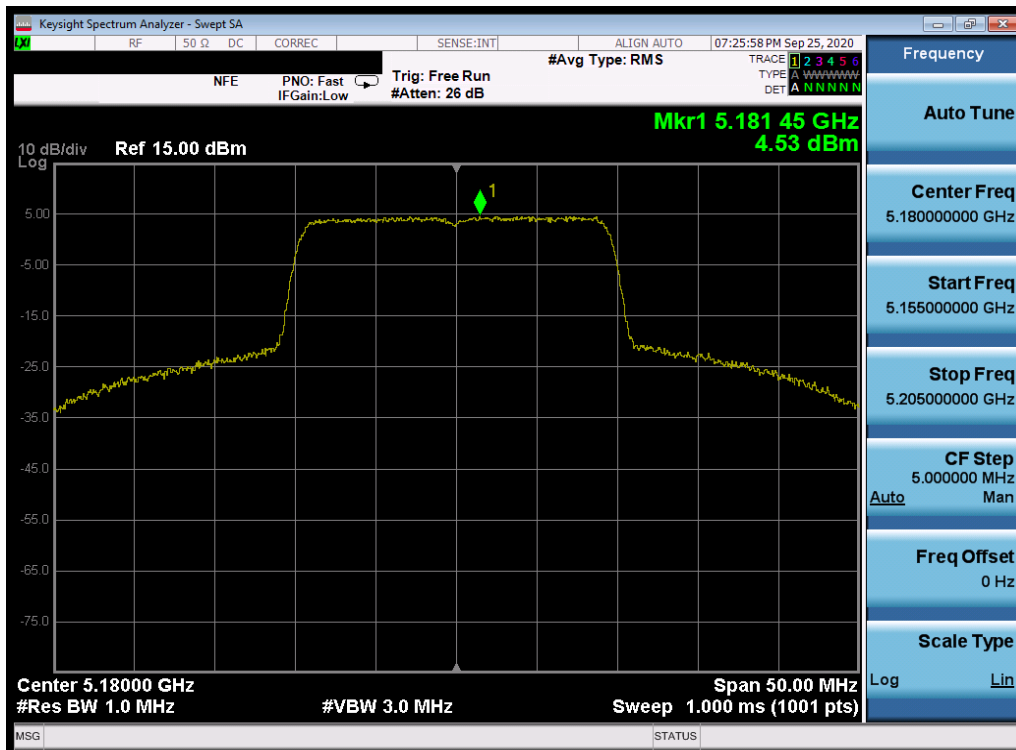


Plot 7-200. Power Spectral Density Plot SISO ANT2 (20MHz BW 802.11n (UNII Band 1) – Ch. 40)

FCC ID: A3LSMG996U	PCTEST Proud to be part of element	MEASUREMENT REPORT (CERTIFICATION)	SAMSUNG	Approved by: Quality Manager
Test Report S/N: 1M2009140143-09.A3L	Test Dates: 09/15 - 12/01/2020	EUT Type: Portable Handset		Page 132 of 234

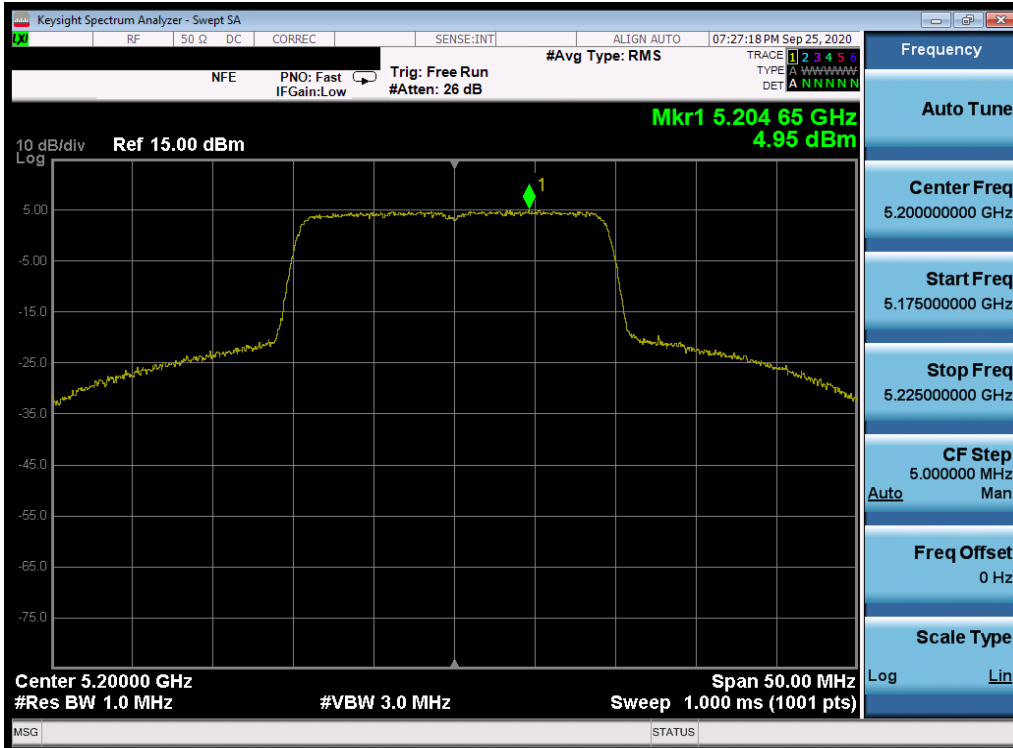


Plot 7-201. Power Spectral Density Plot SISO ANT2 (20MHz BW 802.11n (UNII Band 1) – Ch. 48)

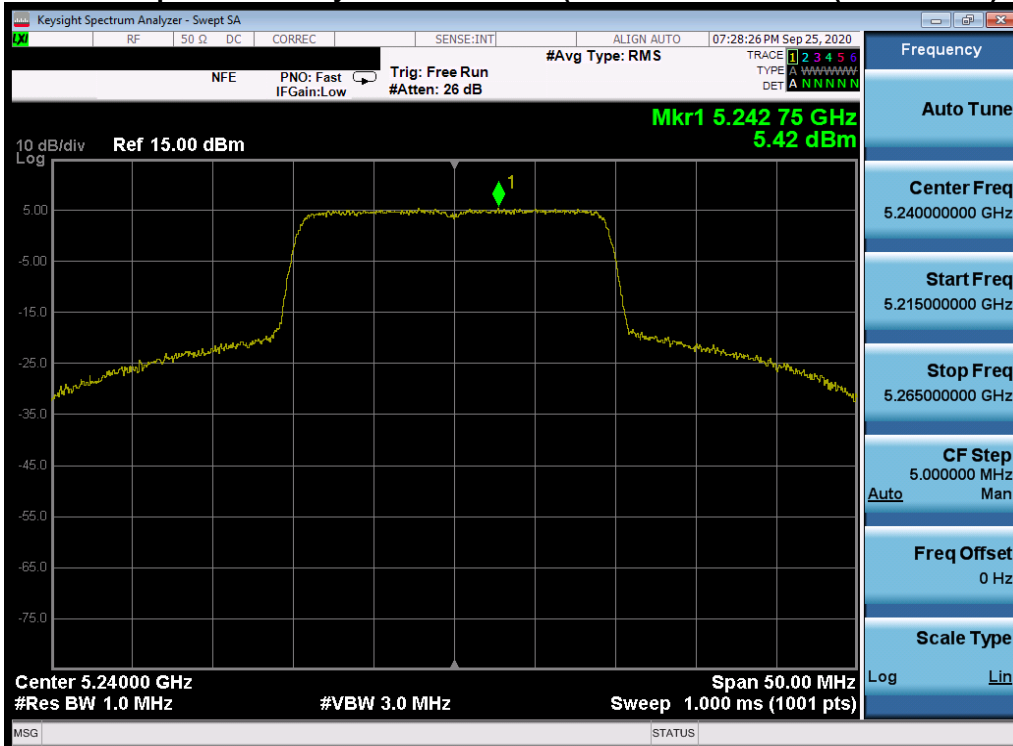


Plot 7-202. Power Spectral Density Plot SISO ANT2 (20MHz BW 802.11ax (UNII Band 1) – Ch. 36)

FCC ID: A3LSMG996U	PCTEST Proud to be part of element	MEASUREMENT REPORT (CERTIFICATION)	SAMSUNG	Approved by: Quality Manager
Test Report S/N: 1M2009140143-09.A3L	Test Dates: 09/15 - 12/01/2020	EUT Type: Portable Handset		Page 133 of 234



Plot 7-203. Power Spectral Density Plot SISO ANT2 (20MHz BW 802.11ax (UNII Band 1) – Ch. 40)



Plot 7-204. Power Spectral Density Plot SISO ANT2 (20MHz BW 802.11ax (UNII Band 1) – Ch. 48)

FCC ID: A3LSMG996U	PCTEST Proud to be part of element	MEASUREMENT REPORT (CERTIFICATION)	SAMSUNG	Approved by: Quality Manager
Test Report S/N: 1M2009140143-09.A3L	Test Dates: 09/15 - 12/01/2020	EUT Type: Portable Handset		Page 134 of 234