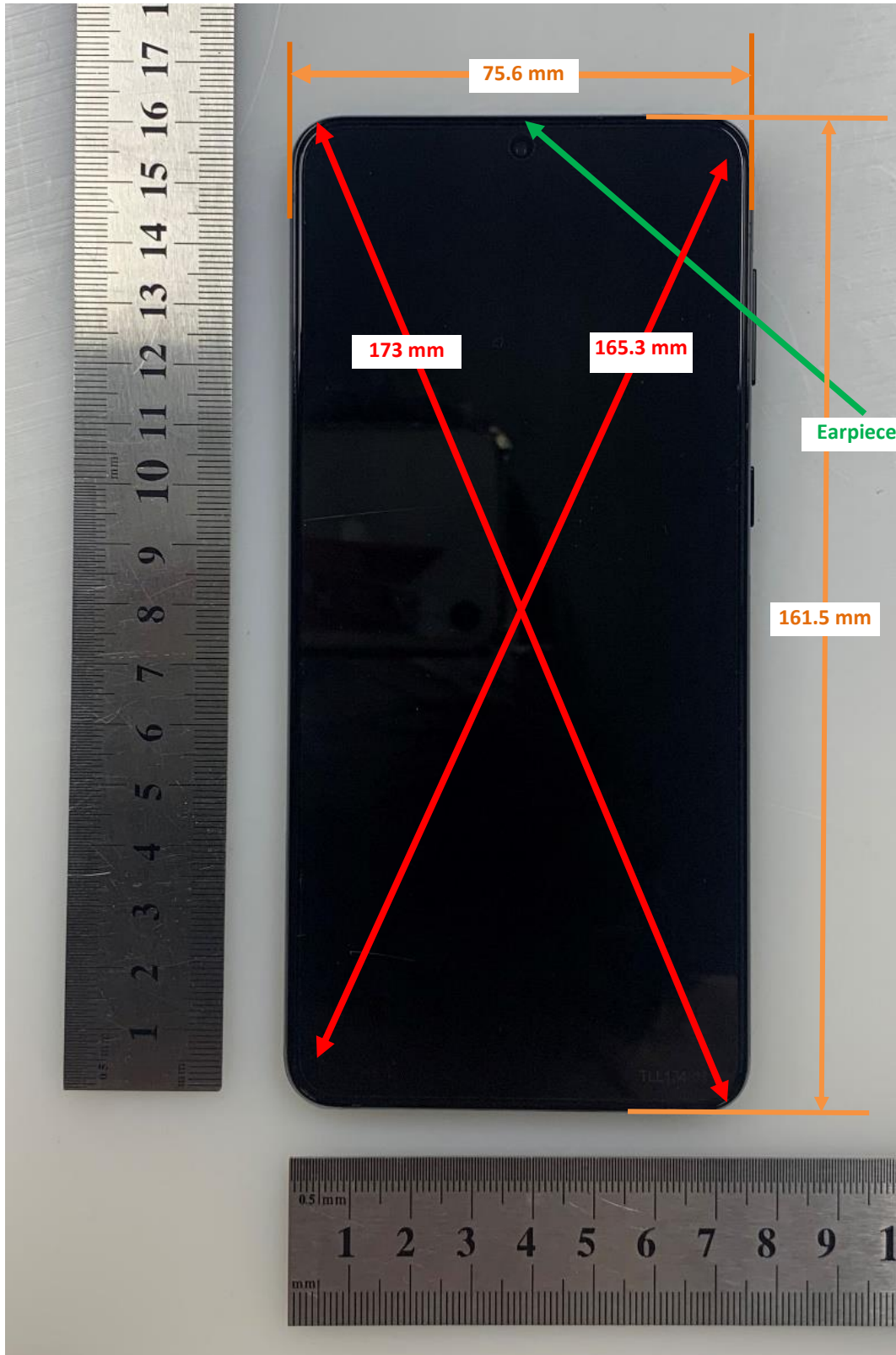


DUT and SAR Set-up Photos

Overall Dimensions



Front View of the DUT



Rear View of the DUT



Setup Photos

Handset Vertical and Horizontal Reference Lines


Vertical
Center Line

Horizontal
Line




Head Exposure Conditions


Left Touch



Left Tilt (15°)



Right Touch



Right Tilt (15°)



Body-worn Accessory & Hotspot mode Exposure Conditions

Rear (15mm)



Front(15mm)




Hotspot Exposure Conditions


Rear (10mm)



Front (10mm)




Edge 1 (10mm)



Edge 2 (10mm)



Edge 3 (10mm)




Edge 4 (10mm)



Product Specific 10-g Exposure Conditions

Rear (0mm)



Rear (5mm)




Front (0mm)




Front (4mm)




Edge 1 (0mm)




Edge 3 (0mm)



Edge 3 (10mm)



Edge 4 (0mm)



Antenna Dimensions & Separation Distances

- ① Main Ant 1(TX & RX)
- GSM 1900, WCDMA 5, LTE
4/5/12/13
- ② Main Ant 2(TX & RX)
-LTE 41
- ③ Wi-Fi Ant 1 (TX & RX)
-2.4/5GHz
-Bluetooth
- ④ Wi-Fi Ant 2 (TX & RX)
-2.4/5GHz

