


1. Appendix: UNLICENSED BAND SETUP PHOTOS(Conducted Test)


1) CONDUCTED RF MEASUREMENT SETUP (DTS, UNII, BLE)

CONDUCTED TEST PHOTO




2) CONDUCTED RF MEASUREMENT SETUP (Bluetooth)

BLUETOOTH TEST PHOTO




3) **CONDUCTED RF MEASUREMENT SETUP (DFS)**

DFS TEST PHOTO



4) **CONDUCTED RF MEASUREMENT SETUP (NFC Stability)**


NFC STABILITY TEST PHOTO




2. Appendix: UNLICENSED BAND SETUP PHOTOS(Radiated Test)

1) RADIATED RF MEASUREMENT SETUP (BELOW 1 GHz)

BELOW 1 GHz FRONT TEST PHOTO




BELOW 1 GHz REAR TEST PHOTO




2) RADIATED RF MEASUREMENT SETUP (ABOVE 1 GHz)

ABOVE 1 GHz FRONT TEST PHOTO




ABOVE 1 GHz REAR TEST PHOTO




3) RADIATED RF MEASUREMENT SETUP (NFC)

FACE ON TEST PHOTO




FACE OFF TEST PHOTO




4) RADIATED RF MEASUREMENT SETUP (WPT)

FACE ON TEST PHOTO




FACE OFF TEST PHOTO




5) RADIATED RF MEASUREMENT SETUP (UWB)

UWB TEST PHOTO




UWB TEST PHOTO




6) RADIATED RF MEASUREMENT SET-UP (Axis)


X AXIS PHOTO



Y AXIS PHOTO




Z AXIS PHOTO




7) AC LINE CONDUCTED MEASUREMENT SETUP

AC LINE CONDUCTED FRONT TEST PHOTO




AC LINE CONDUCTED REAR TEST PHOTO




8) AC LINE CONDUCTED MEASUREMENT SETUP(WPT)

AC LINE CONDUCTED FRONT TEST PHOTO(WPT)



AC LINE CONDUCTED REAR TEST PHOTO(WPT)



END OF TEST PHOTO