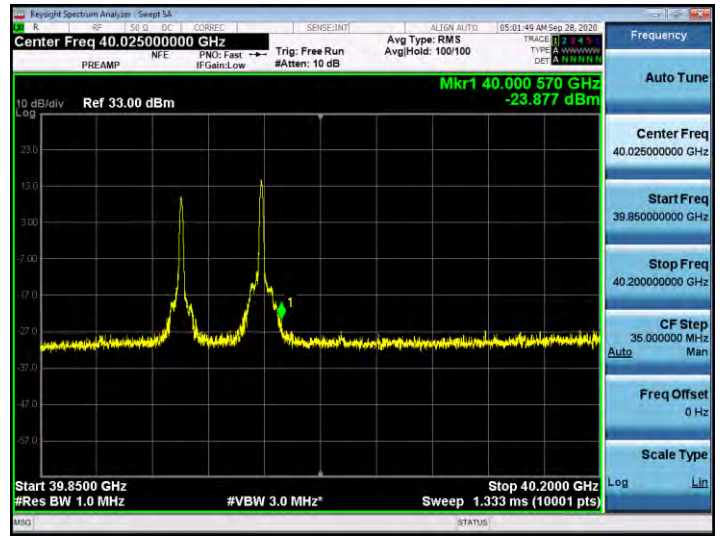
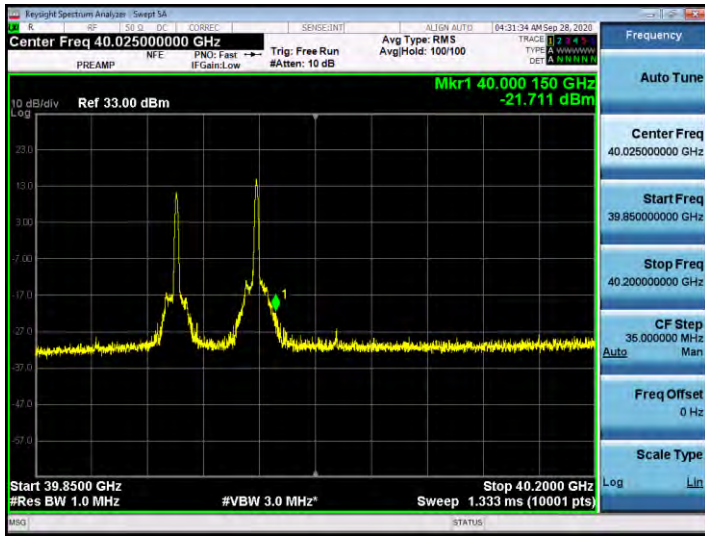
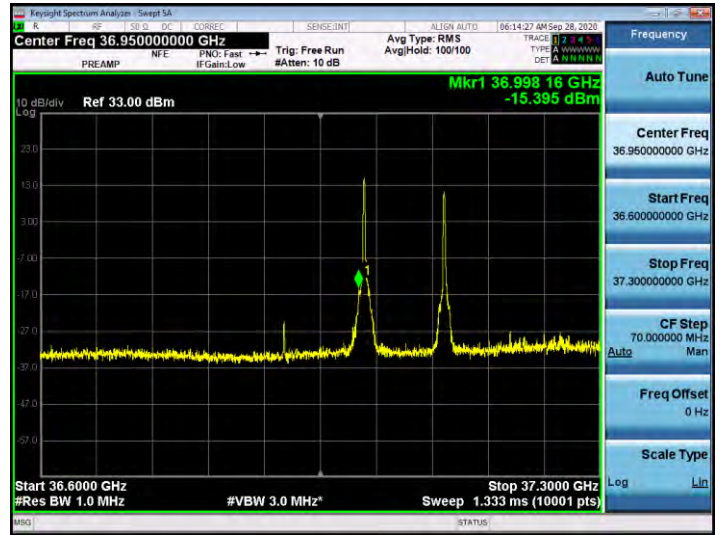
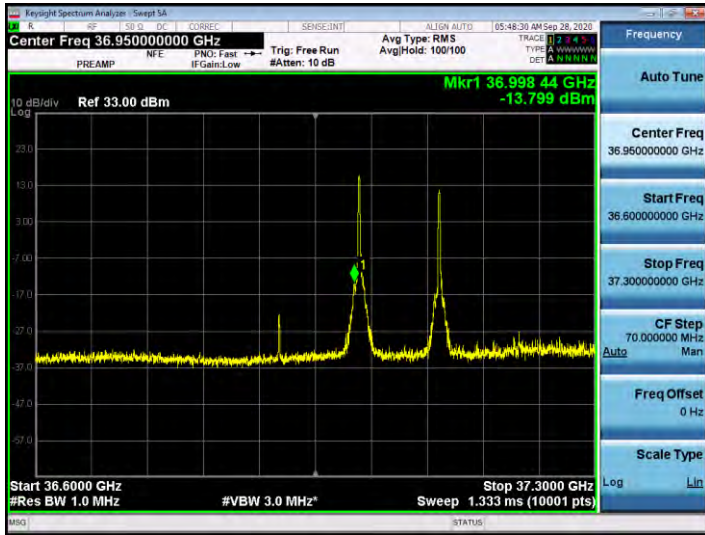


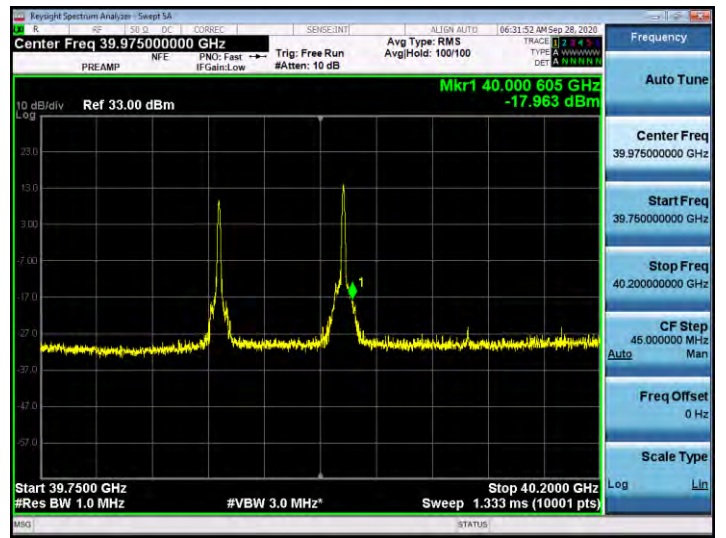
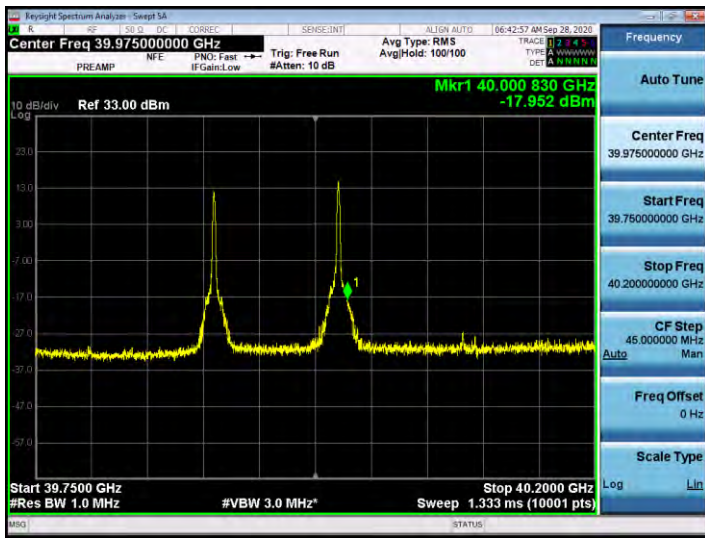
50 MHz, 2CC MIMO



100 MHz, 2CC MIMO

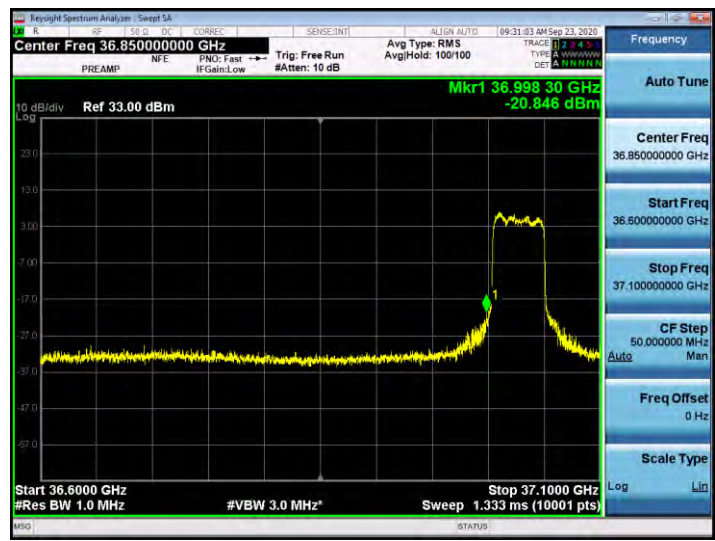
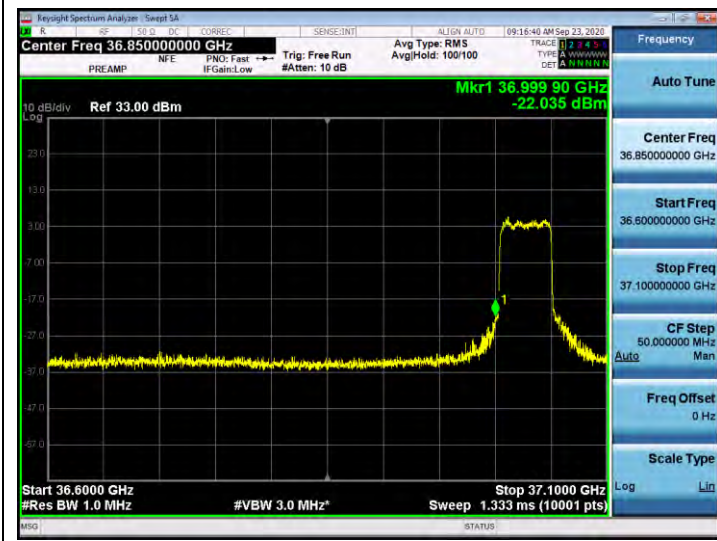
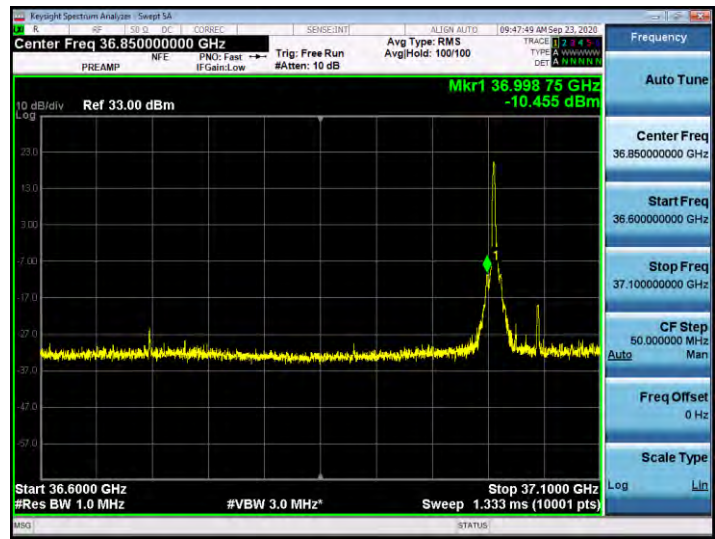
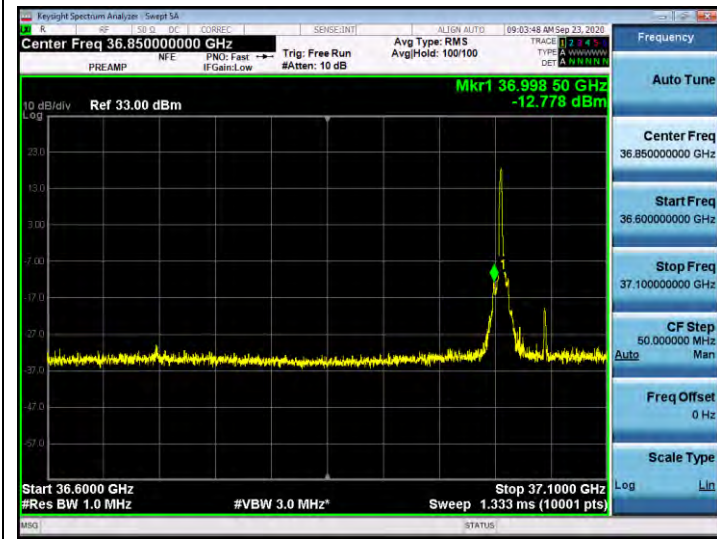


100 MHz, 2CC MIMO

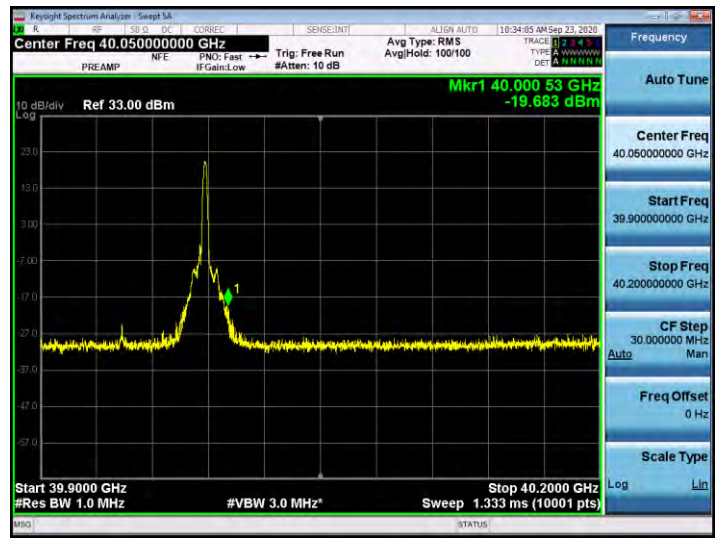
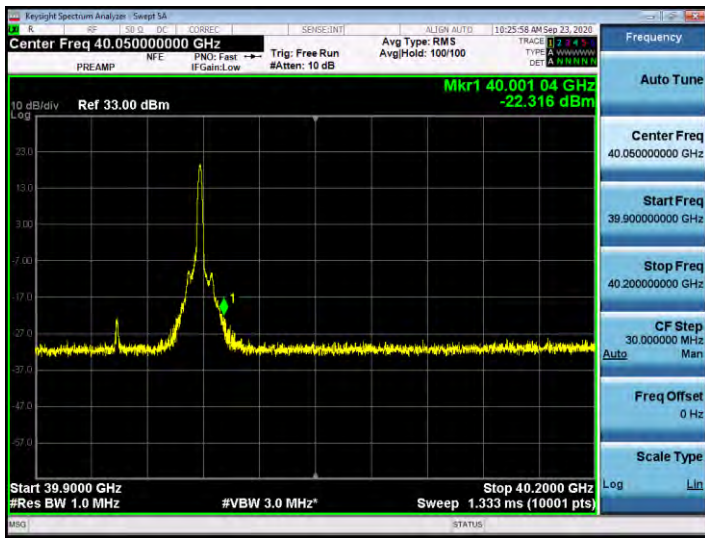


4. Antenna 1(K patch), n260

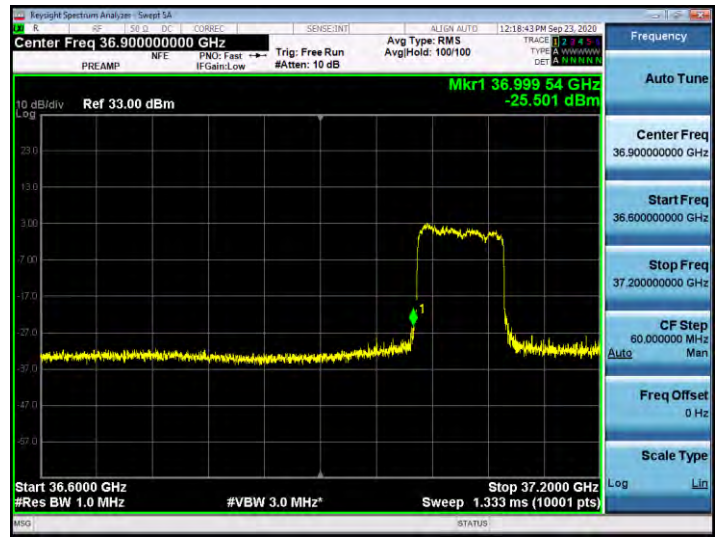
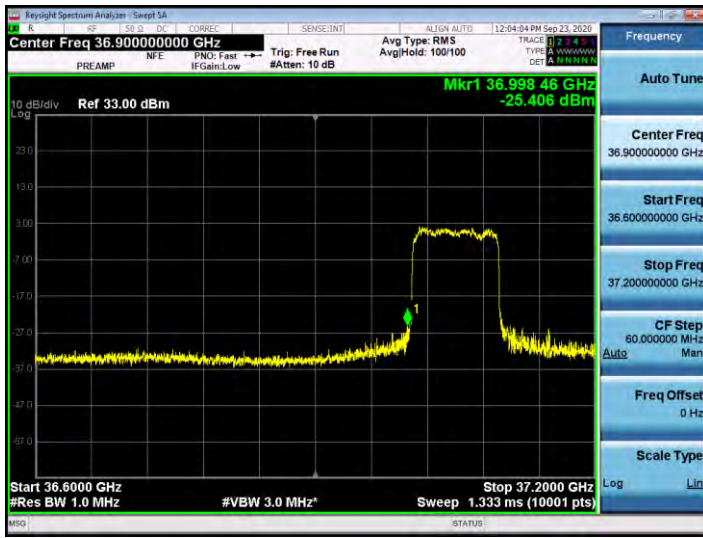
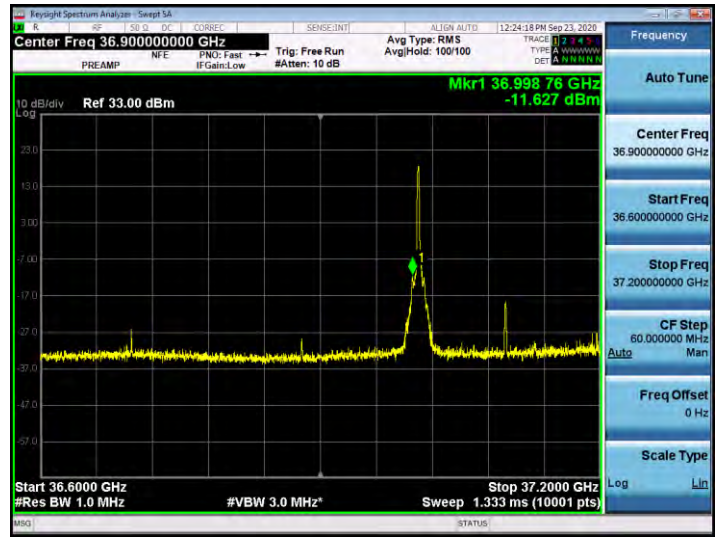
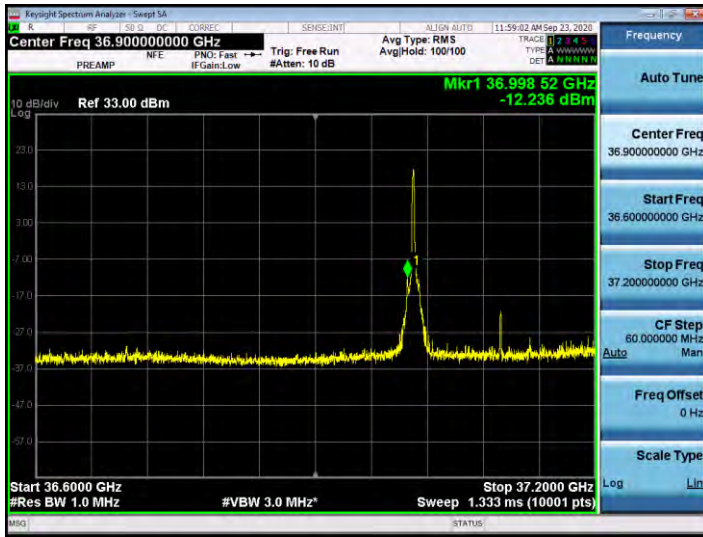
50 MHz, 1CC MIMO



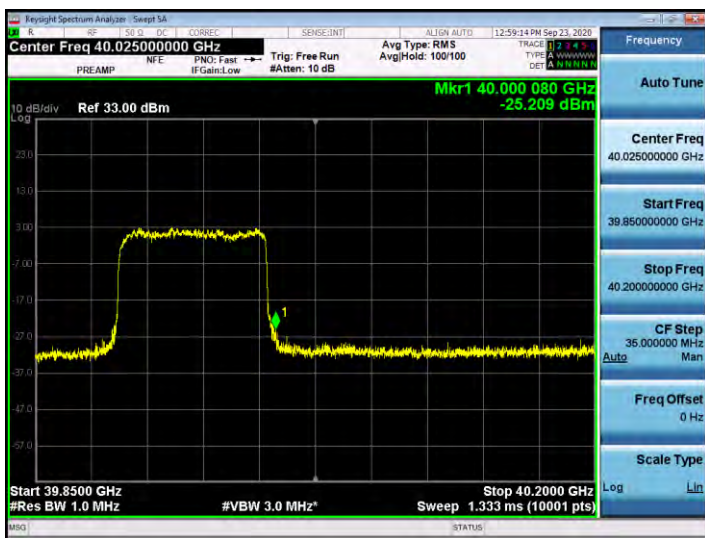
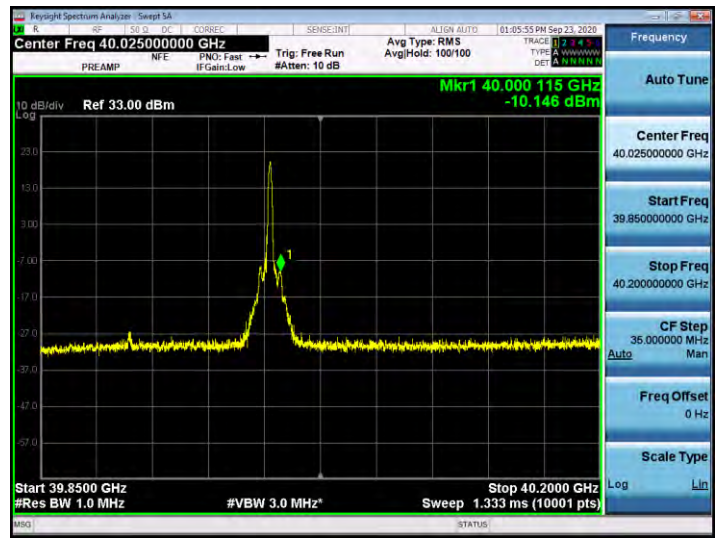
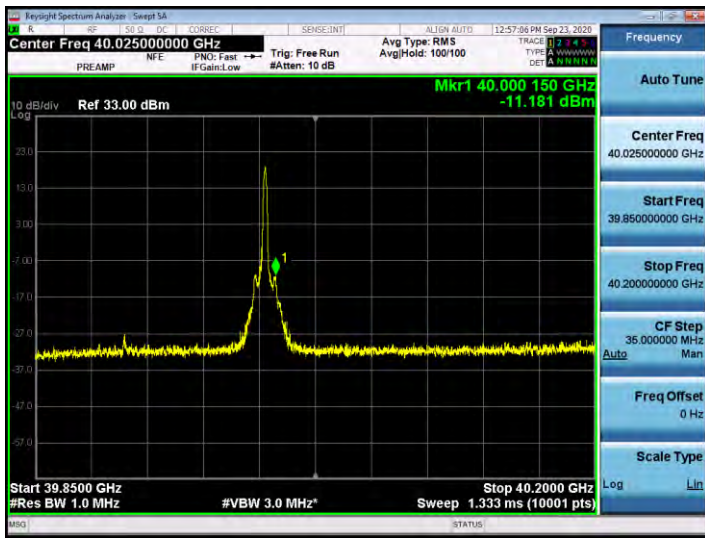
50 MHz, 1CC MIMO



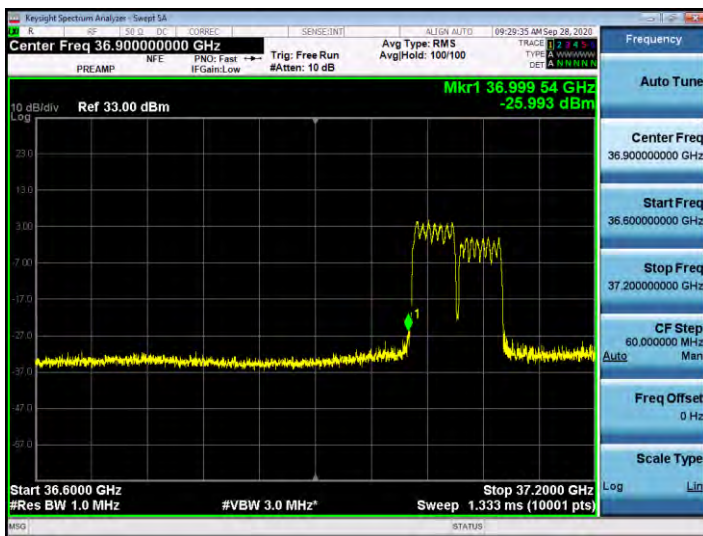
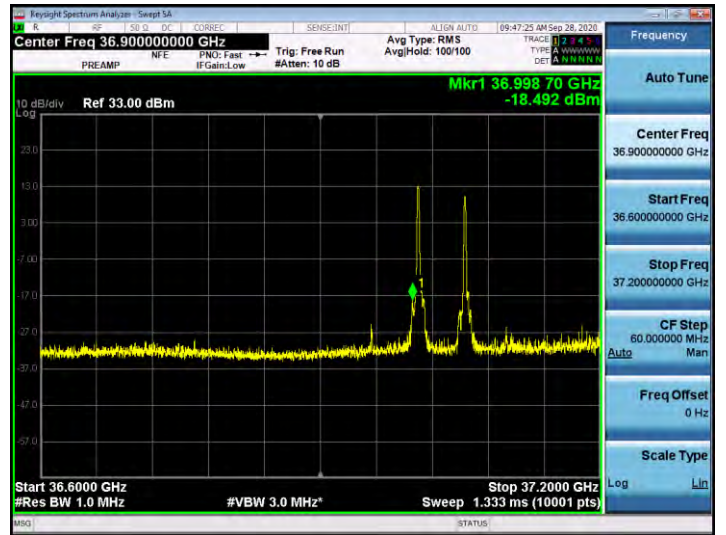
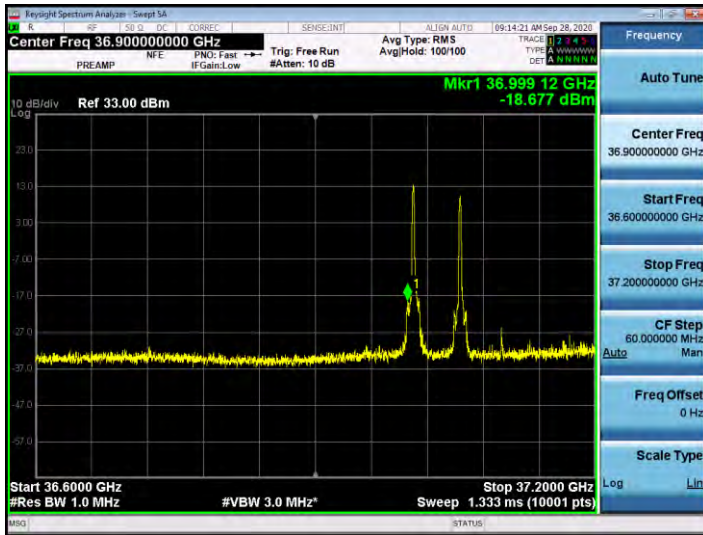
100 MHz, 1CC MIMO



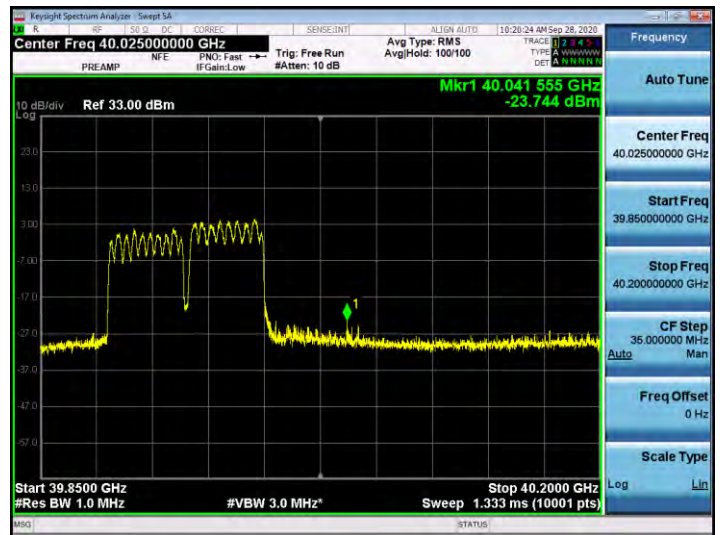
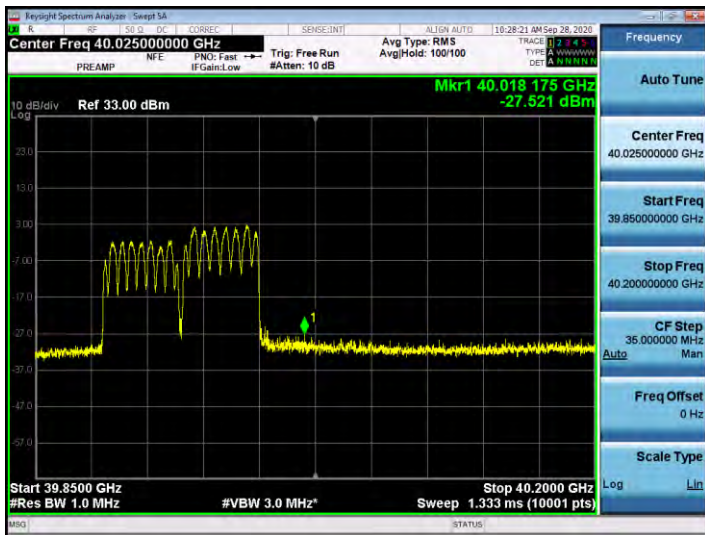
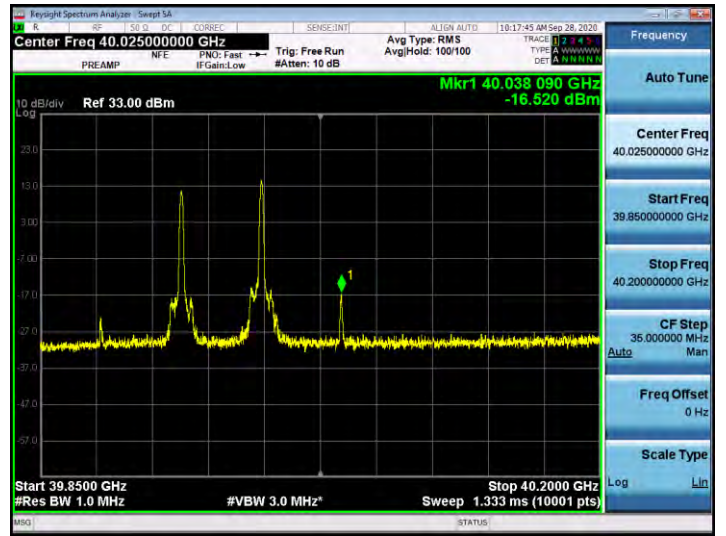
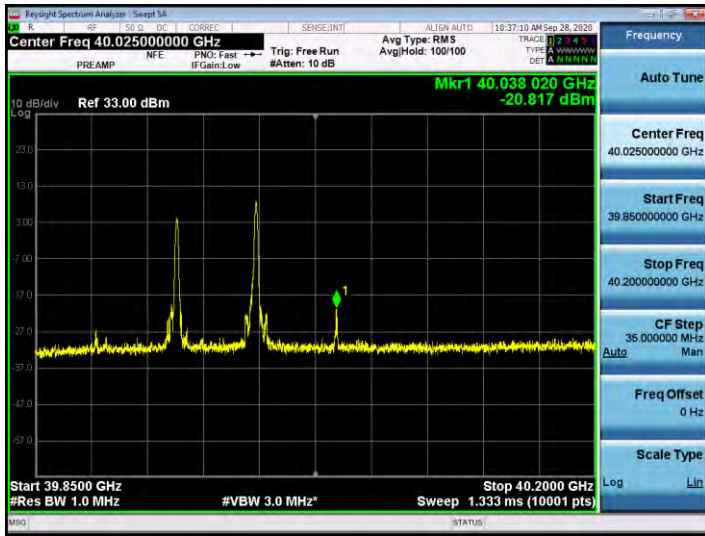
100 MHz, 1CC MIMO



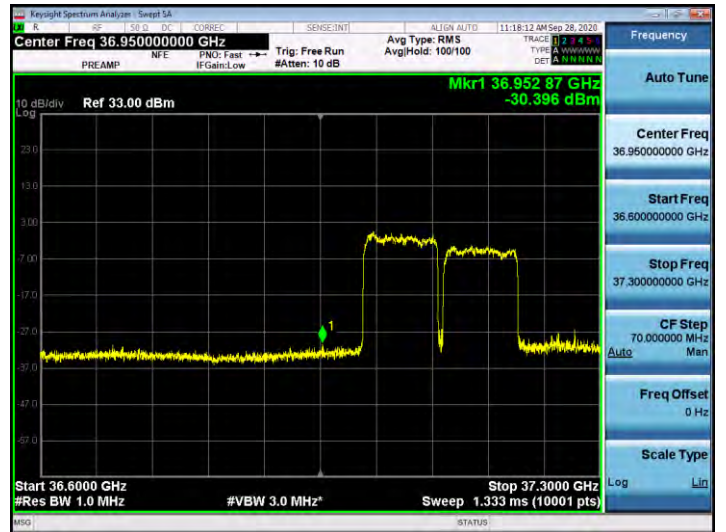
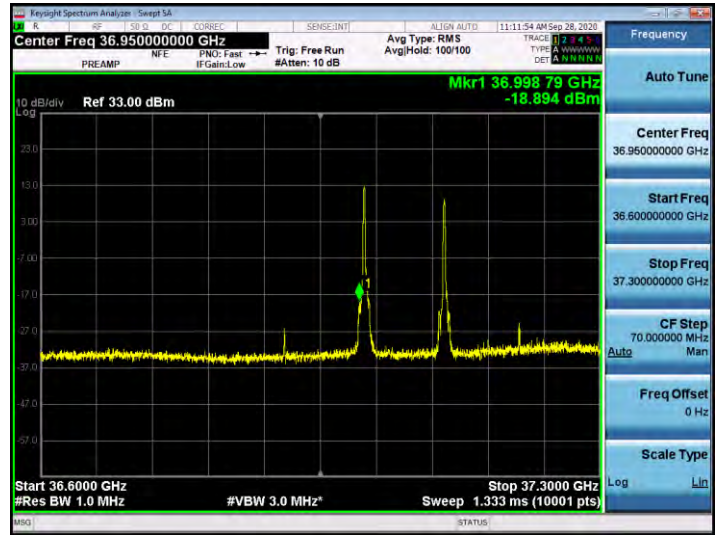
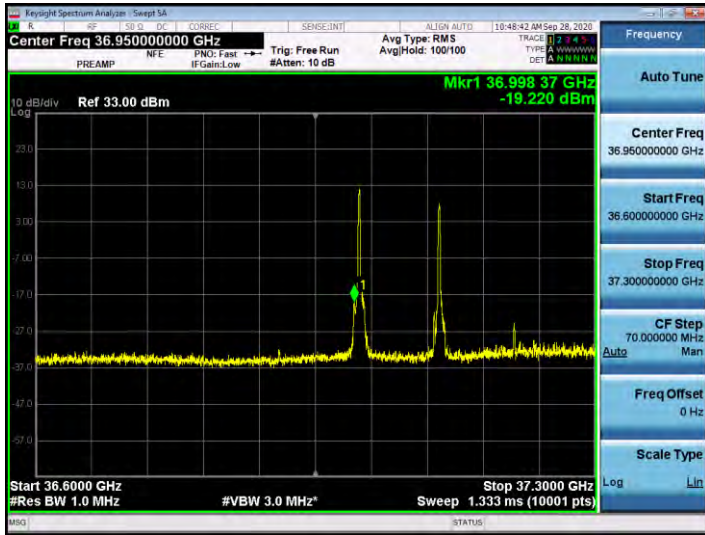
50 MHz, 2CC MIMO



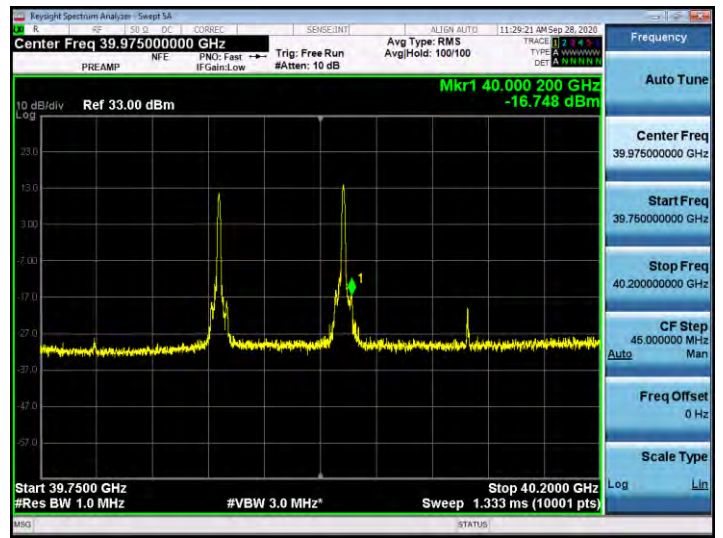
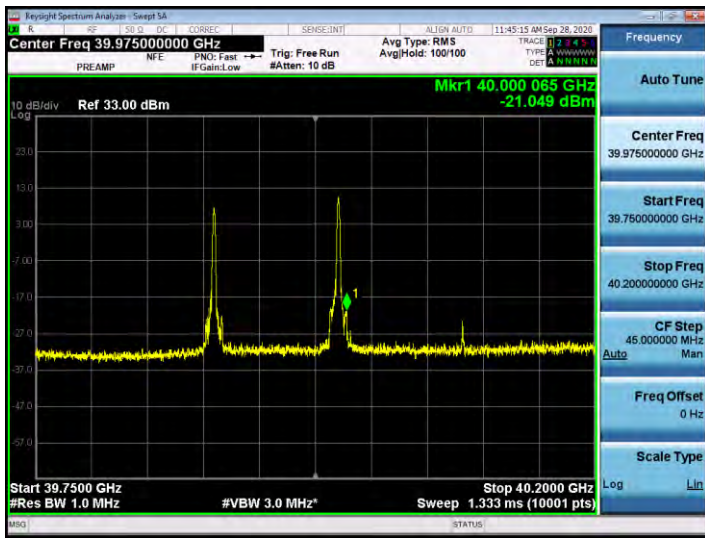
50 MHz, 2CC MIMO



100 MHz, 2CC MIMO



100 MHz, 2CC MIMO



5.4. RADIATED SPURIOUS EMISSIONS

Test Overview

The test frequency range is from 9 kHz to 200GHz. All out of band emissions are measured in a radiated test setup while the EUT is operating at maximum power, and at the appropriate frequencies. All modulations were investigated to determine the worst case configuration. All modes of operation were investigated and the worst case configuration results are reported in this section.

The conductive power or total radiated power of any emissions outside a licensee's frequency block shall be -13dBm/1MHz.

FCC Rules

Test Requirements:

§ 30.203 Emission limits.

- (a) The conductive power or the total radiated power of any emission outside a licensee's frequency block shall be -13 dBm/MHz or lower. However, in the bands immediately outside and adjacent to the licensee's frequency block, having a bandwidth equal to 10 percent of the channel bandwidth, the conductive power or the total radiated power of any emission shall be -5 dBm/MHz or lower.
- (b)(1) Compliance with this provision is based on the use of measurement instrumentation employing a resolution bandwidth of 1 megahertz or greater.
- (2) When measuring the emission limits, the nominal carrier frequency shall be adjusted as close to the licensee's frequency block edges as the design permits.
- (3) The measurements of emission power can be expressed in peak or average values.

EIRP Test Procedures:

The measurement is performed in accordance with Section 5.7.4 of ANSI C63.26.

5.7.4 Spurious unwanted emission measurements

- a) Set the spectrum analyzer start frequency to the lowest frequency generated by the EUT, without going below 9 kHz, and the stop frequency to the lower frequency covered by the measurements previously performed in 5.7.3. As an alternative, the stop frequency can be set to the value specified in 5.1.1, depending on the EUT operating range, if the resulting plot can clearly demonstrate compliance for all frequencies not addressed by the out-of-band emissions measurements performed as per 5.7.3.
- b) When using an average power (rms) detector, ensure that the number of points in the sweep $\geq 2 \times (\text{span} / \text{RBW})$. This may require that the measurement range defined by the start and stop frequencies be subdivided, depending on the spectrum analyzer capabilities. This requirement does not apply to peak-detected power measurements. When average power is specified by the applicable regulation, a peak-

detector can be utilized for preliminary measurements to accommodate wider frequency spans. Any emissions found in the preliminary measurement to exceed the applicable limit(s) shall be further examined using a power averaging (rms) detector with the minimum number of measurement points as defined above.

c) The sweep time should be set to auto-couple for performing peak-detector measurements. For measurements that use a power averaging (rms) detector, the sweep time shall be set as described for out-of-band emissions measurements in item d) of 5.7.3.

d) Identify and measure the highest spurious emission levels in each frequency range. It is not necessary to re-measure the out-of-band emissions as a part of this test. Record the frequencies and amplitudes corresponding to the measured emissions and capture the data plots.

e) Repeat step b) through step d) for the upper spurious emission frequency range if not already captured by a wide span measurement performed as per the alternative provided in step a). The upper frequency for this measurement is defined in 5.1.1 as a function of the EUT operating range.

f) Compare the results with the corresponding limit in the applicable regulation.

g) The test report shall include the data plots of the measuring instrument display and the measured data.

TRP Test Procedures:

The measurement is performed in accordance with Section 4.4.3.3.2 of KDB 842590 v01r01 (2020-04).

a) Align the EUT with a chosen xy-plane and the xz-plane of the antenna measurement coordinate system.

NOTE 1 For harmonics and spurious emission frequencies which are beamforming as identified in exploratory scan, it may be required to align the orthogonal cuts to include the peak based on exploratory scans.

b) Measure the EUT dimensions, i.e., depth (d), width (w), and height (h); see Figure A.1 in Appendix A.

c) Calculate the spherical and cylindrical diameters (D and D_{cyl}) using Equations (A.1) and (A.2) (see Appendix A).

d) For the highest frequency (smallest wavelength) of the frequency band measured, calculate the reference angular steps $\Delta\theta_{ref}$ and $\Delta\phi_{ref}$ using Equations (A.3) and (A.4).

e) Set the grid spatial sampling step $\Delta\theta \leq \Delta\theta_{ref}$ for the vertical angle and $\Delta\phi \leq \Delta\phi_{ref}$ for the horizontal cut.

f) For each emission frequency, measure the EIRP (as a sum of two orthogonal polarizations) at each spatial sampling step on the selected grid.

g) For each emission frequency, calculate the average EIRP for both the cuts separately, and then take the average of these two average values.

h) Add 2 dB as a correction factor to the averaged value computed in step g).

i) If the TRP limit is exceeded, a third orthogonal cut in the yz-plane and using the $\Delta\theta$ angular step, can be added. Now, calculate the average values in all three cuts separately, and then take the average value of these three average values.

j) Add 1.5 dB as a correction factor to the averaged value computed in step i).

k) Evaluate the pass/fail decision by comparing TRP from step h) or step j) against the applicable TRP limit.

Note:

1. Spurious emission test is performed up to 200 GHz (up to 100 GHz for n261) frequency according to section 5.1.1 of ANSI C63.26 -2015.
2. Measurement distance is applied far field condition on page 17.
3. Additionally, we were performed the RSE test in EN-DC mode. It was determined that there is no new emission introduced by EN-DC mode.
4. All RSE were measured with 1CC and 2CC. In case of modulation, worst case is QPSK or PI/2BPSK.
5. Test plot is included any factors and all factors such as AFCL is calculated in tabular data.
In this test, AFCL factor consists of antenna factor, cable loss, mixer loss, amplifier gain and duty correction. Emissions value is first converted by distance factor as follow.

Converted value (dBm) = Measured Value (dBuV) + 20 LOG(D)-104.77

Final spurious emissions result is calculated as follows.

Spurious Emissions = Converted Value (dBm) + AFCL

6. Measurement RBW correction factor (Reference RBW : 1 MHz)
The measured value in table is included the RBW correction factor.

10log(Reference RBW/Measured RBW)

In case of 1 kHz RBW, correction factor is 30 dB.

In case of 10 kHz RBW, correction factor is 20 dB.

In case of 100 kHz RBW, correction factor is 10 dB.

7. Sample calculations

The RSE EIRP level is taken directly from the spectrum analyzer which includes the appropriate antenna factors, cable losses, and harmonic mixer conversion losses.

To address compliance of MIMO RSE per KDB 662911 D01, the MIMO RSE EIRP is calculated by summing the worst case H Beam EIRP and V Beam EIRP in linear powers units then converted back to dBm:

EIRP(H Beam) + EIRP(V Beam) = Total EIRP(MIMO)

-44.57 dBm + -44.43 dBm = 0.35 nW + 0.36 nW = 0.71 nW = -41.487 dBm

8. In case of 9 kHz to 30 MHz, the reading of emissions are attenuated more than 20 dB below the permissible limits or the field strength is too small to be measured.

Test Results:Tabular Data of Radiated Spurious Emissions

1. n261

30 MHz ~ 1 GHz

Antenna	CC	BW	mode	Channel	Pol.	Measured Value(dBuV)	Distance (m)	Conversion Value Result (dBm)	SUM (dBm)
0	1	50	SISO	Low	H	50.66	3	-44.57	-41.487
					V	50.80	3	-44.43	
				Mid	H	50.73	3	-44.50	-41.472
					V	50.76	3	-44.47	
				High	H	50.80	3	-44.43	-41.457
					V	50.72	3	-44.51	
			MIMO	Low	H	50.85	3	-44.38	-41.422
					V	50.74	3	-44.49	
				Mid	H	50.59	3	-44.64	-41.547
					V	50.75	3	-44.48	
				High	H	50.93	3	-44.30	-41.376
					V	50.75	3	-44.48	
		100	SISO	Low	H	50.72	3	-44.51	-41.396
					V	50.92	3	-44.31	
				Mid	H	50.73	3	-44.50	-41.497
					V	50.71	3	-44.52	
				High	H	50.75	3	-44.48	-41.467
					V	50.75	3	-44.48	
			MIMO	Low	H	50.69	3	-44.54	-41.577
					V	50.59	3	-44.64	
				Mid	H	50.76	3	-44.47	-41.422
					V	50.83	3	-44.40	
				High	H	50.80	3	-44.43	-41.422
					V	50.79	3	-44.44	
	2	50	SISO	Low	H	50.87	3	-44.36	-41.332
					V	50.90	3	-44.33	
				Mid	H	50.79	3	-44.44	-41.382
					V	50.88	3	-44.35	
				High	H	50.72	3	-44.51	-41.482
					V	50.75	3	-44.48	
			MIMO	Low	H	50.81	3	-44.42	-41.462
					V	50.70	3	-44.53	
				Mid	H	50.93	3	-44.30	-41.362
					V	50.78	3	-44.45	
				High	H	50.77	3	-44.46	-41.387
					V	50.89	3	-44.34	
		100	SISO	Low	H	50.83	3	-44.40	-41.452
					V	50.70	3	-44.53	
				Mid	H	50.60	3	-44.63	-41.511
					V	50.81	3	-44.42	
				High	H	50.78	3	-44.45	-41.492
					V	50.67	3	-44.56	
			MIMO	Low	H	50.69	3	-44.54	-41.416
					V	50.91	3	-44.32	
				Mid	H	50.72	3	-44.51	-41.422
					V	50.87	3	-44.36	
				High	H	50.72	3	-44.51	-41.417
					V	50.88	3	-44.35	

Antenna	CC	BW	mode	Channel	Pol.	Measured Value(dBuV)	Distance	Conversion Value Result (dBm)	SUM (dBm)
1	1	50	SISO	Low	H	50.71	3	-44.52	-41.462
					V	50.80	3	-44.43	
				Mid	H	50.74	3	-44.49	-41.507
					V	50.68	3	-44.55	
				High	H	50.87	3	-44.36	-41.407
					V	50.75	3	-44.48	
			MIMO	Low	H	50.76	3	-44.47	-41.462
					V	50.75	3	-44.48	
				Mid	H	50.75	3	-44.48	-41.472
					V	50.74	3	-44.49	
				High	H	50.68	3	-44.55	-41.517
					V	50.72	3	-44.51	
		100	SISO	Low	H	50.78	3	-44.45	-41.482
					V	50.69	3	-44.54	
				Mid	H	50.74	3	-44.49	-41.502
					V	50.69	3	-44.54	
				High	H	50.72	3	-44.51	-41.557
					V	50.60	3	-44.63	
			MIMO	Low	H	50.59	3	-44.64	-41.521
					V	50.80	3	-44.43	
				Mid	H	50.63	3	-44.60	-41.522
					V	50.76	3	-44.47	
				High	H	50.74	3	-44.49	-41.437
					V	50.82	3	-44.41	
	2	50	SISO	Low	H	50.69	3	-44.54	-41.441
					V	50.86	3	-44.37	
				Mid	H	50.81	3	-44.42	-41.422
					V	50.78	3	-44.45	
				High	H	50.75	3	-44.48	-41.512
					V	50.66	3	-44.57	
			MIMO	Low	H	50.87	3	-44.36	-41.407
					V	50.75	3	-44.48	
				Mid	H	50.76	3	-44.47	-41.492
					V	50.69	3	-44.54	
				High	H	50.67	3	-44.56	-41.552
					V	50.66	3	-44.57	
		100	SISO	Low	H	50.71	3	-44.52	-41.401
					V	50.92	3	-44.31	
				Mid	H	51.02	3	-44.21	-41.301
					V	50.81	3	-44.42	
				High	H	50.83	3	-44.40	-41.447
					V	50.71	3	-44.52	
			MIMO	Low	H	50.81	3	-44.42	-41.447
					V	50.73	3	-44.50	
				Mid	H	50.77	3	-44.46	-41.432
					V	50.80	3	-44.43	
				High	H	50.76	3	-44.47	-41.477
					V	50.72	3	-44.51	

1 GHz ~ 18 GHz

Antenna	CC	BW	mode	Channel	Pol.	Measured Value(dBuV)	Distance	Conversion Value Result (dBm)	SUM (dBm)	
0	1	50	SISO	Low	H	51.87	3.75	-41.42	-38.384	
					V	51.92	3.75	-41.37		
				Mid	H	51.86	3.75	-41.43		-38.414
					V	51.87	3.75	-41.42		
				High	H	51.83	3.75	-41.46		-38.414
					V	51.90	3.75	-41.39		
			MIMO	Low	H	51.92	3.75	-41.37	-38.359	
					V	51.92	3.75	-41.37		
				Mid	H	51.87	3.75	-41.42	-38.394	
					V	51.90	3.75	-41.39		
				High	H	51.83	3.75	-41.46	-38.434	
					V	51.86	3.75	-41.43		
		100	SISO	Low	H	51.83	3.75	-41.46	-38.424	
					V	51.88	3.75	-41.41		
				Mid	H	51.88	3.75	-41.41	-38.389	
					V	51.90	3.75	-41.39		
				High	H	51.82	3.75	-41.47	-38.434	
					V	51.87	3.75	-41.42		
			MIMO	Low	H	51.89	3.75	-41.40	-38.379	
					V	51.91	3.75	-41.38		
				Mid	H	51.89	3.75	-41.40	-38.399	
					V	51.87	3.75	-41.42		
				High	H	51.85	3.75	-41.44	-38.419	
					V	51.87	3.75	-41.42		
	2	50	SISO	Low	H	51.86	3.75	-41.43	-38.399	
					V	51.90	3.75	-41.39		
				Mid	H	51.87	3.75	-41.42	-38.399	
					V	51.89	3.75	-41.40		
				High	H	51.92	3.75	-41.37	-38.369	
					V	51.90	3.75	-41.39		
			MIMO	Low	H	51.86	3.75	-41.43	-38.394	
					V	51.91	3.75	-41.38		
				Mid	H	51.89	3.75	-41.40	-38.404	
					V	51.86	3.75	-41.43		
				High	H	51.90	3.75	-41.39	-38.384	
					V	51.89	3.75	-41.40		
		100	SISO	Low	H	51.83	3.75	-41.46	-38.419	
					V	51.89	3.75	-41.40		
				Mid	H	51.87	3.75	-41.42	-38.394	
					V	51.90	3.75	-41.39		
				High	H	51.91	3.75	-41.38	-38.389	
					V	51.87	3.75	-41.42		
			MIMO	Low	H	51.85	3.75	-41.44	-38.409	
					V	51.89	3.75	-41.40		
				Mid	H	51.88	3.75	-41.41	-38.389	
					V	51.90	3.75	-41.39		
				High	H	51.85	3.75	-41.44	-38.409	
					V	51.89	3.75	-41.40		

Antenna	CC	BW	mode	Channel	Pol.	Measured Value(dBuV)	Distance	Conversion Value Result (dBm)	SUM (dBm)	
1	1	50	SISO	Low	H	51.82	3.75	-41.47	-38.439	
					V	51.86	3.75	-41.43		
				Mid	H	51.89	3.75	-41.40		-38.394
					V	51.88	3.75	-41.41		
				High	H	51.85	3.75	-41.44		-38.409
					V	51.89	3.75	-41.40		
			MIMO	Low	H	51.90	3.75	-41.39	-38.389	
					V	51.88	3.75	-41.41		
				Mid	H	51.87	3.75	-41.42	-38.404	
					V	51.88	3.75	-41.41		
				High	H	51.92	3.75	-41.37	-38.374	
					V	51.89	3.75	-41.40		
		100	SISO	Low	H	51.87	3.75	-41.42	-38.429	
					V	51.83	3.75	-41.46		
				Mid	H	51.85	3.75	-41.44	-38.404	
					V	51.90	3.75	-41.39		
				High	H	51.90	3.75	-41.39	-38.374	
					V	51.91	3.75	-41.38		
			MIMO	Low	H	51.78	3.75	-41.51	-38.413	
					V	51.95	3.75	-41.34		
				Mid	H	51.87	3.75	-41.42	-38.384	
					V	51.92	3.75	-41.37		
				High	H	51.89	3.75	-41.40	-38.429	
					V	51.81	3.75	-41.48		
	2	50	SISO	Low	H	51.83	3.75	-41.46	-38.419	
					V	51.89	3.75	-41.40		
				Mid	H	51.88	3.75	-41.41	-38.394	
					V	51.89	3.75	-41.40		
				High	H	51.86	3.75	-41.43	-38.419	
					V	51.86	3.75	-41.43		
			MIMO	Low	H	51.88	3.75	-41.41	-38.414	
					V	51.85	3.75	-41.44		
				Mid	H	51.85	3.75	-41.44	-38.424	
					V	51.86	3.75	-41.43		
				High	H	51.91	3.75	-41.38	-38.389	
					V	51.87	3.75	-41.42		
		100	SISO	Low	H	51.88	3.75	-41.41	-38.454	
					V	51.77	3.75	-41.52		
				Mid	H	51.79	3.75	-41.50	-38.464	
					V	51.84	3.75	-41.45		
				High	H	51.92	3.75	-41.37	-38.384	
					V	51.87	3.75	-41.42		
			MIMO	Low	H	51.94	3.75	-41.35	-38.339	
					V	51.94	3.75	-41.35		
				Mid	H	51.92	3.75	-41.37	-38.369	
					V	51.90	3.75	-41.39		
				High	H	51.87	3.75	-41.42	-38.399	
					V	51.89	3.75	-41.40		

18 GHz ~ 27 GHz

Antenna	CC	BW	mode	Channel	Pol.	Measured Value(dBuV)	Distance	Conversion Value Result (dBm)	SUM (dBm)
0	1	50	SISO	Low	H	40.03	3.75	-53.26	-50.333
					V	39.86	3.75	-53.43	
				Mid	H	40.12	3.75	-53.17	-50.164
					V	40.11	3.75	-53.18	
				High	H	40.16	3.75	-53.13	-50.252
					V	39.89	3.75	-53.40	
			MIMO	Low	H	40.06	3.75	-53.23	-50.239
					V	40.02	3.75	-53.27	
				Mid	H	40.19	3.75	-53.10	-50.144
					V	40.08	3.75	-53.21	
				High	H	40.13	3.75	-53.16	-50.174
					V	40.08	3.75	-53.21	
		100	SISO	Low	H	40.07	3.75	-53.22	-50.189
					V	40.11	3.75	-53.18	
				Mid	H	40.18	3.75	-53.11	-49.993
					V	40.39	3.75	-52.90	
				High	H	40.15	3.75	-53.14	-50.038
					V	40.33	3.75	-52.96	
			MIMO	Low	H	40.32	3.75	-52.97	-49.944
					V	40.35	3.75	-52.94	
				Mid	H	40.34	3.75	-52.95	-49.924
					V	40.37	3.75	-52.92	
				High	H	40.28	3.75	-53.01	-49.857
					V	40.56	3.75	-52.73	
	2	50	SISO	Low	H	40.29	3.75	-53.00	-50.009
					V	40.25	3.75	-53.04	
				Mid	H	40.41	3.75	-52.88	-49.859
					V	40.43	3.75	-52.86	
				High	H	40.51	3.75	-52.78	-49.873
					V	40.30	3.75	-52.99	
			MIMO	Low	H	40.40	3.75	-52.89	-49.839
					V	40.48	3.75	-52.81	
				Mid	H	40.37	3.75	-52.92	-49.924
					V	40.34	3.75	-52.95	
				High	H	40.44	3.75	-52.85	-49.879
					V	40.36	3.75	-52.93	
		100	SISO	Low	H	40.60	3.75	-52.69	-49.783
					V	40.39	3.75	-52.90	
				Mid	H	40.55	3.75	-52.74	-49.789
					V	40.43	3.75	-52.86	
				High	H	40.35	3.75	-52.94	-49.818
					V	40.57	3.75	-52.72	
			MIMO	Low	H	40.56	3.75	-52.73	-49.784
					V	40.43	3.75	-52.86	
				Mid	H	40.41	3.75	-52.88	-49.793
					V	40.56	3.75	-52.73	
				High	H	40.54	3.75	-52.75	-49.759
					V	40.50	3.75	-52.79	

Antenna	CC	BW	mode	Channel	Pol.	Measured Value(dBuV)	Distance	Conversion Value Result (dBm)	SUM (dBm)	
1	1	50	SISO	Low	H	40.41	3.75	-52.88	-49.788	
					V	40.57	3.75	-52.72		
				Mid	H	40.67	3.75	-52.62		-49.737
					V	40.41	3.75	-52.88		
				High	H	40.37	3.75	-52.92		-49.899
					V	40.39	3.75	-52.90		
			MIMO	Low	H	40.48	3.75	-52.81	-49.667	
					V	40.74	3.75	-52.55		
				Mid	H	40.43	3.75	-52.86	-49.839	
					V	40.45	3.75	-52.84		
				High	H	40.42	3.75	-52.87	-49.727	
					V	40.68	3.75	-52.61		
		100	SISO	Low	H	40.40	3.75	-52.89	-49.834	
					V	40.49	3.75	-52.80		
				Mid	H	40.55	3.75	-52.74	-49.648	
					V	40.71	3.75	-52.58		
				High	H	40.58	3.75	-52.71	-49.764	
					V	40.45	3.75	-52.84		
			MIMO	Low	H	40.60	3.75	-52.69	-49.704	
					V	40.55	3.75	-52.74		
				Mid	H	40.43	3.75	-52.86	-49.844	
					V	40.44	3.75	-52.85		
				High	H	40.51	3.75	-52.78	-49.769	
					V	40.51	3.75	-52.78		
	2	50	SISO	Low	H	40.42	3.75	-52.87	-49.864	
					V	40.41	3.75	-52.88		
				Mid	H	40.48	3.75	-52.81	-49.774	
					V	40.53	3.75	-52.76		
				High	H	40.65	3.75	-52.64	-49.689	
					V	40.53	3.75	-52.76		
			MIMO	Low	H	40.55	3.75	-52.74	-49.689	
					V	40.63	3.75	-52.66		
				Mid	H	40.47	3.75	-52.82	-49.859	
					V	40.37	3.75	-52.92		
				High	H	40.44	3.75	-52.85	-49.809	
					V	40.50	3.75	-52.79		
		100	SISO	Low	H	40.56	3.75	-52.73	-49.709	
					V	40.58	3.75	-52.71		
				Mid	H	40.42	3.75	-52.87	-49.814	
					V	40.51	3.75	-52.78		
				High	H	40.48	3.75	-52.81	-49.799	
					V	40.48	3.75	-52.81		
			MIMO	Low	H	40.52	3.75	-52.77	-49.739	
					V	40.56	3.75	-52.73		
				Mid	H	40.50	3.75	-52.79	-49.799	
					V	40.46	3.75	-52.83		
				High	H	40.61	3.75	-52.68	-49.739	
					V	40.47	3.75	-52.82		

28.8 GHz ~ 40 GHz

Antenna	CC	BW	mode	Channel	Pol.	Measured Value(dBuV)	Distance	Conversion Value Result (dBm)	SUM (dBm)	
0	1	50	SISO	Low	H	47.11	3.75	-46.18	-43.119	
					V	47.21	3.75	-46.08		
				Mid	H	47.25	3.75	-46.04		-43.044
					V	47.22	3.75	-46.07		
				High	H	47.00	3.75	-46.29		-43.209
					V	47.14	3.75	-46.15		
			MIMO	Low	H	47.24	3.75	-46.05	-43.064	
					V	47.19	3.75	-46.10		
				Mid	H	47.01	3.75	-46.28	-43.249	
					V	47.05	3.75	-46.24		
				High	H	47.05	3.75	-46.24	-43.289	
					V	46.93	3.75	-46.36		
		100	SISO	Low	H	47.06	3.75	-46.23	-43.239	
					V	47.02	3.75	-46.27		
				Mid	H	47.08	3.75	-46.21	-43.249	
					V	46.98	3.75	-46.31		
				High	H	47.02	3.75	-46.27	-43.279	
					V	46.98	3.75	-46.31		
			MIMO	Low	H	47.15	3.75	-46.14	-43.218	
					V	46.97	3.75	-46.32		
				Mid	H	47.04	3.75	-46.25	-43.279	
					V	46.96	3.75	-46.33		
				High	H	46.95	3.75	-46.34	-43.259	
					V	47.09	3.75	-46.20		
	2	50	SISO	Low	H	47.04	3.75	-46.25	-43.244	
					V	47.03	3.75	-46.26		
				Mid	H	47.11	3.75	-46.18	-43.194	
					V	47.06	3.75	-46.23		
				High	H	47.24	3.75	-46.05	-43.094	
					V	47.13	3.75	-46.16		
			MIMO	Low	H	47.05	3.75	-46.24	-43.313	
					V	46.88	3.75	-46.41		
				Mid	H	47.08	3.75	-46.21	-43.219	
					V	47.04	3.75	-46.25		
				High	H	46.98	3.75	-46.31	-43.304	
					V	46.97	3.75	-46.32		
		100	SISO	Low	H	47.04	3.75	-46.25	-43.269	
					V	46.98	3.75	-46.31		
				Mid	H	46.93	3.75	-46.36	-43.304	
					V	47.02	3.75	-46.27		
				High	H	46.95	3.75	-46.34	-43.274	
					V	47.06	3.75	-46.23		
			MIMO	Low	H	46.93	3.75	-46.36	-43.309	
					V	47.01	3.75	-46.28		
				Mid	H	47.15	3.75	-46.14	-43.203	
					V	47.00	3.75	-46.29		
				High	H	46.90	3.75	-46.39	-43.349	
					V	46.96	3.75	-46.33		

Antenna	CC	BW	mode	Channel	Pol.	Measured Value(dBuV)	Distance	Conversion Value Result (dBm)	SUM (dBm)	
1	1	50	SISO	Low	H	46.99	3.75	-46.30	-43.383	
					V	46.80	3.75	-46.49		
				Mid	H	47.09	3.75	-46.20		-43.179
					V	47.11	3.75	-46.18		
				High	H	46.96	3.75	-46.33		-43.384
					V	46.83	3.75	-46.46		
			MIMO	Low	H	46.97	3.75	-46.32	-43.319	
					V	46.95	3.75	-46.34		
				Mid	H	46.98	3.75	-46.31	-43.274	
					V	47.03	3.75	-46.26		
				High	H	46.89	3.75	-46.40	-43.349	
					V	46.97	3.75	-46.32		
		100	SISO	Low	H	47.00	3.75	-46.29	-43.319	
					V	46.92	3.75	-46.37		
				Mid	H	47.06	3.75	-46.23	-43.269	
					V	46.96	3.75	-46.33		
				High	H	47.03	3.75	-46.26	-43.304	
					V	46.92	3.75	-46.37		
			MIMO	Low	H	47.14	3.75	-46.15	-43.109	
					V	47.20	3.75	-46.09		
				Mid	H	46.94	3.75	-46.35	-43.359	
					V	46.90	3.75	-46.39		
				High	H	47.02	3.75	-46.27	-43.309	
					V	46.92	3.75	-46.37		
	2	50	SISO	Low	H	46.87	3.75	-46.42	-43.256	
					V	47.17	3.75	-46.12		
				Mid	H	46.96	3.75	-46.33	-43.284	
					V	47.03	3.75	-46.26		
				High	H	47.12	3.75	-46.17	-43.292	
					V	46.85	3.75	-46.44		
			MIMO	Low	H	46.93	3.75	-46.36	-43.324	
					V	46.98	3.75	-46.31		
				Mid	H	46.92	3.75	-46.37	-43.263	
					V	47.11	3.75	-46.18		
				High	H	46.92	3.75	-46.37	-43.248	
					V	47.14	3.75	-46.15		
		100	SISO	Low	H	47.18	3.75	-46.11	-43.198	
					V	46.98	3.75	-46.31		
				Mid	H	46.86	3.75	-46.43	-43.364	
					V	46.97	3.75	-46.32		
				High	H	47.14	3.75	-46.15	-43.248	
					V	46.92	3.75	-46.37		
			MIMO	Low	H	47.06	3.75	-46.23	-43.259	
					V	46.98	3.75	-46.31		
				Mid	H	46.94	3.75	-46.35	-43.324	
					V	46.97	3.75	-46.32		
				High	H	47.01	3.75	-46.28	-43.259	
					V	47.03	3.75	-46.26		

40 GHz ~ 60 GHz

Antenna	CC	BW	mode	Channel	Pol.	Measured Value(dBuV)	Distance	Conversion Value Result (dBm)	SUM (dBm)
0	1	50	SISO	Low	H	59.74	3.75	-33.55	-30.524
					V	59.77	3.75	-33.52	
				Mid	H	59.75	3.75	-33.54	-30.549
					V	59.71	3.75	-33.58	
				High	H	59.89	3.75	-33.40	-30.468
					V	59.73	3.75	-33.56	
			MIMO	Low	H	59.73	3.75	-33.56	-30.417
					V	59.99	3.75	-33.30	
				Mid	H	59.70	3.75	-33.59	-30.594
					V	59.67	3.75	-33.62	
				High	H	59.90	3.75	-33.39	-30.434
					V	59.79	3.75	-33.50	
		100	SISO	Low	H	59.76	3.75	-33.53	-30.489
					V	59.82	3.75	-33.47	
				Mid	H	59.76	3.75	-33.53	-30.499
					V	59.80	3.75	-33.49	
				High	H	59.65	3.75	-33.64	-30.579
					V	59.75	3.75	-33.54	
			MIMO	Low	H	59.70	3.75	-33.59	-30.559
					V	59.74	3.75	-33.55	
				Mid	H	59.81	3.75	-33.48	-30.489
					V	59.77	3.75	-33.52	
				High	H	59.65	3.75	-33.64	-30.476
					V	59.95	3.75	-33.34	
	2	50	SISO	Low	H	59.91	3.75	-33.38	-30.478
					V	59.69	3.75	-33.60	
				Mid	H	59.78	3.75	-33.51	-30.564
					V	59.65	3.75	-33.64	
				High	H	59.77	3.75	-33.52	-30.564
					V	59.66	3.75	-33.63	
			MIMO	Low	H	59.72	3.75	-33.57	-30.504
					V	59.83	3.75	-33.46	
				Mid	H	59.65	3.75	-33.64	-30.609
					V	59.69	3.75	-33.60	
				High	H	59.58	3.75	-33.71	-30.659
					V	59.66	3.75	-33.63	
		100	SISO	Low	H	59.77	3.75	-33.52	-30.449
					V	59.89	3.75	-33.40	
				Mid	H	59.62	3.75	-33.67	-30.599
					V	59.74	3.75	-33.55	
				High	H	59.61	3.75	-33.68	-30.599
					V	59.75	3.75	-33.54	
			MIMO	Low	H	59.74	3.75	-33.55	-30.559
					V	59.70	3.75	-33.59	
				Mid	H	59.61	3.75	-33.68	-30.547
					V	59.85	3.75	-33.44	
				High	H	59.65	3.75	-33.64	-30.634
					V	59.64	3.75	-33.65	

Antenna	CC	BW	mode	Channel	Pol.	Measured Value(dBuV)	Distance	Conversion Value Result (dBm)	SUM (dBm)
1	1	50	SISO	Low	H	59.73	3.75	-33.56	-30.544
					V	59.74	3.75	-33.55	
				Mid	H	59.77	3.75	-33.52	-30.484
					V	59.82	3.75	-33.47	
				High	H	59.64	3.75	-33.65	-30.624
					V	59.67	3.75	-33.62	
			MIMO	Low	H	59.94	3.75	-33.35	-30.428
					V	59.76	3.75	-33.53	
				Mid	H	59.80	3.75	-33.49	-30.568
					V	59.62	3.75	-33.67	
				High	H	59.64	3.75	-33.65	-30.659
					V	59.60	3.75	-33.69	
		100	SISO	Low	H	59.71	3.75	-33.58	-30.599
					V	59.65	3.75	-33.64	
				Mid	H	59.78	3.75	-33.51	-30.588
					V	59.60	3.75	-33.69	
				High	H	59.64	3.75	-33.65	-30.619
					V	59.68	3.75	-33.61	
			MIMO	Low	H	59.86	3.75	-33.43	-30.419
					V	59.86	3.75	-33.43	
				Mid	H	59.69	3.75	-33.60	-30.559
					V	59.75	3.75	-33.54	
				High	H	59.69	3.75	-33.60	-30.584
					V	59.70	3.75	-33.59	
	2	50	SISO	Low	H	60.14	3.75	-33.15	-30.377
					V	59.65	3.75	-33.64	
				Mid	H	59.69	3.75	-33.60	-30.554
					V	59.76	3.75	-33.53	
				High	H	59.60	3.75	-33.69	-30.532
					V	59.89	3.75	-33.40	
			MIMO	Low	H	59.78	3.75	-33.51	-30.484
					V	59.81	3.75	-33.48	
				Mid	H	59.64	3.75	-33.65	-30.569
					V	59.78	3.75	-33.51	
				High	H	59.78	3.75	-33.51	-30.534
					V	59.71	3.75	-33.58	
		100	SISO	Low	H	59.71	3.75	-33.58	-30.549
					V	59.75	3.75	-33.54	
				Mid	H	59.80	3.75	-33.49	-30.474
					V	59.81	3.75	-33.48	
				High	H	59.75	3.75	-33.54	-30.534
					V	59.74	3.75	-33.55	
			MIMO	Low	H	59.78	3.75	-33.51	-30.608
					V	59.56	3.75	-33.73	
				Mid	H	59.84	3.75	-33.45	-30.528
					V	59.66	3.75	-33.63	
				High	H	59.70	3.75	-33.59	-30.534
					V	59.79	3.75	-33.50	

60 GHz ~ 90 GHz

Antenna	CC	BW	mode	Channel	Pol.	Measured Value(dBuV)	Distance	Conversion Value Result (dBm)	SUM (dBm)
0	1	50	SISO	Low	H	59.08	1	-45.69	-42.720
					V	59.00	1	-45.77	
				Mid	H	58.99	1	-45.78	-42.719
					V	59.09	1	-45.68	
				High	H	58.85	1	-45.92	-42.829
					V	59.01	1	-45.76	
			MIMO	Low	H	58.99	1	-45.78	-42.829
					V	58.87	1	-45.90	
				Mid	H	59.05	1	-45.72	-42.759
					V	58.95	1	-45.82	
				High	H	59.15	1	-45.62	-42.650
					V	59.07	1	-45.70	
		100	SISO	Low	H	59.05	1	-45.72	-42.735
					V	59.00	1	-45.77	
				Mid	H	59.08	1	-45.69	-42.645
					V	59.15	1	-45.62	
				High	H	59.00	1	-45.77	-42.586
					V	59.34	1	-45.43	
			MIMO	Low	H	58.92	1	-45.85	-42.825
					V	58.95	1	-45.82	
				Mid	H	58.98	1	-45.79	-42.745
					V	59.05	1	-45.72	
				High	H	59.03	1	-45.74	-42.669
					V	59.15	1	-45.62	
	2	50	SISO	Low	H	58.96	1	-45.81	-42.770
					V	59.02	1	-45.75	
				Mid	H	58.96	1	-45.81	-42.724
					V	59.11	1	-45.66	
				High	H	59.11	1	-45.66	-42.655
					V	59.10	1	-45.67	
			MIMO	Low	H	59.01	1	-45.76	-42.760
					V	58.99	1	-45.78	
				Mid	H	59.13	1	-45.64	-42.635
					V	59.12	1	-45.65	
				High	H	59.10	1	-45.67	-42.700
					V	59.02	1	-45.75	
		100	SISO	Low	H	58.98	1	-45.79	-42.745
					V	59.05	1	-45.72	
				Mid	H	59.01	1	-45.76	-42.760
					V	58.99	1	-45.78	
				High	H	58.99	1	-45.78	-42.719
					V	59.09	1	-45.68	
			MIMO	Low	H	59.03	1	-45.74	-42.700
					V	59.09	1	-45.68	
				Mid	H	58.99	1	-45.78	-42.800
					V	58.93	1	-45.84	
				High	H	59.13	1	-45.64	-42.709
					V	58.97	1	-45.80	

Antenna	CC	BW	mode	Channel	Pol.	Measured Value(dBuV)	Distance	Conversion Value Result (dBm)	SUM (dBm)
1	1	50	SISO	Low	H	58.98	1	-45.79	-42.632
					V	59.27	1	-45.50	
				Mid	H	59.02	1	-45.75	-42.689
					V	59.12	1	-45.65	
				High	H	59.10	1	-45.67	-42.635
					V	59.15	1	-45.62	
			MIMO	Low	H	58.93	1	-45.84	-42.774
					V	59.04	1	-45.73	
				Mid	H	59.09	1	-45.68	-42.714
					V	59.00	1	-45.77	
				High	H	59.13	1	-45.64	-42.679
					V	59.03	1	-45.74	
		100	SISO	Low	H	58.97	1	-45.80	-42.663
					V	59.22	1	-45.55	
				Mid	H	59.16	1	-45.61	-42.674
					V	59.01	1	-45.76	
				High	H	58.91	1	-45.86	-42.713
					V	59.18	1	-45.59	
			MIMO	Low	H	59.03	1	-45.74	-42.649
					V	59.19	1	-45.58	
				Mid	H	59.15	1	-45.62	-42.659
					V	59.05	1	-45.72	
				High	H	59.11	1	-45.66	-42.714
					V	58.98	1	-45.79	
	2	50	SISO	Low	H	59.19	1	-45.58	-42.654
					V	59.02	1	-45.75	
				Mid	H	58.93	1	-45.84	-42.718
					V	59.15	1	-45.62	
				High	H	58.96	1	-45.81	-42.704
					V	59.15	1	-45.62	
			MIMO	Low	H	59.07	1	-45.70	-42.665
					V	59.12	1	-45.65	
				Mid	H	59.01	1	-45.76	-42.765
					V	58.98	1	-45.79	
				High	H	59.07	1	-45.70	-42.680
					V	59.09	1	-45.68	
		100	SISO	Low	H	59.04	1	-45.73	-42.700
					V	59.08	1	-45.69	
				Mid	H	59.06	1	-45.71	-42.730
					V	59.00	1	-45.77	
				High	H	58.96	1	-45.81	-42.830
					V	58.90	1	-45.87	
			MIMO	Low	H	59.23	1	-45.54	-42.638
					V	59.01	1	-45.76	
				Mid	H	59.08	1	-45.69	-42.660
					V	59.12	1	-45.65	
				High	H	59.06	1	-45.71	-42.710
					V	59.04	1	-45.73	

90 GHz ~ 100 GHz

Antenna	CC	BW	mode	Channel	Pol.	Measured Value(dBuV)	Distance	Conversion Value Result (dBm)	SUM (dBm)	
0	1	50	SISO	Low	H	77.54	1	-27.23	-24.215	
					V	77.55	1	-27.22		
				Mid	H	77.52	1	-27.25		-24.179
					V	77.64	1	-27.13		
				High	H	77.48	1	-27.29		-24.280
					V	77.48	1	-27.29		
			MIMO	Low	H	77.57	1	-27.20	-24.205	
					V	77.54	1	-27.23		
				Mid	H	77.46	1	-27.31	-24.290	
					V	77.48	1	-27.29		
				High	H	77.52	1	-27.25	-24.260	
					V	77.48	1	-27.29		
		100	SISO	Low	H	77.55	1	-27.22	-24.210	
					V	77.55	1	-27.22		
				Mid	H	77.48	1	-27.29	-24.245	
					V	77.55	1	-27.22		
				High	H	77.56	1	-27.21	-24.205	
					V	77.55	1	-27.22		
			MIMO	Low	H	77.50	1	-27.27	-24.290	
					V	77.44	1	-27.33		
				Mid	H	77.55	1	-27.22	-24.259	
					V	77.45	1	-27.32		
				High	H	77.49	1	-27.28	-24.280	
					V	77.47	1	-27.30		
	2	50	SISO	Low	H	77.42	1	-27.35	-24.300	
					V	77.50	1	-27.27		
				Mid	H	77.51	1	-27.26	-24.294	
					V	77.42	1	-27.35		
				High	H	77.45	1	-27.32	-24.305	
					V	77.46	1	-27.31		
			MIMO	Low	H	77.48	1	-27.29	-24.280	
					V	77.48	1	-27.29		
				Mid	H	77.51	1	-27.26	-24.299	
					V	77.41	1	-27.36		
				High	H	77.51	1	-27.26	-24.290	
					V	77.43	1	-27.34		
		100	SISO	Low	H	77.49	1	-27.28	-24.280	
					V	77.47	1	-27.30		
				Mid	H	77.51	1	-27.26	-24.225	
					V	77.56	1	-27.21		
				High	H	77.54	1	-27.23	-24.200	
					V	77.58	1	-27.19		
			MIMO	Low	H	77.61	1	-27.16	-24.185	
					V	77.54	1	-27.23		
				Mid	H	77.54	1	-27.23	-24.200	
					V	77.58	1	-27.19		
				High	H	77.60	1	-27.17	-24.175	
					V	77.57	1	-27.20		

Antenna	CC	BW	mode	Channel	Pol.	Measured Value(dBuV)	Distance	Conversion Value Result (dBm)	SUM (dBm)
1	1	50	SISO	Low	H	77.62	1	-27.15	-24.100
					V	77.70	1	-27.07	
				Mid	H	77.64	1	-27.13	-24.069
					V	77.74	1	-27.03	
				High	H	77.67	1	-27.10	-24.075
					V	77.70	1	-27.07	
			MIMO	Low	H	77.71	1	-27.06	-24.070
					V	77.67	1	-27.10	
				Mid	H	77.65	1	-27.12	-24.080
					V	77.71	1	-27.06	
				High	H	77.74	1	-27.03	-24.060
					V	77.66	1	-27.11	
		100	SISO	Low	H	77.73	1	-27.04	-23.934
					V	77.92	1	-26.85	
				Mid	H	77.74	1	-27.03	-24.040
					V	77.70	1	-27.07	
				High	H	77.69	1	-27.08	-24.024
					V	77.78	1	-26.99	
			MIMO	Low	H	77.75	1	-27.02	-23.995
					V	77.78	1	-26.99	
				Mid	H	77.76	1	-27.01	-24.000
					V	77.76	1	-27.01	
				High	H	77.70	1	-27.07	-23.999
					V	77.82	1	-26.95	
	2	50	SISO	Low	H	77.69	1	-27.08	-24.014
					V	77.80	1	-26.97	
				Mid	H	77.71	1	-27.06	-24.004
					V	77.80	1	-26.97	
				High	H	77.78	1	-26.99	-23.934
					V	77.87	1	-26.90	
			MIMO	Low	H	77.73	1	-27.04	-24.040
					V	77.71	1	-27.06	
				Mid	H	77.70	1	-27.07	-24.035
					V	77.75	1	-27.02	
				High	H	77.75	1	-27.02	-24.000
					V	77.77	1	-27.00	
		100	SISO	Low	H	77.63	1	-27.14	-24.110
					V	77.67	1	-27.10	
				Mid	H	77.68	1	-27.09	-24.055
					V	77.73	1	-27.04	
				High	H	77.73	1	-27.04	-24.050
					V	77.69	1	-27.08	
			MIMO	Low	H	77.81	1	-26.96	-23.985
					V	77.74	1	-27.03	
				Mid	H	77.62	1	-27.15	-24.013
					V	77.87	1	-26.90	
				High	H	77.71	1	-27.06	-24.085
					V	77.64	1	-27.13	

2. n260
30 MHz ~ 1 GHz

Antenna	CC	BW	mode	Channel	Pol.	Measured Value(dBuV)	Distance	Conversion Value Result (dBm)	SUM (dBm)
0	1	50	SISO	Low	H	50.76	3	-44.47	-41.427
					V	50.82	3	-44.41	
				Mid	H	50.69	3	-44.54	-41.537
					V	50.67	3	-44.56	
				High	H	50.69	3	-44.54	-41.487
					V	50.77	3	-44.46	
			MIMO	Low	H	50.73	3	-44.50	-41.417
					V	50.87	3	-44.36	
				Mid	H	50.81	3	-44.42	-41.412
					V	50.80	3	-44.43	
				High	H	50.71	3	-44.52	-41.447
					V	50.83	3	-44.40	
		100	SISO	Low	H	50.78	3	-44.45	-41.462
					V	50.73	3	-44.50	
				Mid	H	50.72	3	-44.51	-41.417
					V	50.88	3	-44.35	
				High	H	50.84	3	-44.39	-41.402
					V	50.79	3	-44.44	
			MIMO	Low	H	50.67	3	-44.56	-41.517
					V	50.73	3	-44.50	
				Mid	H	50.65	3	-44.58	-41.517
					V	50.75	3	-44.48	
				High	H	50.71	3	-44.52	-41.457
					V	50.81	3	-44.42	
	2	50	SISO	Low	H	50.87	3	-44.36	-41.431
					V	50.70	3	-44.53	
				Mid	H	50.66	3	-44.57	-41.542
					V	50.69	3	-44.54	
				High	H	50.67	3	-44.56	-41.532
					V	50.70	3	-44.53	
			MIMO	Low	H	50.68	3	-44.55	-41.497
					V	50.76	3	-44.47	
				Mid	H	50.69	3	-44.54	-41.562
					V	50.62	3	-44.61	
				High	H	50.81	3	-44.42	-41.467
					V	50.69	3	-44.54	
		100	SISO	Low	H	50.72	3	-44.51	-41.537
					V	50.64	3	-44.59	
				Mid	H	50.88	3	-44.35	-41.412
					V	50.73	3	-44.50	
				High	H	50.75	3	-44.48	-41.437
					V	50.81	3	-44.42	
			MIMO	Low	H	50.98	3	-44.25	-41.331
					V	50.79	3	-44.44	
				Mid	H	50.68	3	-44.55	-41.517
					V	50.72	3	-44.51	
				High	H	50.77	3	-44.46	-41.442
					V	50.78	3	-44.45	

Antenna	CC	BW	mode	Channel	Pol.	Measured Value(dBuV)	Distance	Conversion Value Result (dBm)	SUM (dBm)
1	1	50	SISO	Low	H	50.76	3	-44.47	-41.452
					V	50.77	3	-44.46	
				Mid	H	50.76	3	-44.47	-41.427
					V	50.82	3	-44.41	
				High	H	50.70	3	-44.53	-41.512
					V	50.71	3	-44.52	
			MIMO	Low	H	50.71	3	-44.52	-41.497
					V	50.73	3	-44.50	
				Mid	H	50.95	3	-44.28	-41.322
					V	50.84	3	-44.39	
				High	H	50.73	3	-44.50	-41.462
					V	50.78	3	-44.45	
		100	SISO	Low	H	50.81	3	-44.42	-41.467
					V	50.69	3	-44.54	
				Mid	H	50.73	3	-44.50	-41.452
					V	50.80	3	-44.43	
				High	H	50.77	3	-44.46	-41.512
					V	50.64	3	-44.59	
			MIMO	Low	H	50.73	3	-44.50	-41.457
					V	50.79	3	-44.44	
				Mid	H	50.75	3	-44.48	-41.422
					V	50.84	3	-44.39	
				High	H	50.69	3	-44.54	-41.492
					V	50.76	3	-44.47	
	2	50	SISO	Low	H	50.77	3	-44.46	-41.492
					V	50.68	3	-44.55	
				Mid	H	51.15	3	-44.08	-41.220
					V	50.84	3	-44.39	
				High	H	50.79	3	-44.44	-41.407
					V	50.83	3	-44.40	
			MIMO	Low	H	50.68	3	-44.55	-41.487
					V	50.78	3	-44.45	
				Mid	H	50.99	3	-44.24	-41.297
					V	50.85	3	-44.38	
				High	H	50.73	3	-44.50	-41.492
					V	50.72	3	-44.51	
		100	SISO	Low	H	50.85	3	-44.38	-41.412
					V	50.76	3	-44.47	
				Mid	H	50.92	3	-44.31	-41.267
					V	50.98	3	-44.25	
				High	H	50.79	3	-44.44	-41.442
					V	50.76	3	-44.47	
			MIMO	Low	H	50.73	3	-44.50	-41.467
					V	50.77	3	-44.46	
				Mid	H	50.86	3	-44.37	-41.427
					V	50.72	3	-44.51	
				High	H	50.88	3	-44.35	-41.387
					V	50.78	3	-44.45	

1 GHz ~ 18 GHz

Antenna	CC	BW	mode	Channel	Pol.	Measured Value(dBuV)	Distance	Conversion Value Result (dBm)	SUM (dBm)	
0	1	50	SISO	Low	H	50.64	3.75	-42.65	-39.619	
					V	50.68	3.75	-42.61		
				Mid	H	50.65	3.75	-42.64		-39.624
					V	50.66	3.75	-42.63		
				High	H	50.64	3.75	-42.65		-39.654
					V	50.61	3.75	-42.68		
			MIMO	Low	H	50.57	3.75	-42.72	-39.674	
					V	50.64	3.75	-42.65		
				Mid	H	50.65	3.75	-42.64	-39.629	
					V	50.65	3.75	-42.64		
				High	H	50.65	3.75	-42.64	-39.604	
					V	50.70	3.75	-42.59		
		100	SISO	Low	H	50.62	3.75	-42.67	-39.644	
					V	50.65	3.75	-42.64		
				Mid	H	50.67	3.75	-42.62	-39.659	
					V	50.57	3.75	-42.72		
				High	H	50.64	3.75	-42.65	-39.629	
					V	50.66	3.75	-42.63		
			MIMO	Low	H	50.62	3.75	-42.67	-39.659	
					V	50.62	3.75	-42.67		
				Mid	H	50.68	3.75	-42.61	-39.624	
					V	50.63	3.75	-42.66		
				High	H	50.59	3.75	-42.70	-39.664	
					V	50.64	3.75	-42.65		
	2	50	SISO	Low	H	50.66	3.75	-42.63	-39.624	
					V	50.65	3.75	-42.64		
				Mid	H	50.64	3.75	-42.65	-39.644	
					V	50.63	3.75	-42.66		
				High	H	50.70	3.75	-42.59	-39.644	
					V	50.57	3.75	-42.72		
			MIMO	Low	H	50.71	3.75	-42.58	-39.614	
					V	50.62	3.75	-42.67		
				Mid	H	50.68	3.75	-42.61	-39.619	
					V	50.64	3.75	-42.65		
				High	H	50.65	3.75	-42.64	-39.644	
					V	50.62	3.75	-42.67		
		100	SISO	Low	H	50.58	3.75	-42.71	-39.659	
					V	50.66	3.75	-42.63		
				Mid	H	50.64	3.75	-42.65	-39.634	
					V	50.65	3.75	-42.64		
				High	H	50.63	3.75	-42.66	-39.639	
					V	50.65	3.75	-42.64		
			MIMO	Low	H	50.60	3.75	-42.69	-39.649	
					V	50.66	3.75	-42.63		
				Mid	H	50.66	3.75	-42.63	-39.624	
					V	50.65	3.75	-42.64		
				High	H	50.63	3.75	-42.66	-39.649	
					V	50.63	3.75	-42.66		

Antenna	CC	BW	mode	Channel	Pol.	Measured Value(dBuV)	Distance	Conversion Value Result (dBm)	SUM (dBm)	
1	1	50	SISO	Low	H	50.62	3.75	-42.67	-39.684	
					V	50.57	3.75	-42.72		
				Mid	H	50.63	3.75	-42.66		-39.629
					V	50.67	3.75	-42.62		
				High	H	50.64	3.75	-42.65		-39.649
					V	50.62	3.75	-42.67		
			MIMO	Low	H	50.58	3.75	-42.71	-39.679	
					V	50.62	3.75	-42.67		
				Mid	H	50.66	3.75	-42.63	-39.659	
					V	50.58	3.75	-42.71		
				High	H	50.65	3.75	-42.64	-39.654	
					V	50.60	3.75	-42.69		
		100	SISO	Low	H	50.60	3.75	-42.69	-39.674	
					V	50.61	3.75	-42.68		
				Mid	H	50.64	3.75	-42.65	-39.614	
					V	50.69	3.75	-42.60		
				High	H	50.68	3.75	-42.61	-39.624	
					V	50.63	3.75	-42.66		
			MIMO	Low	H	50.68	3.75	-42.61	-39.634	
					V	50.61	3.75	-42.68		
				Mid	H	50.66	3.75	-42.63	-39.649	
					V	50.60	3.75	-42.69		
				High	H	50.60	3.75	-42.69	-39.689	
					V	50.58	3.75	-42.71		
	2	50	SISO	Low	H	50.61	3.75	-42.68	-39.679	
					V	50.59	3.75	-42.70		
				Mid	H	50.63	3.75	-42.66	-39.649	
					V	50.63	3.75	-42.66		
				High	H	50.60	3.75	-42.69	-39.679	
					V	50.60	3.75	-42.69		
			MIMO	Low	H	50.62	3.75	-42.67	-39.634	
					V	50.67	3.75	-42.62		
				Mid	H	50.66	3.75	-42.63	-39.624	
					V	50.65	3.75	-42.64		
				High	H	50.65	3.75	-42.64	-39.659	
					V	50.59	3.75	-42.70		
		100	SISO	Low	H	50.61	3.75	-42.68	-39.644	
					V	50.66	3.75	-42.63		
				Mid	H	50.62	3.75	-42.67	-39.689	
					V	50.56	3.75	-42.73		
				High	H	50.64	3.75	-42.65	-39.649	
					V	50.62	3.75	-42.67		
			MIMO	Low	H	50.66	3.75	-42.63	-39.639	
					V	50.62	3.75	-42.67		
				Mid	H	50.64	3.75	-42.65	-39.649	
					V	50.62	3.75	-42.67		
				High	H	50.64	3.75	-42.65	-39.639	
					V	50.64	3.75	-42.65		

18 GHz ~ 26.5 GHz

Antenna	CC	BW	mode	Channel	Pol.	Measured Value(dBuV)	Distance	Conversion Value Result (dBm)	SUM (dBm)
0	1	50	SISO	Low	H	40.12	3.75	-53.17	-50.149
					V	40.14	3.75	-53.15	
				Mid	H	40.30	3.75	-52.99	-50.004
					V	40.25	3.75	-53.04	
				High	H	40.30	3.75	-52.99	-49.949
					V	40.36	3.75	-52.93	
			MIMO	Low	H	40.18	3.75	-53.11	-50.049
					V	40.28	3.75	-53.01	
				Mid	H	40.27	3.75	-53.02	-50.059
					V	40.17	3.75	-53.12	
				High	H	40.37	3.75	-52.92	-49.969
					V	40.25	3.75	-53.04	
		100	SISO	Low	H	40.25	3.75	-53.04	-49.964
					V	40.38	3.75	-52.91	
				Mid	H	40.50	3.75	-52.79	-49.853
					V	40.35	3.75	-52.94	
				High	H	40.35	3.75	-52.94	-49.974
					V	40.26	3.75	-53.03	
			MIMO	Low	H	40.44	3.75	-52.85	-49.829
					V	40.46	3.75	-52.83	
				Mid	H	40.47	3.75	-52.82	-49.799
					V	40.49	3.75	-52.80	
				High	H	40.42	3.75	-52.87	-49.834
					V	40.47	3.75	-52.82	
	2	50	SISO	Low	H	40.35	3.75	-52.94	-49.939
					V	40.33	3.75	-52.96	
				Mid	H	40.50	3.75	-52.79	-49.789
					V	40.48	3.75	-52.81	
				High	H	40.52	3.75	-52.77	-49.719
					V	40.60	3.75	-52.69	
			MIMO	Low	H	40.90	3.75	-52.39	-49.526
					V	40.60	3.75	-52.69	
				Mid	H	40.59	3.75	-52.70	-49.714
					V	40.54	3.75	-52.75	
				High	H	40.54	3.75	-52.75	-49.784
					V	40.45	3.75	-52.84	
		100	SISO	Low	H	40.51	3.75	-52.78	-49.769
					V	40.51	3.75	-52.78	
				Mid	H	40.45	3.75	-52.84	-49.814
					V	40.48	3.75	-52.81	
				High	H	40.63	3.75	-52.66	-49.684
					V	40.56	3.75	-52.73	
			MIMO	Low	H	40.58	3.75	-52.71	-49.783
					V	40.41	3.75	-52.88	
				Mid	H	40.54	3.75	-52.75	-49.729
					V	40.56	3.75	-52.73	
				High	H	40.48	3.75	-52.81	-49.774
					V	40.53	3.75	-52.76	

Antenna	CC	BW	mode	Channel	Pol.	Measured Value(dBuV)	Distance	Conversion Value Result (dBm)	SUM (dBm)
1	1	50	SISO	Low	H	40.51	3.75	-52.78	-49.704
					V	40.64	3.75	-52.65	
				Mid	H	40.71	3.75	-52.58	-49.634
					V	40.58	3.75	-52.71	
				High	H	40.69	3.75	-52.60	-49.698
					V	40.47	3.75	-52.82	
			MIMO	Low	H	40.67	3.75	-52.62	-49.584
					V	40.72	3.75	-52.57	
				Mid	H	40.46	3.75	-52.83	-49.779
					V	40.54	3.75	-52.75	
				High	H	40.50	3.75	-52.79	-49.724
					V	40.61	3.75	-52.68	
		100	SISO	Low	H	40.64	3.75	-52.65	-49.644
					V	40.63	3.75	-52.66	
				Mid	H	40.57	3.75	-52.72	-49.654
					V	40.68	3.75	-52.61	
				High	H	40.62	3.75	-52.67	-49.522
					V	40.89	3.75	-52.40	
			MIMO	Low	H	40.47	3.75	-52.82	-49.854
					V	40.38	3.75	-52.91	
				Mid	H	40.63	3.75	-52.66	-49.743
					V	40.44	3.75	-52.85	
				High	H	40.67	3.75	-52.62	-49.723
					V	40.44	3.75	-52.85	
	2	50	SISO	Low	H	40.44	3.75	-52.85	-49.859
					V	40.40	3.75	-52.89	
				Mid	H	40.48	3.75	-52.81	-49.749
					V	40.58	3.75	-52.71	
				High	H	40.49	3.75	-52.80	-49.688
					V	40.69	3.75	-52.60	
			MIMO	Low	H	40.70	3.75	-52.59	-49.726
					V	40.40	3.75	-52.89	
				Mid	H	40.47	3.75	-52.82	-49.754
					V	40.58	3.75	-52.71	
				High	H	40.54	3.75	-52.75	-49.764
					V	40.49	3.75	-52.80	
		100	SISO	Low	H	40.54	3.75	-52.75	-49.628
					V	40.76	3.75	-52.53	
				Mid	H	40.60	3.75	-52.69	-49.664
					V	40.63	3.75	-52.66	
				High	H	40.57	3.75	-52.72	-49.679
					V	40.63	3.75	-52.66	
			MIMO	Low	H	40.55	3.75	-52.74	-49.694
					V	40.62	3.75	-52.67	
				Mid	H	40.53	3.75	-52.76	-49.794
					V	40.44	3.75	-52.85	
				High	H	40.80	3.75	-52.49	-49.593
					V	40.57	3.75	-52.72	

26.5 GHz ~ 36.6 GHz

Antenna	CC	BW	mode	Channel	Pol.	Measured Value(dBuV)	Distance	Conversion Value Result (dBm)	SUM (dBm)
0	1	50	SISO	Low	H	45.50	3.75	-47.79	-44.804
					V	45.45	3.75	-47.84	
				Mid	H	45.47	3.75	-47.82	-44.888
					V	45.31	3.75	-47.98	
				High	H	45.38	3.75	-47.91	-44.884
					V	45.41	3.75	-47.88	
			MIMO	Low	H	45.42	3.75	-47.87	-44.849
					V	45.44	3.75	-47.85	
				Mid	H	45.44	3.75	-47.85	-44.918
					V	45.28	3.75	-48.01	
				High	H	45.35	3.75	-47.94	-44.949
					V	45.31	3.75	-47.98	
		100	SISO	Low	H	45.39	3.75	-47.90	-44.834
					V	45.50	3.75	-47.79	
				Mid	H	45.45	3.75	-47.84	-44.769
					V	45.57	3.75	-47.72	
				High	H	45.43	3.75	-47.86	-44.839
					V	45.45	3.75	-47.84	
			MIMO	Low	H	45.36	3.75	-47.93	-44.929
					V	45.34	3.75	-47.95	
				Mid	H	45.55	3.75	-47.74	-44.784
					V	45.44	3.75	-47.85	
				High	H	45.39	3.75	-47.90	-44.864
					V	45.44	3.75	-47.85	
	2	50	SISO	Low	H	45.65	3.75	-47.64	-44.805
					V	45.29	3.75	-48.00	
				Mid	H	45.57	3.75	-47.72	-44.803
					V	45.38	3.75	-47.91	
				High	H	45.28	3.75	-48.01	-44.979
					V	45.32	3.75	-47.97	
			MIMO	Low	H	45.33	3.75	-47.96	-44.964
					V	45.30	3.75	-47.99	
				Mid	H	45.16	3.75	-48.13	-44.997
					V	45.40	3.75	-47.89	
				High	H	45.52	3.75	-47.77	-44.843
					V	45.35	3.75	-47.94	
		100	SISO	Low	H	45.55	3.75	-47.74	-44.948
					V	45.10	3.75	-48.19	
				Mid	H	45.31	3.75	-47.98	-44.954
					V	45.34	3.75	-47.95	
				High	H	45.40	3.75	-47.89	-44.973
					V	45.21	3.75	-48.08	
			MIMO	Low	H	45.26	3.75	-48.03	-45.024
					V	45.25	3.75	-48.04	
				Mid	H	45.29	3.75	-48.00	-44.873
					V	45.52	3.75	-47.77	
				High	H	45.18	3.75	-48.11	-45.074
					V	45.23	3.75	-48.06	

Antenna	CC	BW	mode	Channel	Pol.	Measured Value(dBuV)	Distance	Conversion Value Result (dBm)	SUM (dBm)
1	1	50	SISO	Low	H	45.19	3.75	-48.10	-45.034
					V	45.30	3.75	-47.99	
				Mid	H	45.23	3.75	-48.06	-45.039
					V	45.25	3.75	-48.04	
				High	H	45.32	3.75	-47.97	-44.904
					V	45.43	3.75	-47.86	
			MIMO	Low	H	45.29	3.75	-48.00	-45.004
					V	45.26	3.75	-48.03	
				Mid	H	45.12	3.75	-48.17	-45.037
					V	45.36	3.75	-47.93	
				High	H	45.27	3.75	-48.02	-45.064
					V	45.16	3.75	-48.13	
		100	SISO	Low	H	45.26	3.75	-48.03	-44.949
					V	45.40	3.75	-47.89	
				Mid	H	45.20	3.75	-48.09	-45.104
					V	45.15	3.75	-48.14	
				High	H	45.28	3.75	-48.01	-45.019
					V	45.24	3.75	-48.05	
			MIMO	Low	H	45.37	3.75	-47.92	-44.979
					V	45.23	3.75	-48.06	
				Mid	H	45.27	3.75	-48.02	-45.004
					V	45.28	3.75	-48.01	
				High	H	45.30	3.75	-47.99	-45.019
					V	45.22	3.75	-48.07	
	2	50	SISO	Low	H	45.24	3.75	-48.05	-45.104
					V	45.11	3.75	-48.18	
				Mid	H	45.35	3.75	-47.94	-44.944
					V	45.32	3.75	-47.97	
				High	H	45.32	3.75	-47.97	-44.934
					V	45.37	3.75	-47.92	
			MIMO	Low	H	45.22	3.75	-48.07	-45.109
					V	45.12	3.75	-48.17	
				Mid	H	45.36	3.75	-47.93	-44.998
					V	45.20	3.75	-48.09	
				High	H	45.02	3.75	-48.27	-45.137
					V	45.26	3.75	-48.03	
		100	SISO	Low	H	45.16	3.75	-48.13	-45.114
					V	45.17	3.75	-48.12	
				Mid	H	45.21	3.75	-48.08	-45.104
					V	45.14	3.75	-48.15	
				High	H	45.61	3.75	-47.68	-44.860
					V	45.22	3.75	-48.07	
			MIMO	Low	H	45.28	3.75	-48.01	-44.989
					V	45.30	3.75	-47.99	
				Mid	H	45.40	3.75	-47.89	-44.894
					V	45.37	3.75	-47.92	
				High	H	45.25	3.75	-48.04	-45.049
					V	45.21	3.75	-48.08	

40 GHz ~ 60 GHz

Antenna	CC	BW	mode	Channel	Pol.	Measured Value(dBuV)	Distance	Conversion Value Result (dBm)	SUM (dBm)
0	1	50	SISO	Low	H	59.83	3.75	-33.46	-30.548
					V	59.63	3.75	-33.66	
				Mid	H	59.72	3.75	-33.57	-30.614
					V	59.61	3.75	-33.68	
				High	H	59.92	3.75	-33.37	-30.473
					V	59.69	3.75	-33.60	
			MIMO	Low	H	59.57	3.75	-33.72	-30.674
					V	59.64	3.75	-33.65	
				Mid	H	59.71	3.75	-33.58	-30.629
					V	59.59	3.75	-33.70	
				High	H	59.57	3.75	-33.72	-30.623
					V	59.74	3.75	-33.55	
		100	SISO	Low	H	59.85	3.75	-33.44	-30.518
					V	59.67	3.75	-33.62	
				Mid	H	60.08	3.75	-33.21	-30.356
					V	59.76	3.75	-33.53	
				High	H	59.68	3.75	-33.61	-30.589
					V	59.70	3.75	-33.59	
			MIMO	Low	H	59.82	3.75	-33.47	-30.563
					V	59.61	3.75	-33.68	
				Mid	H	59.70	3.75	-33.59	-30.599
					V	59.66	3.75	-33.63	
				High	H	59.68	3.75	-33.61	-30.639
					V	59.60	3.75	-33.69	
	2	50	SISO	Low	H	59.78	3.75	-33.51	-30.539
					V	59.70	3.75	-33.59	
				Mid	H	59.62	3.75	-33.67	-30.614
					V	59.71	3.75	-33.58	
				High	H	59.99	3.75	-33.30	-30.368
					V	59.83	3.75	-33.46	
			MIMO	Low	H	59.82	3.75	-33.47	-30.509
					V	59.72	3.75	-33.57	
				Mid	H	59.80	3.75	-33.49	-30.499
					V	59.76	3.75	-33.53	
				High	H	59.66	3.75	-33.63	-30.594
					V	59.71	3.75	-33.58	
		100	SISO	Low	H	59.86	3.75	-33.43	-30.489
					V	59.72	3.75	-33.57	
				Mid	H	59.81	3.75	-33.48	-30.434
					V	59.88	3.75	-33.41	
				High	H	59.62	3.75	-33.67	-30.674
					V	59.59	3.75	-33.70	
			MIMO	Low	H	59.63	3.75	-33.66	-30.573
					V	59.78	3.75	-33.51	
				Mid	H	59.68	3.75	-33.61	-30.594
					V	59.69	3.75	-33.60	
				High	H	59.79	3.75	-33.50	-30.529
					V	59.71	3.75	-33.58	

Antenna	CC	BW	mode	Channel	Pol.	Measured Value(dBuV)	Distance	Conversion Value Result (dBm)	SUM (dBm)
1	1	50	SISO	Low	H	59.57	3.75	-33.72	-30.551
					V	59.88	3.75	-33.41	
				Mid	H	59.71	3.75	-33.58	-30.468
					V	59.91	3.75	-33.38	
				High	H	59.73	3.75	-33.56	-30.614
					V	59.60	3.75	-33.69	
			MIMO	Low	H	59.71	3.75	-33.58	-30.499
					V	59.85	3.75	-33.44	
				Mid	H	59.66	3.75	-33.63	-30.594
					V	59.71	3.75	-33.58	
				High	H	59.74	3.75	-33.55	-30.504
					V	59.81	3.75	-33.48	
		100	SISO	Low	H	59.68	3.75	-33.61	-30.518
					V	59.84	3.75	-33.45	
				Mid	H	59.82	3.75	-33.47	-30.538
					V	59.66	3.75	-33.63	
				High	H	59.62	3.75	-33.67	-30.644
					V	59.65	3.75	-33.64	
			MIMO	Low	H	59.80	3.75	-33.49	-30.494
					V	59.77	3.75	-33.52	
				Mid	H	59.66	3.75	-33.63	-30.589
					V	59.72	3.75	-33.57	
				High	H	59.97	3.75	-33.32	-30.388
					V	59.81	3.75	-33.48	
	2	50	SISO	Low	H	59.64	3.75	-33.65	-30.553
					V	59.81	3.75	-33.48	
				Mid	H	59.78	3.75	-33.51	-30.529
					V	59.72	3.75	-33.57	
				High	H	59.75	3.75	-33.54	-30.594
					V	59.62	3.75	-33.67	
			MIMO	Low	H	59.56	3.75	-33.73	-30.643
					V	59.71	3.75	-33.58	
				Mid	H	59.80	3.75	-33.49	-30.474
					V	59.81	3.75	-33.48	
				High	H	59.72	3.75	-33.57	-30.574
					V	59.69	3.75	-33.60	
		100	SISO	Low	H	59.79	3.75	-33.50	-30.578
					V	59.61	3.75	-33.68	
				Mid	H	59.72	3.75	-33.57	-30.549
					V	59.74	3.75	-33.55	
				High	H	59.76	3.75	-33.53	-30.544
					V	59.71	3.75	-33.58	
			MIMO	Low	H	59.87	3.75	-33.42	-30.454
					V	59.78	3.75	-33.51	
				Mid	H	59.84	3.75	-33.45	-30.553
					V	59.61	3.75	-33.68	
				High	H	59.81	3.75	-33.48	-30.459
					V	59.83	3.75	-33.46	

60 GHz ~ 90 GHz

Antenna	CC	BW	mode	Channel	Pol.	Measured Value(dBuV)	Distance	Conversion Value Result (dBm)	SUM (dBm)
0	1	50	SISO	Low	H	59.25	1	-45.52	-42.594
					V	59.08	1	-45.69	
				Mid	H	58.97	1	-45.80	
					V	58.99	1	-45.78	
				High	H	59.10	1	-45.67	
					V	59.10	1	-45.67	
			MIMO	Low	H	59.11	1	-45.66	
					V	59.27	1	-45.50	
				Mid	H	59.17	1	-45.60	
					V	59.15	1	-45.62	
				High	H	59.04	1	-45.73	
					V	59.04	1	-45.73	
		100	SISO	Low	H	59.02	1	-45.75	
					V	59.01	1	-45.76	
				Mid	H	59.03	1	-45.74	
					V	59.19	1	-45.58	
				High	H	59.13	1	-45.64	
					V	59.16	1	-45.61	
			MIMO	Low	H	59.18	1	-45.59	
					V	59.12	1	-45.65	
				Mid	H	59.08	1	-45.69	
					V	59.06	1	-45.71	
				High	H	59.15	1	-45.62	
					V	59.09	1	-45.68	
	2	50	SISO	Low	H	59.09	1	-45.68	
					V	59.13	1	-45.64	
				Mid	H	59.08	1	-45.69	
					V	59.24	1	-45.53	
				High	H	58.97	1	-45.80	
					V	59.17	1	-45.60	
			MIMO	Low	H	59.06	1	-45.71	
					V	59.07	1	-45.70	
				Mid	H	59.05	1	-45.72	
					V	59.16	1	-45.61	
				High	H	59.04	1	-45.73	
					V	59.16	1	-45.61	
		100	SISO	Low	H	59.05	1	-45.72	
					V	59.02	1	-45.75	
				Mid	H	59.27	1	-45.50	
					V	59.01	1	-45.76	
				High	H	59.10	1	-45.67	
					V	59.09	1	-45.68	
			MIMO	Low	H	59.11	1	-45.66	
					V	59.06	1	-45.71	
				Mid	H	59.03	1	-45.74	
					V	59.01	1	-45.76	
				High	H	59.02	1	-45.75	
					V	59.14	1	-45.63	

Antenna	CC	BW	mode	Channel	Pol.	Measured Value(dBuV)	Distance	Conversion Value Result (dBm)	SUM (dBm)
1	1	50	SISO	Low	H	58.92	1	-45.85	-42.825
					V	58.95	1	-45.82	
				Mid	H	59.07	1	-45.70	-42.784
					V	58.88	1	-45.89	
				High	H	59.08	1	-45.69	-42.640
					V	59.16	1	-45.61	
			MIMO	Low	H	59.03	1	-45.74	-42.659
					V	59.17	1	-45.60	
				Mid	H	58.94	1	-45.83	-42.774
					V	59.03	1	-45.74	
				High	H	59.17	1	-45.60	-42.610
					V	59.13	1	-45.64	
		100	SISO	Low	H	59.11	1	-45.66	-42.615
					V	59.18	1	-45.59	
				Mid	H	59.02	1	-45.75	-42.750
					V	59.00	1	-45.77	
				High	H	59.19	1	-45.58	-42.693
					V	58.94	1	-45.83	
			MIMO	Low	H	59.07	1	-45.70	-42.604
					V	59.24	1	-45.53	
				Mid	H	59.15	1	-45.62	-42.664
					V	59.04	1	-45.73	
				High	H	59.16	1	-45.61	-42.699
					V	58.96	1	-45.81	
	2	50	SISO	Low	H	59.03	1	-45.74	-42.765
					V	58.96	1	-45.81	
				Mid	H	59.10	1	-45.67	-42.754
					V	58.91	1	-45.86	
				High	H	59.20	1	-45.57	-42.663
					V	58.99	1	-45.78	
			MIMO	Low	H	59.02	1	-45.75	-42.735
					V	59.03	1	-45.74	
				Mid	H	59.06	1	-45.71	-42.759
					V	58.94	1	-45.83	
				High	H	58.92	1	-45.85	-42.779
					V	59.04	1	-45.73	
		100	SISO	Low	H	59.15	1	-45.62	-42.585
					V	59.20	1	-45.57	
				Mid	H	59.11	1	-45.66	-42.533
					V	59.34	1	-45.43	
				High	H	59.06	1	-45.71	-42.705
					V	59.05	1	-45.72	
			MIMO	Low	H	59.20	1	-45.57	-42.639
					V	59.04	1	-45.73	
				Mid	H	59.08	1	-45.69	-42.665
					V	59.11	1	-45.66	
				High	H	59.12	1	-45.65	-42.660
					V	59.08	1	-45.69	

90 GHz ~ 140 GHz

Antenna	CC	BW	mode	Channel	Pol.	Measured Value(dBuV)	Distance	Conversion Value Result (dBm)	SUM (dBm)
0	1	50	SISO	Low	H	82.13	1	-26.16	-23.004
					V	82.42	1	-25.87	
				Mid	H	82.13	1	-26.16	-23.136
					V	82.16	1	-26.13	
				High	H	82.13	1	-26.16	-23.157
					V	82.12	1	-26.17	
			MIMO	Low	H	82.22	1	-26.07	-23.076
					V	82.19	1	-26.10	
				Mid	H	82.13	1	-26.16	-23.152
					V	82.13	1	-26.16	
				High	H	82.12	1	-26.17	-23.157
					V	82.13	1	-26.16	
		100	SISO	Low	H	82.02	1	-26.27	-23.211
					V	82.12	1	-26.17	
				Mid	H	82.29	1	-26.00	-23.134
					V	82.00	1	-26.29	
				High	H	82.17	1	-26.12	-23.061
					V	82.27	1	-26.02	
			MIMO	Low	H	82.00	1	-26.29	-23.175
					V	82.21	1	-26.08	
				Mid	H	82.45	1	-25.84	-22.979
					V	82.15	1	-26.14	
				High	H	82.09	1	-26.20	-23.171
					V	82.13	1	-26.16	
	2	50	SISO	Low	H	82.14	1	-26.15	-23.081
					V	82.26	1	-26.03	
				Mid	H	82.25	1	-26.04	-23.042
					V	82.23	1	-26.06	
				High	H	82.19	1	-26.10	-23.121
					V	82.13	1	-26.16	
			MIMO	Low	H	82.16	1	-26.13	-23.112
					V	82.18	1	-26.11	
				Mid	H	82.12	1	-26.17	-23.181
					V	82.08	1	-26.21	
				High	H	82.13	1	-26.16	-23.116
					V	82.20	1	-26.09	
		100	SISO	Low	H	82.30	1	-25.99	-23.051
					V	82.16	1	-26.13	
				Mid	H	82.18	1	-26.11	-23.046
					V	82.29	1	-26.00	
				High	H	82.24	1	-26.05	-23.026
					V	82.27	1	-26.02	
			MIMO	Low	H	82.33	1	-25.96	-23.050
					V	82.13	1	-26.16	
				Mid	H	82.24	1	-26.05	-23.106
					V	82.11	1	-26.18	
				High	H	82.06	1	-26.23	-23.201
					V	82.10	1	-26.19	

Antenna	CC	BW	mode	Channel	Pol.	Measured Value(dBuV)	Distance	Conversion Value Result (dBm)	SUM (dBm)
1	1	50	SISO	Low	H	82.16	1	-26.13	-23.127
					V	82.15	1	-26.14	
				Mid	H	82.15	1	-26.14	-23.176
					V	82.06	1	-26.23	
				High	H	82.10	1	-26.19	-23.131
					V	82.20	1	-26.09	
			MIMO	Low	H	82.13	1	-26.16	-23.171
					V	82.09	1	-26.20	
				Mid	H	82.17	1	-26.12	-23.136
					V	82.12	1	-26.17	
				High	H	82.22	1	-26.07	-23.091
					V	82.16	1	-26.13	
		100	SISO	Low	H	82.36	1	-25.93	-23.025
					V	82.15	1	-26.14	
				Mid	H	82.07	1	-26.22	-23.115
					V	82.26	1	-26.03	
				High	H	82.09	1	-26.20	-23.211
					V	82.05	1	-26.24	
			MIMO	Low	H	82.39	1	-25.90	-22.995
					V	82.18	1	-26.11	
				Mid	H	82.08	1	-26.21	-23.181
					V	82.12	1	-26.17	
				High	H	82.04	1	-26.25	-23.166
					V	82.19	1	-26.10	
	2	50	SISO	Low	H	82.28	1	-26.01	-22.971
					V	82.34	1	-25.95	
				Mid	H	82.23	1	-26.06	-23.081
					V	82.17	1	-26.12	
				High	H	82.30	1	-25.99	-22.987
					V	82.29	1	-26.00	
			MIMO	Low	H	82.19	1	-26.10	-23.156
					V	82.06	1	-26.23	
				Mid	H	82.05	1	-26.24	-23.181
					V	82.15	1	-26.14	
				High	H	82.23	1	-26.06	-23.096
					V	82.14	1	-26.15	
		100	SISO	Low	H	82.14	1	-26.15	-23.147
					V	82.13	1	-26.16	
				Mid	H	82.01	1	-26.28	-23.241
					V	82.07	1	-26.22	
				High	H	82.20	1	-26.09	-23.126
					V	82.11	1	-26.18	
			MIMO	Low	H	82.10	1	-26.19	-23.166
					V	82.13	1	-26.16	
				Mid	H	82.17	1	-26.12	-23.107
					V	82.18	1	-26.11	
				High	H	82.07	1	-26.22	-23.176
					V	82.14	1	-26.15	

140 GHz ~ 170 GHz

Antenna	CC	BW	mode	Channel	Pol.	Measured Value(dBuV)	Distance	Conversion Value Result (dBm)	SUM (dBm)
0	1	50	SISO	Low	H	96.34	0.5	-23.99	-20.998
					V	96.31	0.5	-24.02	
				Mid	H	96.33	0.5	-24.00	-20.958
					V	96.40	0.5	-23.93	
				High	H	96.41	0.5	-23.92	-20.953
					V	96.33	0.5	-24.00	
			MIMO	Low	H	96.35	0.5	-23.98	-20.983
					V	96.33	0.5	-24.00	
				Mid	H	96.35	0.5	-23.98	-20.887
					V	96.52	0.5	-23.81	
				High	H	96.34	0.5	-23.99	-20.917
					V	96.47	0.5	-23.86	
		100	SISO	Low	H	96.34	0.5	-23.99	-21.042
					V	96.22	0.5	-24.11	
				Mid	H	96.50	0.5	-23.83	-20.917
					V	96.31	0.5	-24.02	
				High	H	96.24	0.5	-24.09	-21.048
					V	96.31	0.5	-24.02	
			MIMO	Low	H	96.33	0.5	-24.00	-21.028
					V	96.26	0.5	-24.07	
				Mid	H	96.36	0.5	-23.97	-20.958
					V	96.37	0.5	-23.96	
				High	H	96.30	0.5	-24.03	-21.043
					V	96.26	0.5	-24.07	
	2	50	SISO	Low	H	96.41	0.5	-23.92	-20.948
					V	96.34	0.5	-23.99	
				Mid	H	96.47	0.5	-23.86	-20.927
					V	96.32	0.5	-24.01	
				High	H	96.23	0.5	-24.10	-21.037
					V	96.34	0.5	-23.99	
			MIMO	Low	H	96.46	0.5	-23.87	-20.888
					V	96.41	0.5	-23.92	
				Mid	H	96.47	0.5	-23.86	-20.902
					V	96.37	0.5	-23.96	
				High	H	96.38	0.5	-23.95	-20.953
					V	96.36	0.5	-23.97	
		100	SISO	Low	H	96.31	0.5	-24.02	-20.978
					V	96.38	0.5	-23.95	
				Mid	H	96.27	0.5	-24.06	-20.926
					V	96.52	0.5	-23.81	
				High	H	96.54	0.5	-23.79	-20.911
					V	96.28	0.5	-24.05	
			MIMO	Low	H	96.22	0.5	-24.11	-21.017
					V	96.39	0.5	-23.94	
				Mid	H	96.22	0.5	-24.11	-21.093
					V	96.24	0.5	-24.09	
				High	H	96.29	0.5	-24.04	-21.018
					V	96.32	0.5	-24.01	

Antenna	CC	BW	mode	Channel	Pol.	Measured Value(dBuV)	Distance	Conversion Value Result (dBm)	SUM (dBm)
1	1	50	SISO	Low	H	96.41	0.5	-23.92	-20.962
					V	96.31	0.5	-24.02	
				Mid	H	96.42	0.5	-23.91	-20.962
					V	96.30	0.5	-24.03	
				High	H	96.41	0.5	-23.92	-20.962
					V	96.31	0.5	-24.02	
			MIMO	Low	H	96.32	0.5	-24.01	-20.947
					V	96.43	0.5	-23.90	
				Mid	H	96.39	0.5	-23.94	-21.002
					V	96.25	0.5	-24.08	
				High	H	96.35	0.5	-23.98	-20.907
					V	96.48	0.5	-23.85	
		100	SISO	Low	H	96.52	0.5	-23.81	-20.857
					V	96.41	0.5	-23.92	
				Mid	H	96.25	0.5	-24.08	-21.022
					V	96.35	0.5	-23.98	
				High	H	96.41	0.5	-23.92	-20.972
					V	96.29	0.5	-24.04	
			MIMO	Low	H	96.23	0.5	-24.10	-21.012
					V	96.39	0.5	-23.94	
				Mid	H	96.20	0.5	-24.13	-21.067
					V	96.31	0.5	-24.02	
				High	H	96.57	0.5	-23.76	-20.822
					V	96.43	0.5	-23.90	
	2	50	SISO	Low	H	96.27	0.5	-24.06	-21.043
					V	96.29	0.5	-24.04	
				Mid	H	96.33	0.5	-24.00	-20.973
					V	96.37	0.5	-23.96	
				High	H	96.34	0.5	-23.99	-20.963
					V	96.38	0.5	-23.95	
			MIMO	Low	H	96.26	0.5	-24.07	-21.038
					V	96.31	0.5	-24.02	
				Mid	H	96.35	0.5	-23.98	-20.978
					V	96.34	0.5	-23.99	
				High	H	96.43	0.5	-23.90	-20.928
					V	96.36	0.5	-23.97	
		100	SISO	Low	H	96.26	0.5	-24.07	-21.053
					V	96.28	0.5	-24.05	
				Mid	H	96.45	0.5	-23.88	-20.972
					V	96.25	0.5	-24.08	
				High	H	96.35	0.5	-23.98	-20.958
					V	96.38	0.5	-23.95	
			MIMO	Low	H	96.30	0.5	-24.03	-21.058
					V	96.23	0.5	-24.10	
				Mid	H	96.45	0.5	-23.88	-20.972
					V	96.25	0.5	-24.08	
				High	H	96.31	0.5	-24.02	-21.023
					V	96.29	0.5	-24.04	

170 GHz ~ 200 GHz

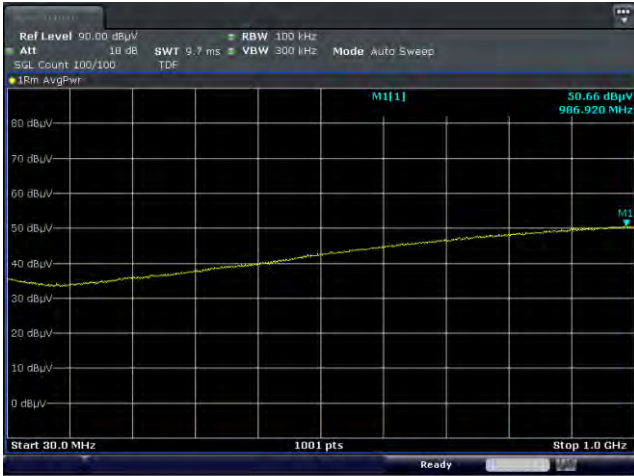
Antenna	CC	BW	mode	Channel	Pol.	Measured Value(dBuV)	Distance	Conversion Value Result (dBm)	SUM (dBm)
0	1	50	SISO	Low	H	76.15	0.5	-34.64	-31.660
					V	76.09	0.5	-34.70	
				Mid	H	76.02	0.5	-34.77	-31.795
					V	75.95	0.5	-34.84	
				High	H	76.10	0.5	-34.69	-31.625
					V	76.21	0.5	-34.58	
			MIMO	Low	H	75.99	0.5	-34.80	-31.704
					V	76.16	0.5	-34.63	
				Mid	H	76.04	0.5	-34.75	-31.750
					V	76.02	0.5	-34.77	
				High	H	75.93	0.5	-34.86	-31.855
					V	75.92	0.5	-34.87	
		100	SISO	Low	H	75.92	0.5	-34.87	-31.780
					V	76.08	0.5	-34.71	
				Mid	H	75.99	0.5	-34.80	-31.795
					V	75.98	0.5	-34.81	
				High	H	75.96	0.5	-34.83	-31.860
					V	75.88	0.5	-34.91	
			MIMO	Low	H	76.07	0.5	-34.72	-31.735
					V	76.02	0.5	-34.77	
				Mid	H	76.00	0.5	-34.79	-31.805
					V	75.95	0.5	-34.84	
				High	H	76.01	0.5	-34.78	-31.800
					V	75.95	0.5	-34.84	
	2	50	SISO	Low	H	76.05	0.5	-34.74	-31.785
					V	75.94	0.5	-34.85	
				Mid	H	76.23	0.5	-34.56	-31.674
					V	75.98	0.5	-34.81	
				High	H	76.11	0.5	-34.68	-31.750
					V	75.95	0.5	-34.84	
			MIMO	Low	H	75.99	0.5	-34.80	-31.735
					V	76.10	0.5	-34.69	
				Mid	H	75.94	0.5	-34.85	-31.810
					V	76.00	0.5	-34.79	
				High	H	75.98	0.5	-34.81	-31.800
					V	75.98	0.5	-34.81	
		100	SISO	Low	H	76.08	0.5	-34.71	-31.760
					V	75.96	0.5	-34.83	
				Mid	H	76.25	0.5	-34.54	-31.545
					V	76.22	0.5	-34.57	
				High	H	75.95	0.5	-34.84	-31.805
					V	76.00	0.5	-34.79	
			MIMO	Low	H	75.98	0.5	-34.81	-31.755
					V	76.07	0.5	-34.72	
				Mid	H	76.01	0.5	-34.78	-31.755
					V	76.04	0.5	-34.75	
				High	H	76.09	0.5	-34.70	-31.774
					V	75.92	0.5	-34.87	

Antenna	CC	BW	mode	Channel	Pol.	Measured Value(dBuV)	Distance	Conversion Value Result (dBm)	SUM (dBm)
1	1	50	SISO	Low	H	76.01	0.5	-34.78	-31.745
					V	76.06	0.5	-34.73	
				Mid	H	75.98	0.5	-34.81	-31.725
					V	76.13	0.5	-34.66	
				High	H	76.00	0.5	-34.79	-31.740
					V	76.08	0.5	-34.71	
			MIMO	Low	H	76.04	0.5	-34.75	-31.785
					V	75.95	0.5	-34.84	
				Mid	H	76.03	0.5	-34.76	-31.765
					V	76.00	0.5	-34.79	
				High	H	76.02	0.5	-34.77	-31.770
					V	76.00	0.5	-34.79	
		100	SISO	Low	H	76.11	0.5	-34.68	-31.615
					V	76.22	0.5	-34.57	
				Mid	H	76.15	0.5	-34.64	-31.734
					V	75.94	0.5	-34.85	
				High	H	76.07	0.5	-34.72	-31.710
					V	76.07	0.5	-34.72	
			MIMO	Low	H	76.03	0.5	-34.76	-31.745
					V	76.04	0.5	-34.75	
				Mid	H	75.98	0.5	-34.81	-31.709
					V	76.16	0.5	-34.63	
				High	H	76.22	0.5	-34.57	-31.640
					V	76.06	0.5	-34.73	
	2	50	SISO	Low	H	76.08	0.5	-34.71	-31.675
					V	76.13	0.5	-34.66	
				Mid	H	76.01	0.5	-34.78	-31.710
					V	76.13	0.5	-34.66	
				High	H	76.27	0.5	-34.52	-31.653
					V	75.98	0.5	-34.81	
			MIMO	Low	H	76.06	0.5	-34.73	-31.720
					V	76.06	0.5	-34.73	
				Mid	H	76.03	0.5	-34.76	-31.770
					V	75.99	0.5	-34.80	
				High	H	76.02	0.5	-34.77	-31.765
					V	76.01	0.5	-34.78	
		100	SISO	Low	H	76.05	0.5	-34.74	-31.660
					V	76.19	0.5	-34.60	
				Mid	H	75.94	0.5	-34.85	-31.749
					V	76.12	0.5	-34.67	
				High	H	76.05	0.5	-34.74	-31.770
					V	75.97	0.5	-34.82	
			MIMO	Low	H	75.99	0.5	-34.80	-31.750
					V	76.07	0.5	-34.72	
				Mid	H	76.09	0.5	-34.70	-31.715
					V	76.04	0.5	-34.75	
				High	H	76.07	0.5	-34.72	-31.765
					V	75.96	0.5	-34.83	

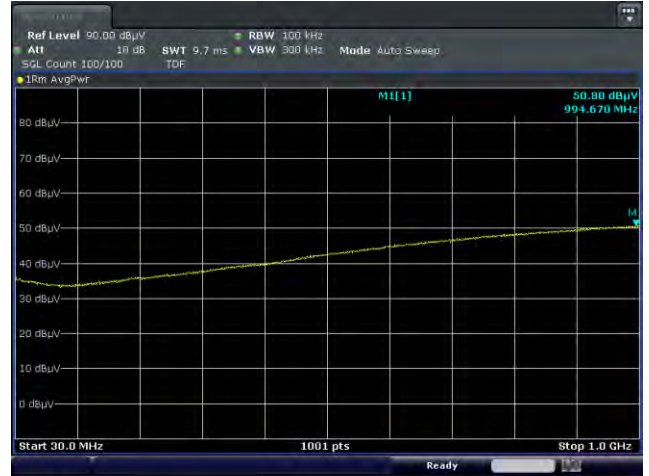
Plot data of Radiated Spurious Emissions

Antenna 0(L patch), n261 50 MHz 1 CC SISO [30 MHz ~ 1 GHz]

Low Channel Pol. H



Low Channel Pol. V



Middle Channel Pol. H



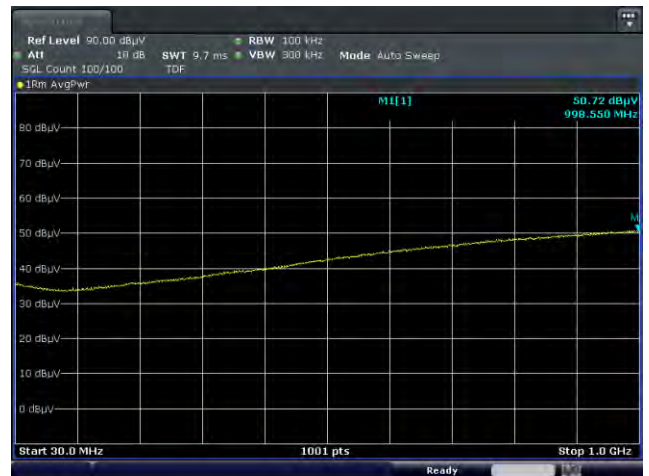
Middle Channel Pol. V



High Channel Pol. H



High Channel Pol. V



Antenna 0(L patch), n261 50 MHz 1 CC MIMO [30 MHz ~ 1 GHz]

Low Channel Pol. H



Low Channel Pol. V



Middle Channel Pol. H



Middle Channel Pol. V



High Channel Pol. H



High Channel Pol. V



Antenna 0(L patch), n261 100 MHz 1 CC SISO [30 MHz ~ 1 GHz]

Low Channel Pol. H



Low Channel Pol. V



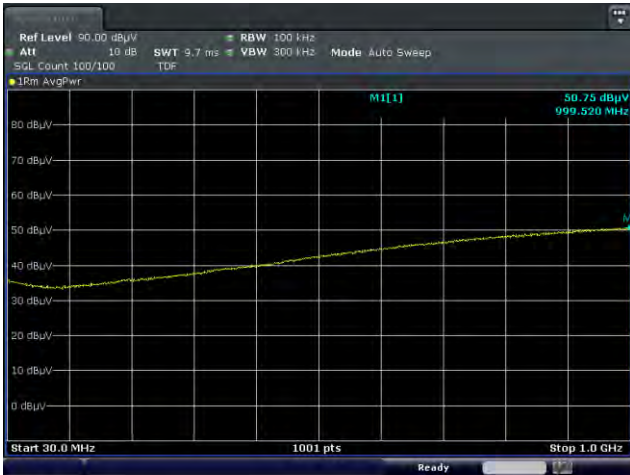
Middle Channel Pol. H



Middle Channel Pol. V



High Channel Pol. H



High Channel Pol. V

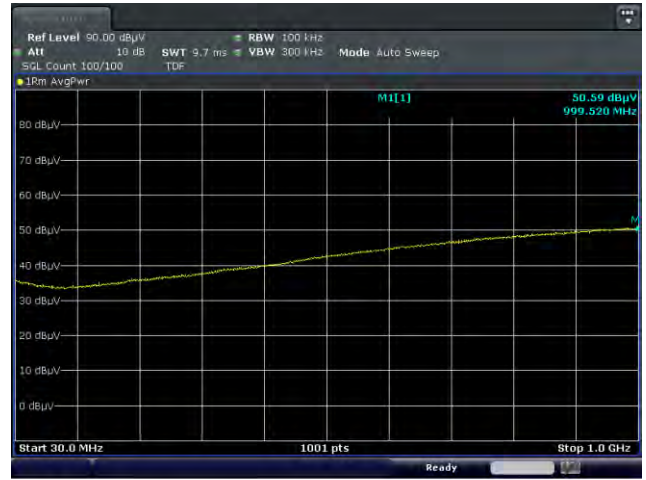


Antenna 0(L patch), n261 100 MHz 1 CC MIMO [30 MHz ~ 1 GHz]

Low Channel Pol. H



Low Channel Pol. V



Middle Channel Pol. H



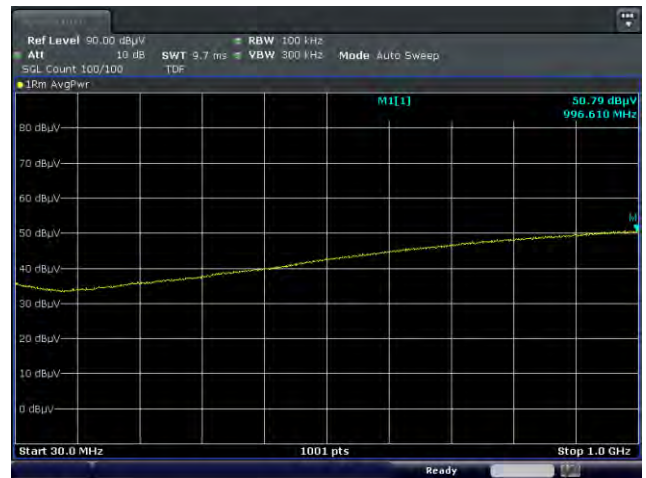
Middle Channel Pol. V



High Channel Pol. H



High Channel Pol. V



Antenna 1(K patch), n261 50 MHz 1 CC SISO [30 MHz ~ 1 GHz]

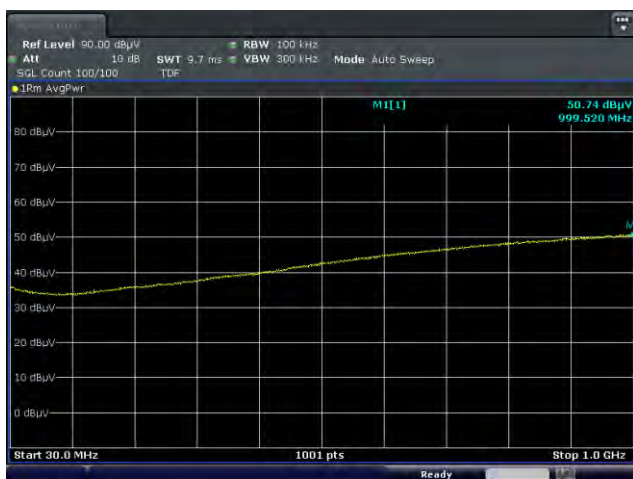
Low Channel Pol. H



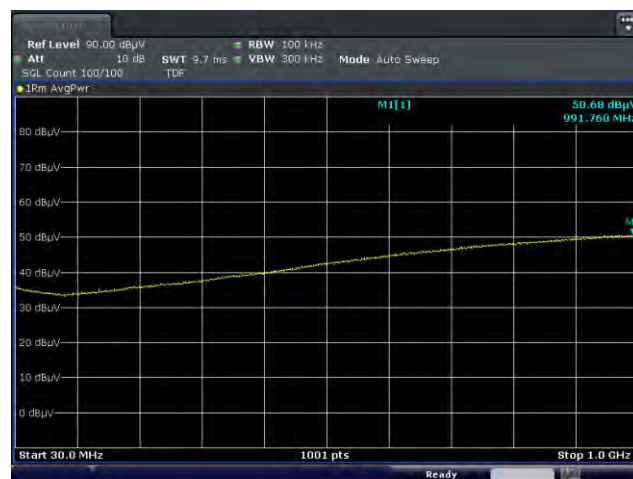
Low Channel Pol. V



Middle Channel Pol. H



Middle Channel Pol. V



High Channel Pol. H



High Channel Pol. V



Antenna 1(K patch), n261 50 MHz 1 CC MIMO [30 MHz ~ 1 GHz]

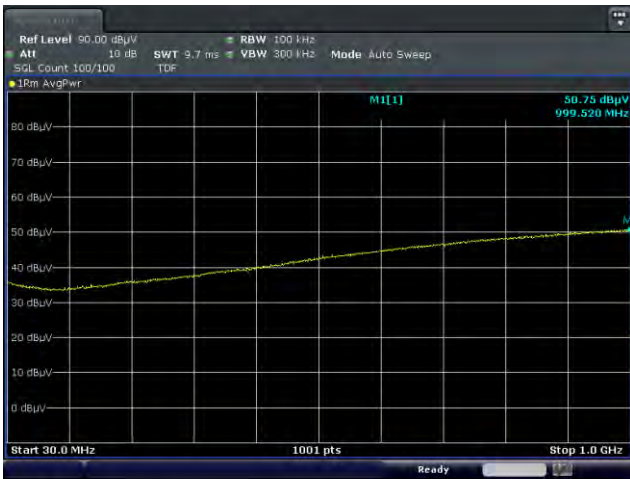
Low Channel Pol. H



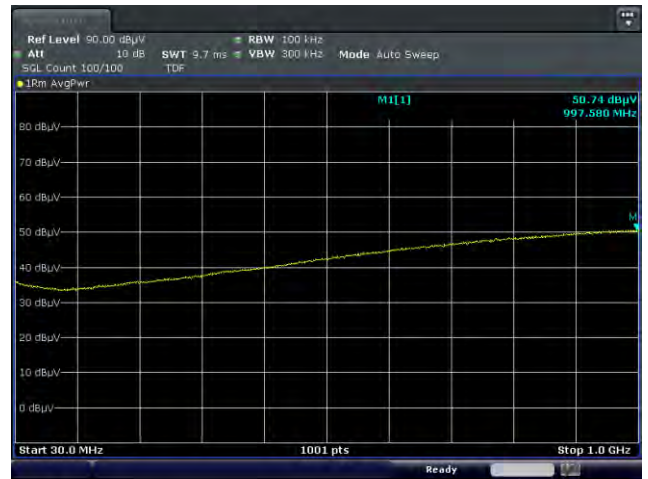
Low Channel Pol. V



Middle Channel Pol. H



Middle Channel Pol. V



High Channel Pol. H

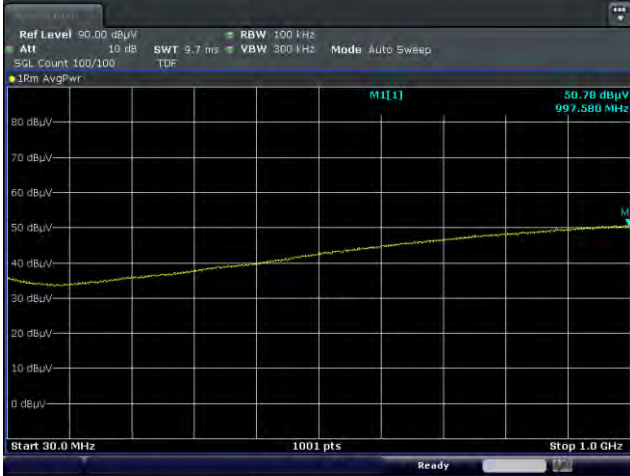


High Channel Pol. V



Antenna 1(K patch), n261 100 MHz 1 CC SISO [30 MHz ~ 1 GHz]

Low Channel Pol. H



Low Channel Pol. V



Middle Channel Pol. H



Middle Channel Pol. V



High Channel Pol. H



High Channel Pol. V



Antenna 1(K patch), n261 100 MHz 1 CC MIMO [30 MHz ~ 1 GHz]

Low Channel Pol. H



Low Channel Pol. V



Middle Channel Pol. H



Middle Channel Pol. V



High Channel Pol. H



High Channel Pol. V



Antenna 0(L patch), n261 50 MHz 1 CC SISO [1 GHz ~ 18 GHz]

Low Channel Pol. H



Low Channel Pol. V



Middle Channel Pol. H



Middle Channel Pol. V



High Channel Pol. H



High Channel Pol. V



Antenna 0(L patch), n261 50 MHz 1 CC MIMO [1 GHz ~ 18 GHz]

Low Channel Pol. H



Low Channel Pol. V



Middle Channel Pol. H



Middle Channel Pol. V



High Channel Pol. H



High Channel Pol. V



Antenna 0(L patch), n261 100 MHz 1 CC SISO [1 GHz ~ 18 GHz]

Low Channel Pol. H



Low Channel Pol. V



Middle Channel Pol. H



Middle Channel Pol. V



High Channel Pol. H



High Channel Pol. V



Antenna 0(L patch), n261 100 MHz 1 CC MIMO [1 GHz ~ 18 GHz]

Low Channel Pol. H



Low Channel Pol. V



Middle Channel Pol. H



Middle Channel Pol. V



High Channel Pol. H



High Channel Pol. V



Antenna 1(K patch), n261 50 MHz 1 CC SISO [1 GHz ~ 18 GHz]

Low Channel Pol. H



Low Channel Pol. V



Middle Channel Pol. H



Middle Channel Pol. V



High Channel Pol. H



High Channel Pol. V



Antenna 1(K patch), n261 50 MHz 1 CC MIMO [1 GHz ~ 18 GHz]

Low Channel Pol. H



Low Channel Pol. V



Middle Channel Pol. H



Middle Channel Pol. V



High Channel Pol. H



High Channel Pol. V



Antenna 1(K patch), n261 100 MHz 1 CC SISO [1 GHz ~ 18 GHz]

Low Channel Pol. H



Low Channel Pol. V



Middle Channel Pol. H



Middle Channel Pol. V



High Channel Pol. H



High Channel Pol. V



Antenna 1(K patch), n261 100 MHz 1 CC MIMO [1 GHz ~ 18 GHz]

Low Channel Pol. H



Low Channel Pol. V



Middle Channel Pol. H



Middle Channel Pol. V



High Channel Pol. H

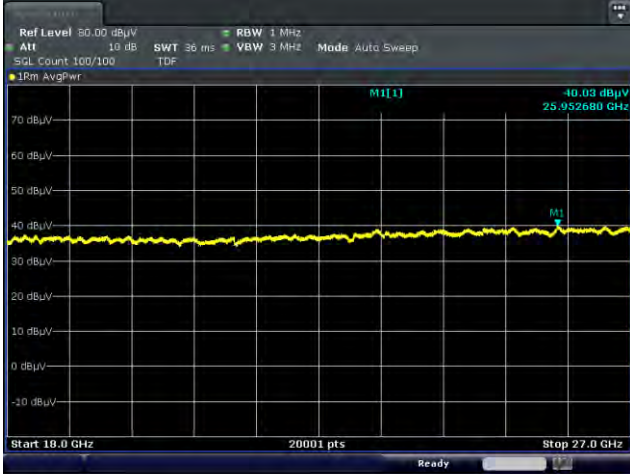


High Channel Pol. V

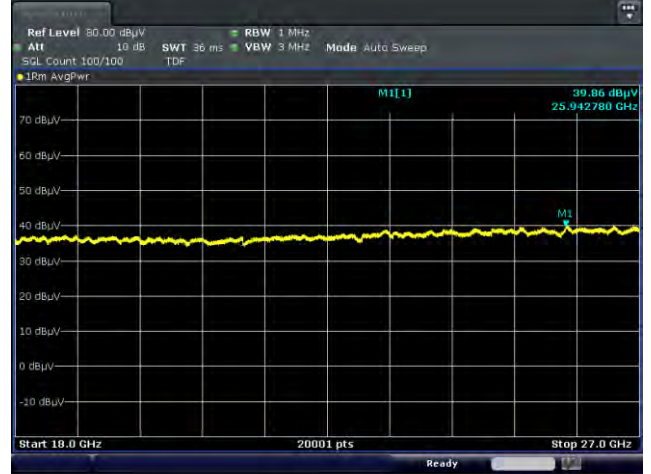


Antenna 0(L patch), n261 50 MHz 1 CC SISO [18 GHz ~ 27 GHz]

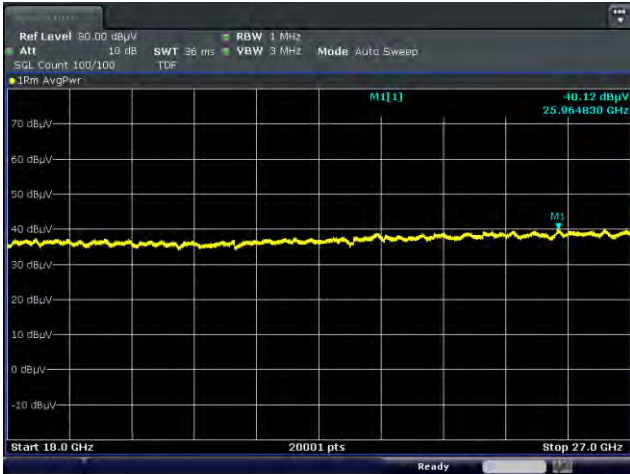
Low Channel Pol. H



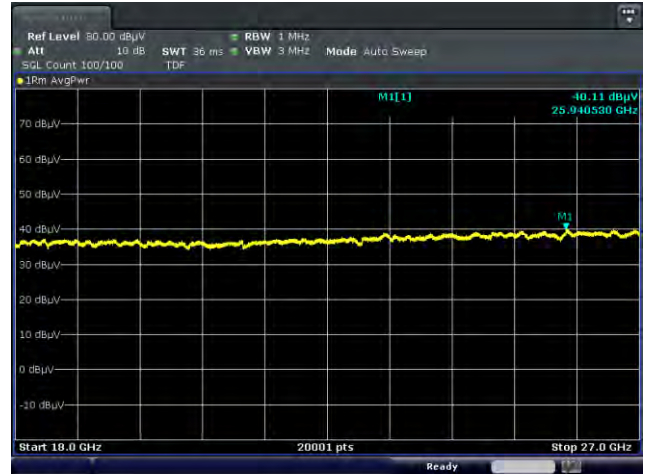
Low Channel Pol. V



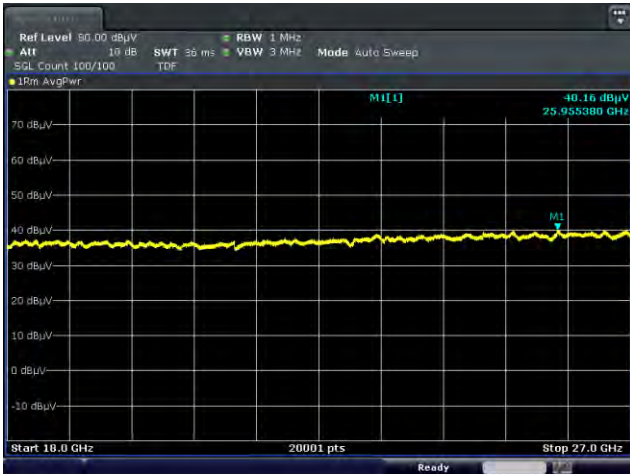
Middle Channel Pol. H



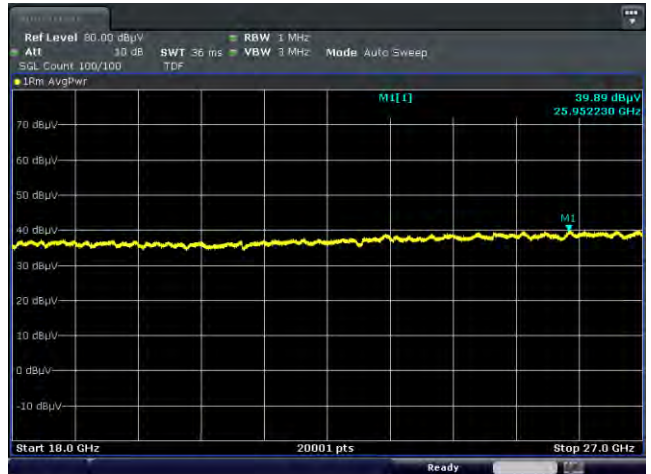
Middle Channel Pol. V



High Channel Pol. H

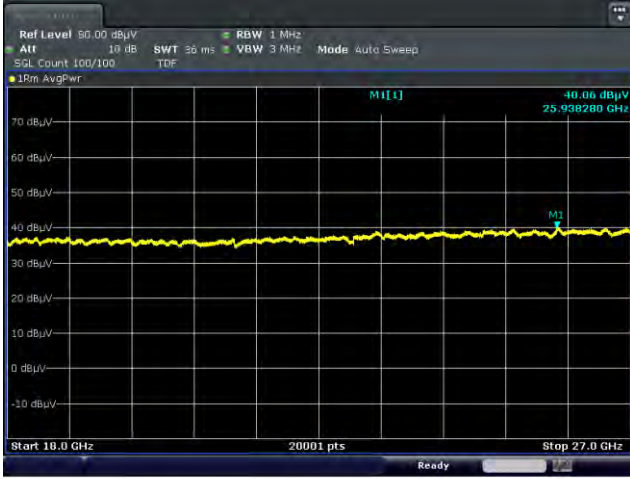


High Channel Pol. V



Antenna 0(L patch), n261 50 MHz 1 CC MIMO [18 GHz ~ 27 GHz]

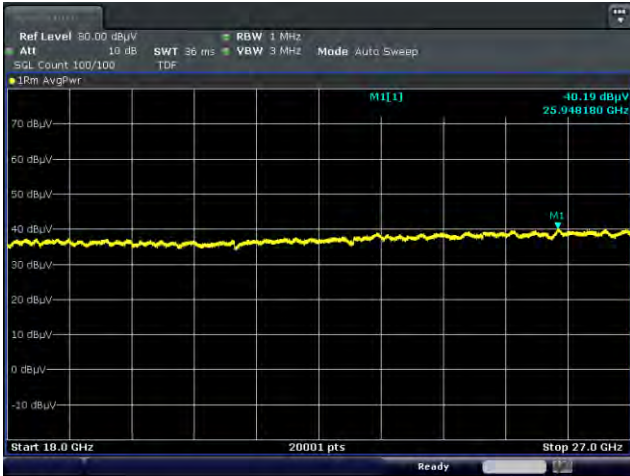
Low Channel Pol. H



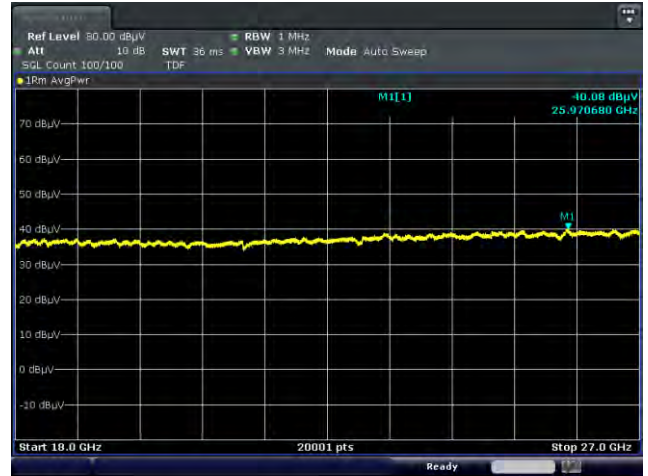
Low Channel Pol. V



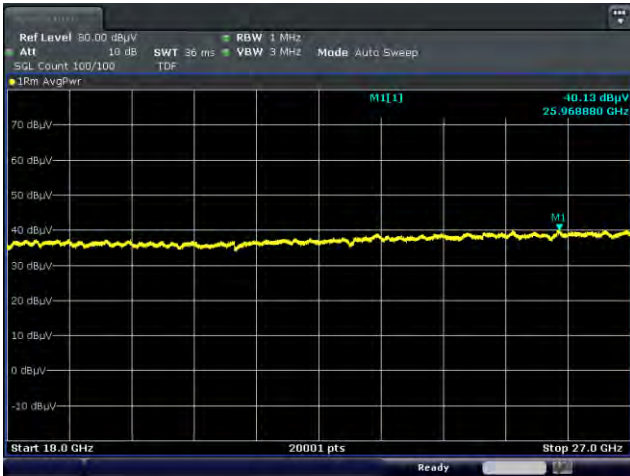
Middle Channel Pol. H



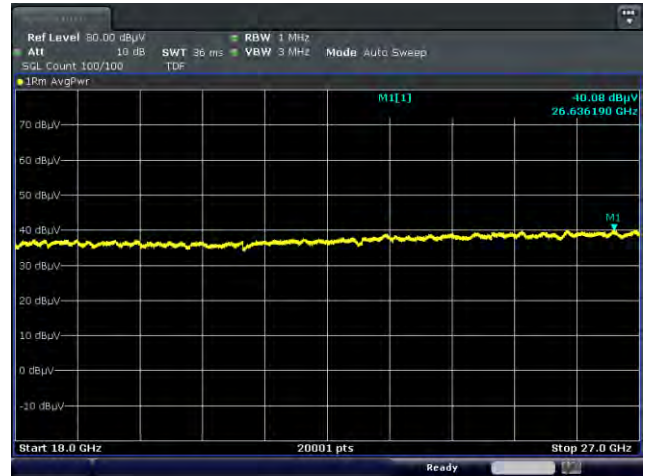
Middle Channel Pol. V



High Channel Pol. H

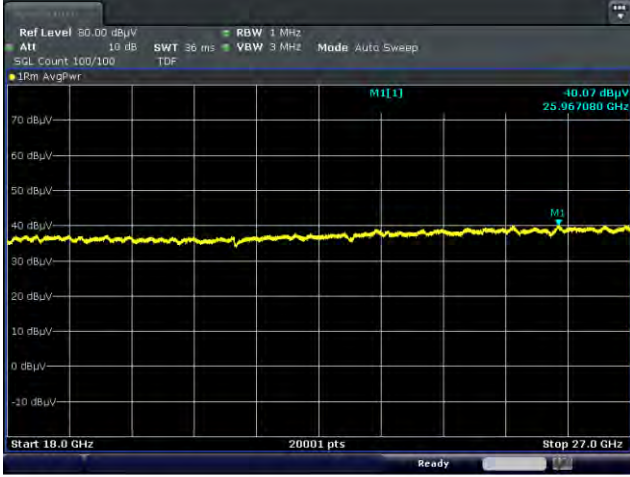


High Channel Pol. V

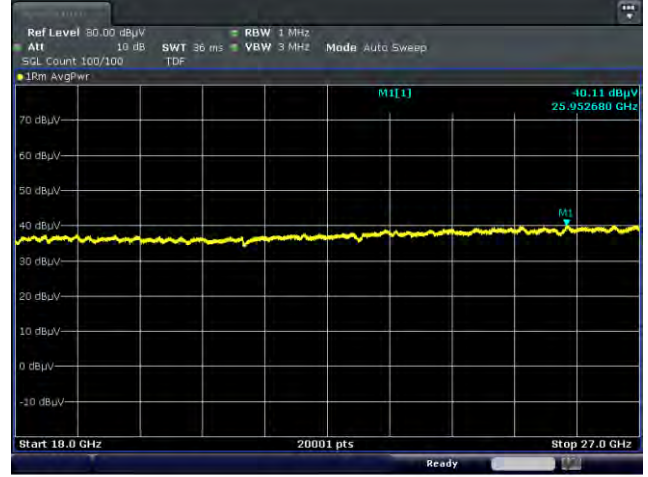


Antenna 0(L patch), n261 100 MHz 1 CC SISO [18 GHz ~ 27 GHz]

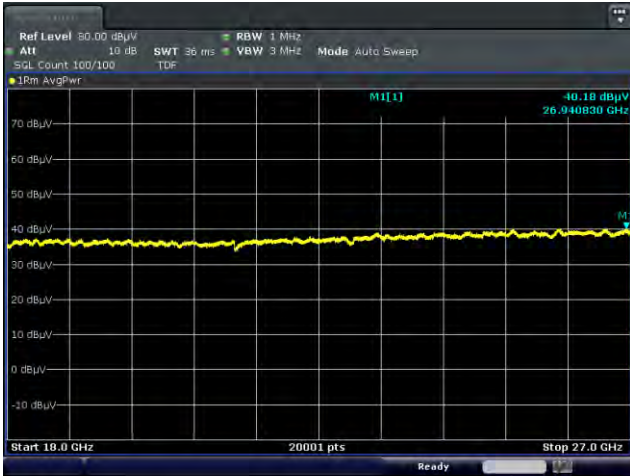
Low Channel Pol. H



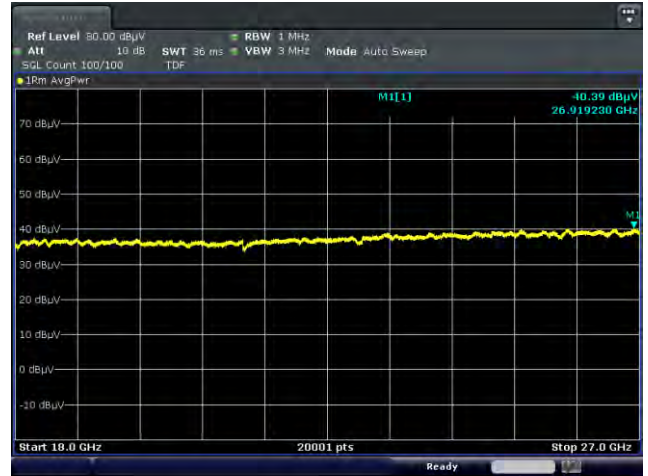
Low Channel Pol. V



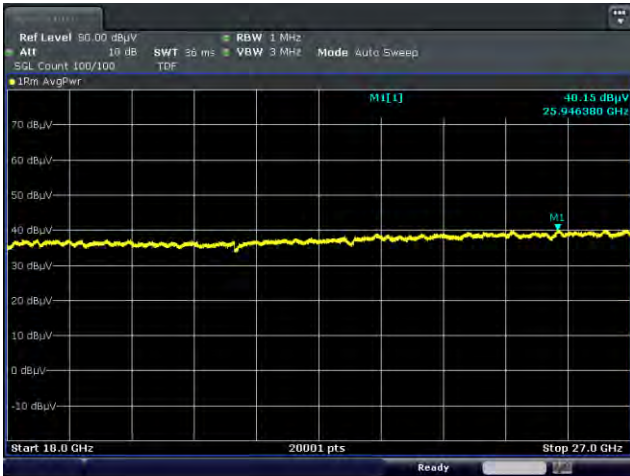
Middle Channel Pol. H



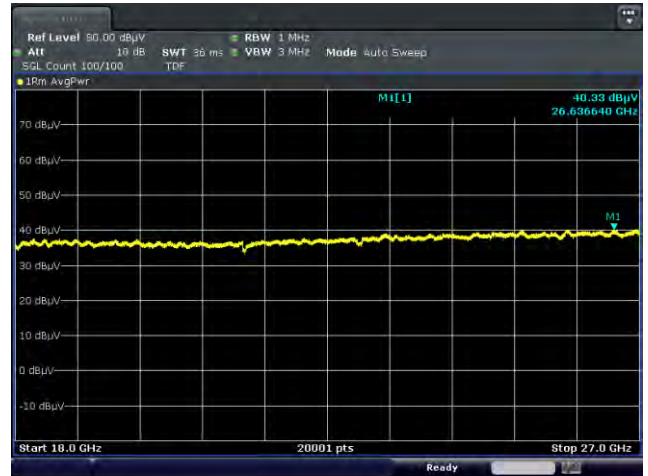
Middle Channel Pol. V



High Channel Pol. H

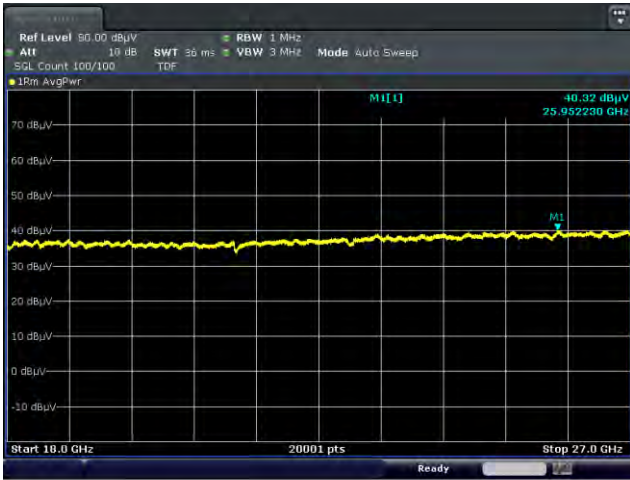


High Channel Pol. V

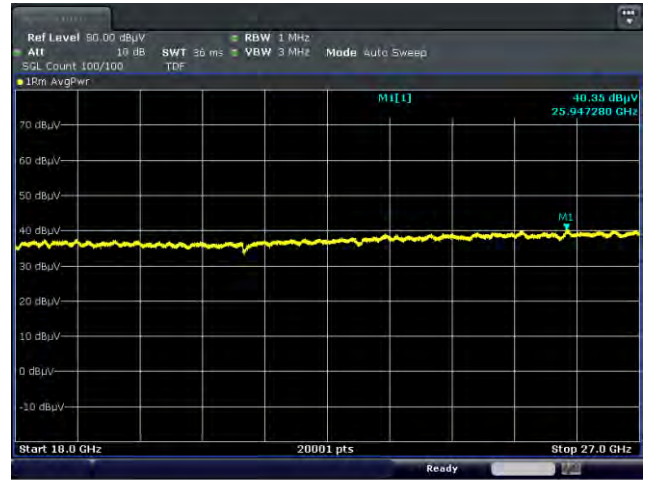


Antenna 0(L patch), n261 100 MHz 1 CC MIMO [18 GHz ~ 27 GHz]

Low Channel Pol. H



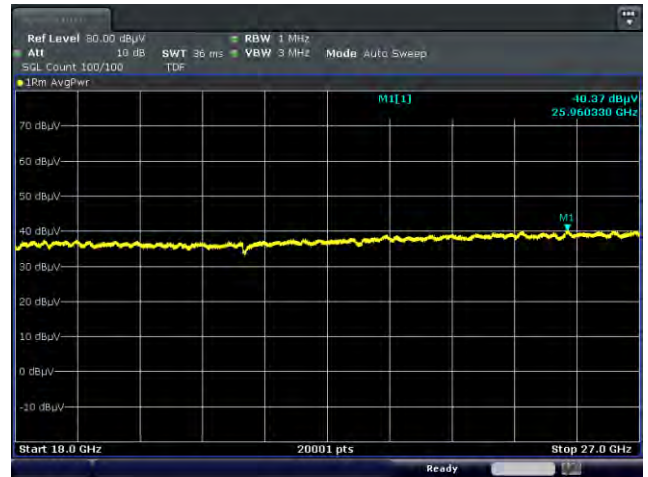
Low Channel Pol. V



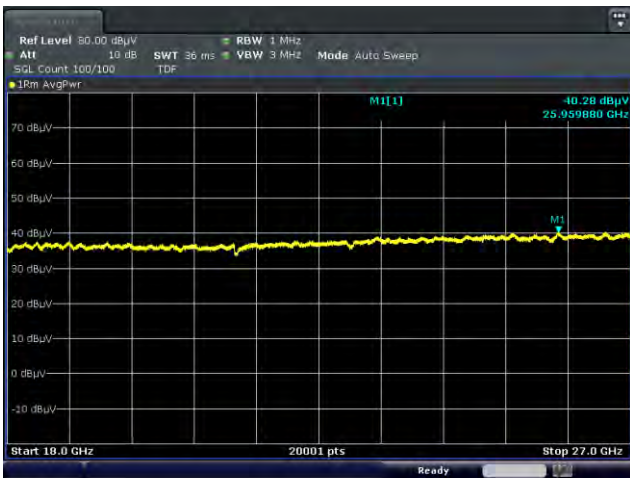
Middle Channel Pol. H



Middle Channel Pol. V



High Channel Pol. H

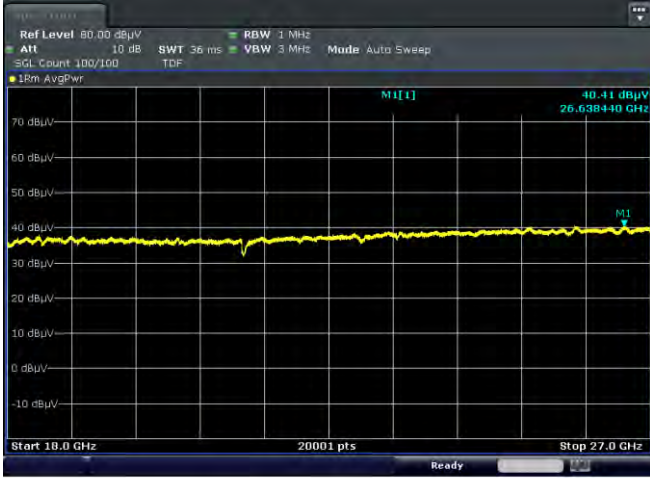


High Channel Pol. V

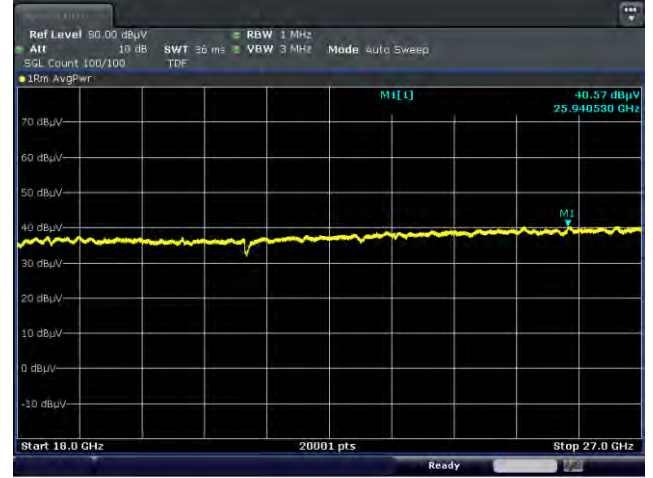


Antenna 1(K patch), n261 50 MHz 1 CC SISO [18 GHz ~ 27 GHz]

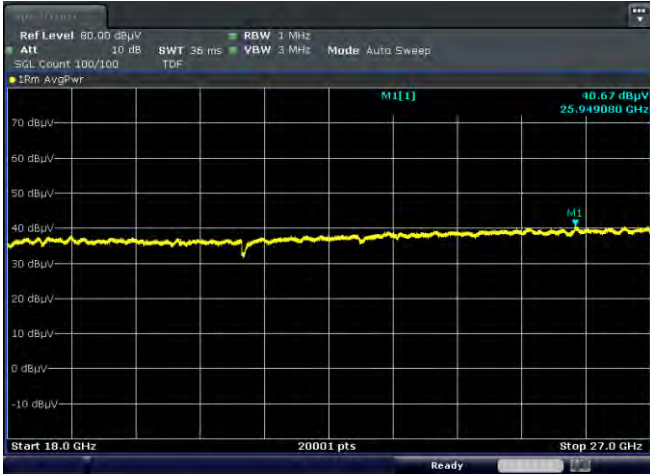
Low Channel Pol. H



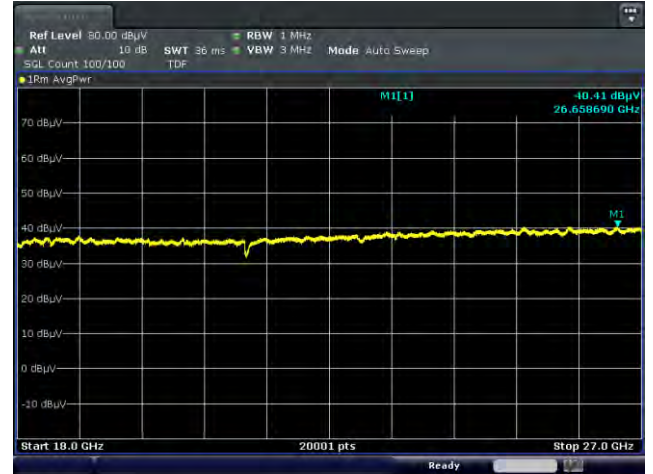
Low Channel Pol. V



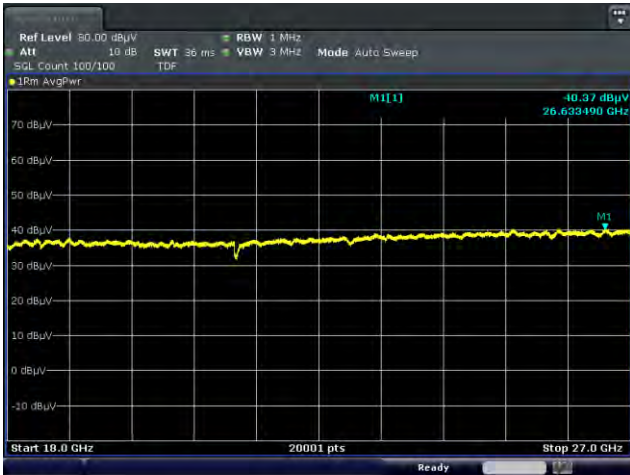
Middle Channel Pol. H



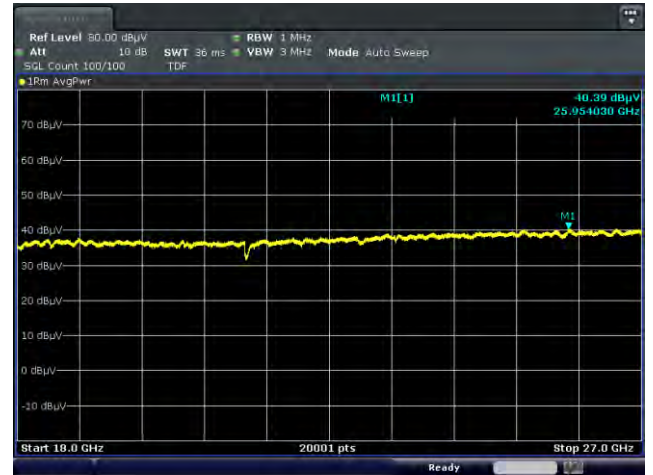
Middle Channel Pol. V



High Channel Pol. H

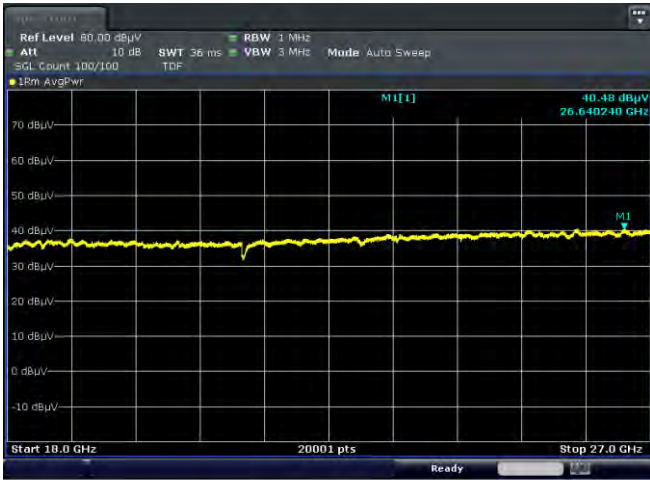


High Channel Pol. V



Antenna 1(K patch), n261 50 MHz 1 CC MIMO [18 GHz ~ 27 GHz]

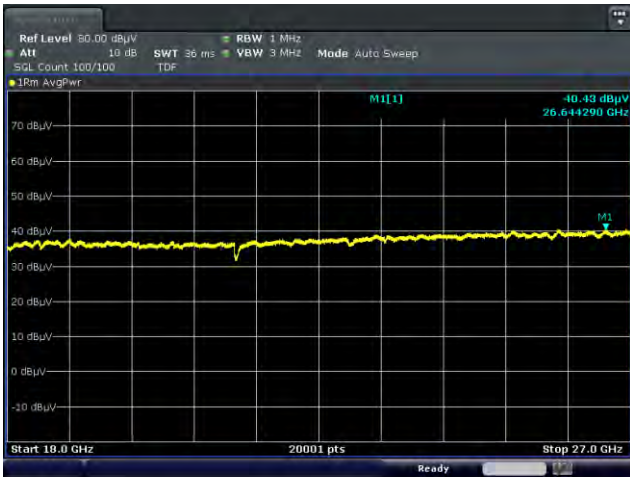
Low Channel Pol. H



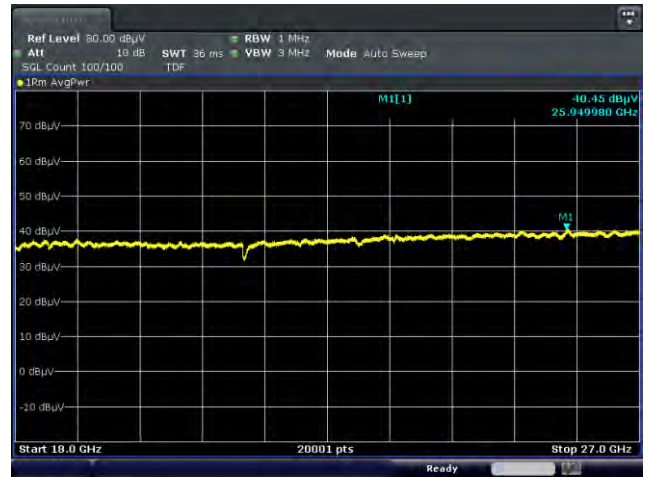
Low Channel Pol. V



Middle Channel Pol. H



Middle Channel Pol. V



High Channel Pol. H

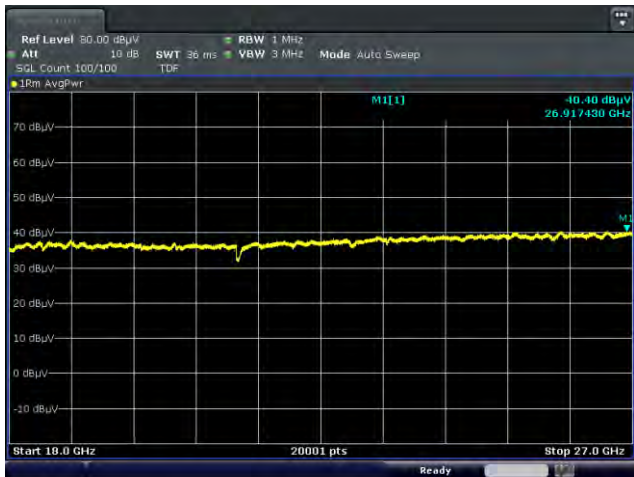


High Channel Pol. V

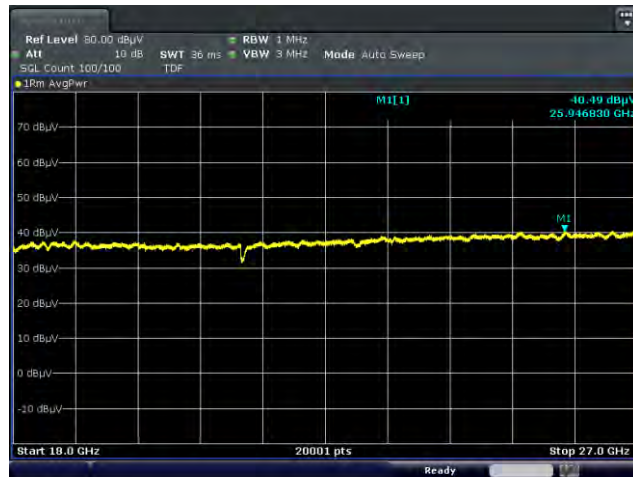


Antenna 1(K patch), n261 100 MHz 1 CC SISO [18 GHz ~ 27 GHz]

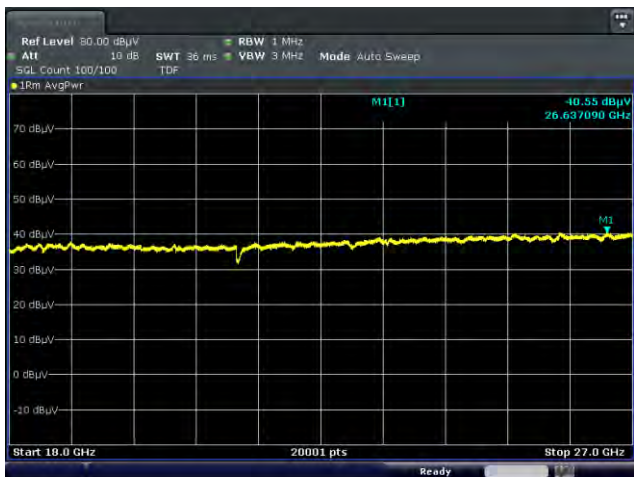
Low Channel Pol. H



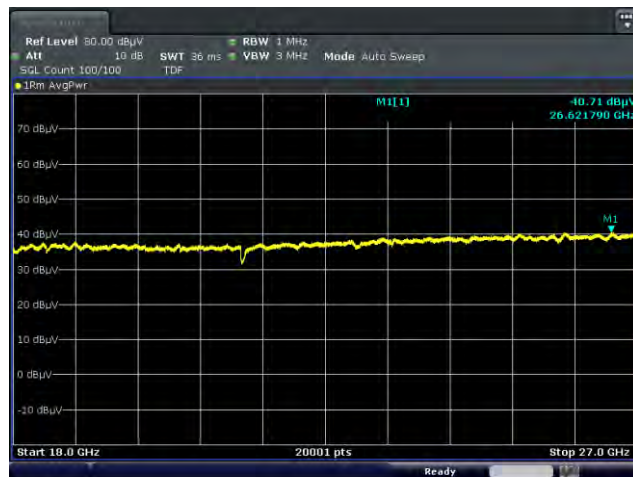
Low Channel Pol. V



Middle Channel Pol. H



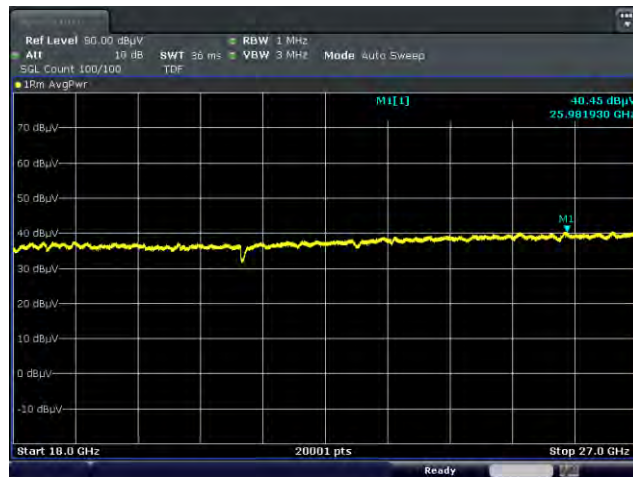
Middle Channel Pol. V



High Channel Pol. H

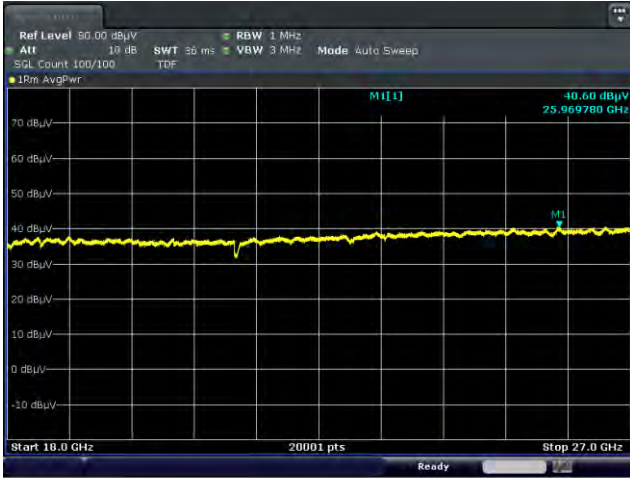


High Channel Pol. V

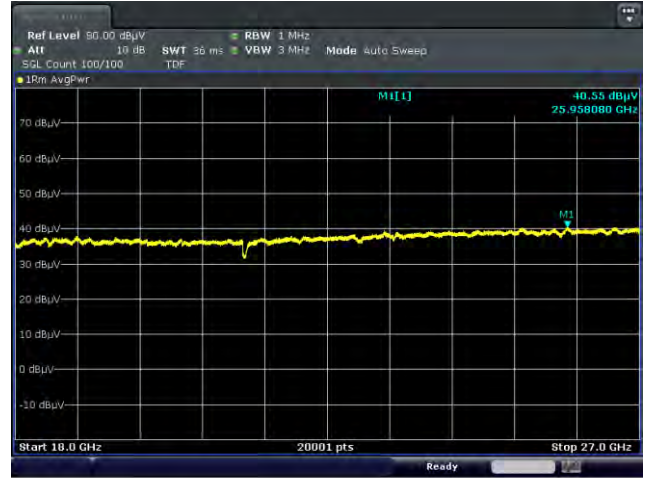


Antenna 1(K patch), n261 100 MHz 1 CC MIMO [18 GHz ~ 27 GHz]

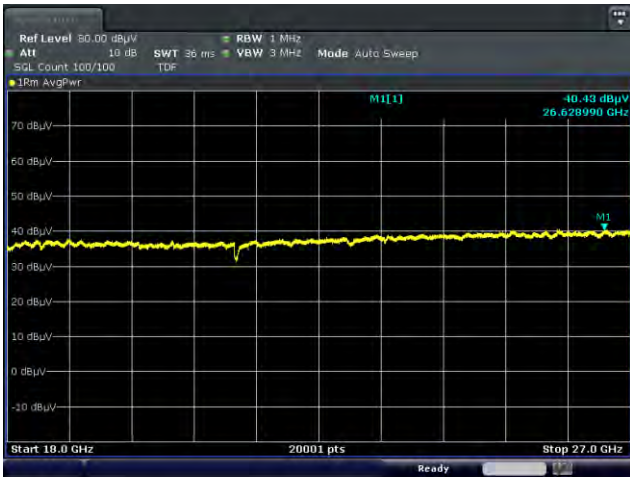
Low Channel Pol. H



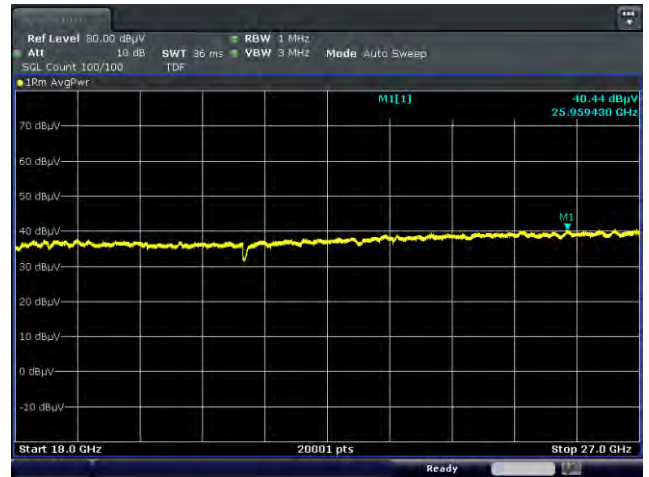
Low Channel Pol. V



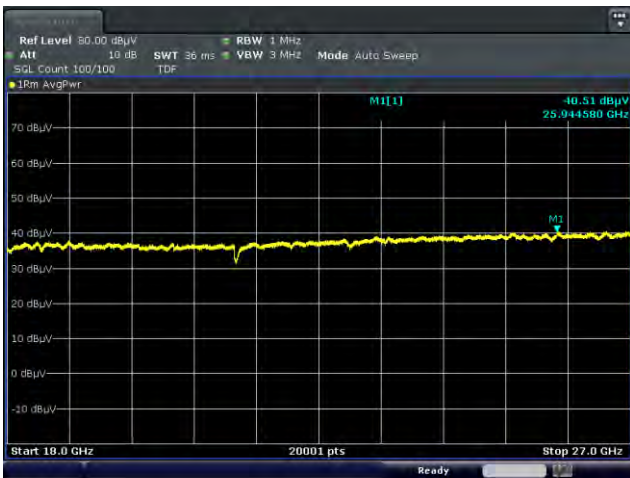
Middle Channel Pol. H



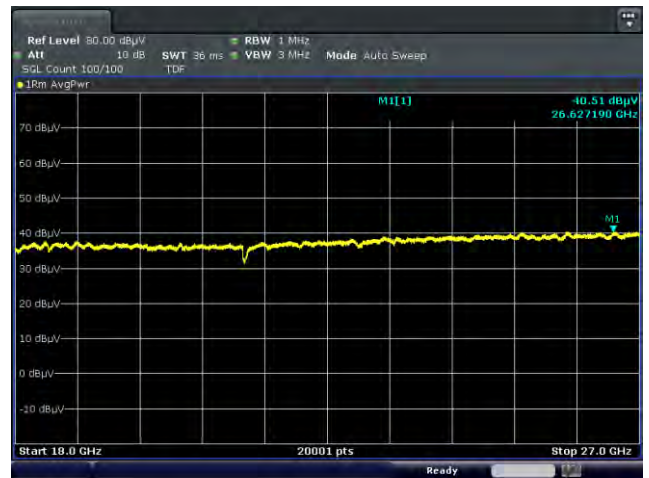
Middle Channel Pol. V



High Channel Pol. H

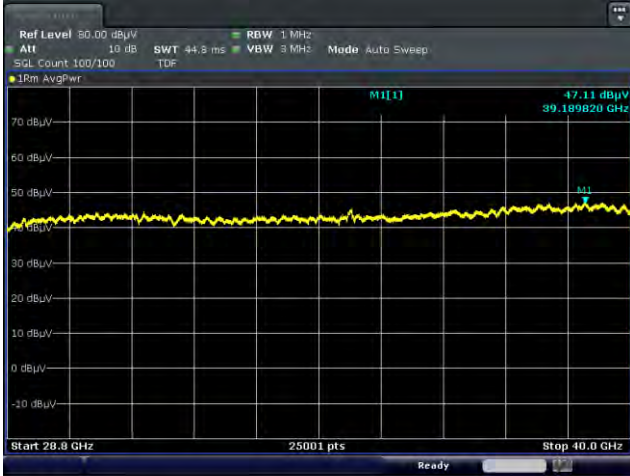


High Channel Pol. V

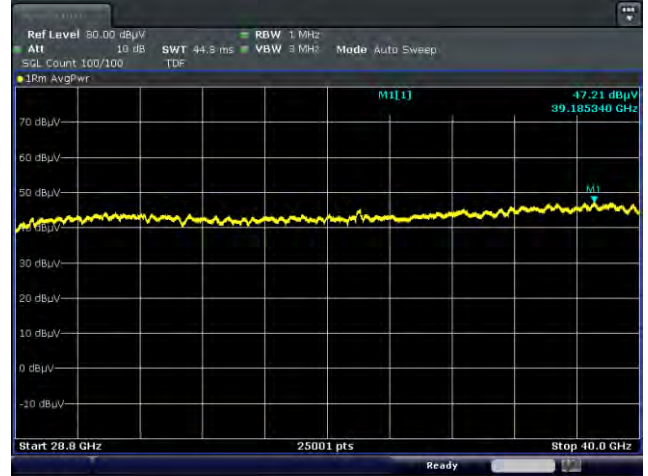


Antenna 0(L patch), n261 50 MHz 1 CC SISO [28.8 GHz ~ 40 GHz]

Low Channel Pol. H



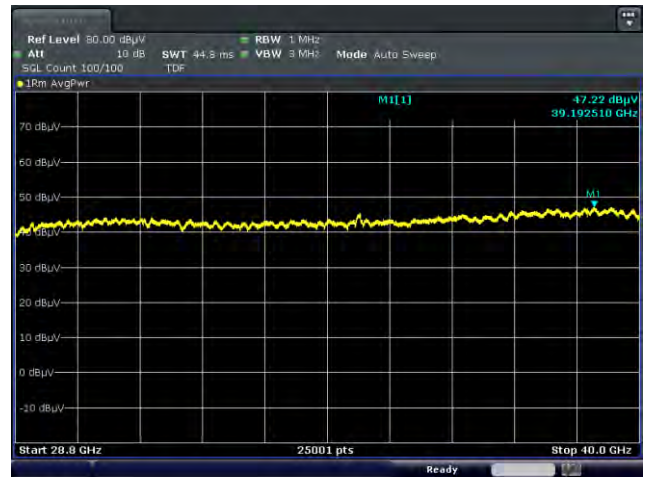
Low Channel Pol. V



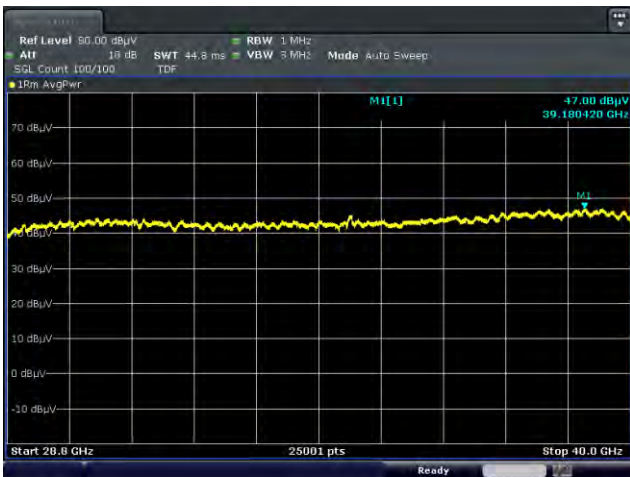
Middle Channel Pol. H



Middle Channel Pol. V



High Channel Pol. H



High Channel Pol. V

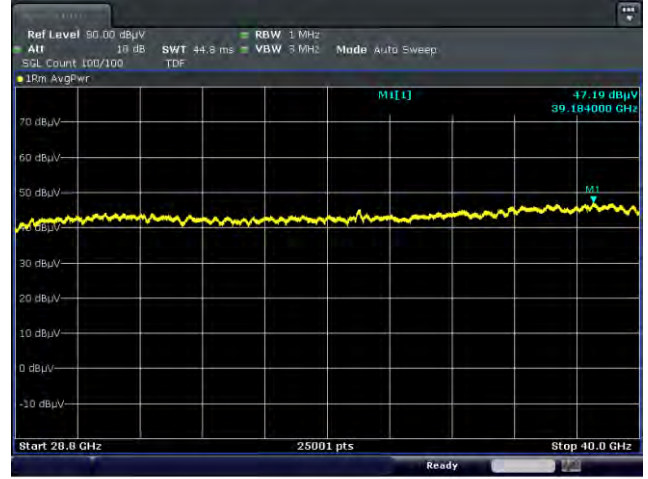


Antenna 0(L patch), n261 50 MHz 1 CC MIMO [28.8 GHz ~ 40 GHz]

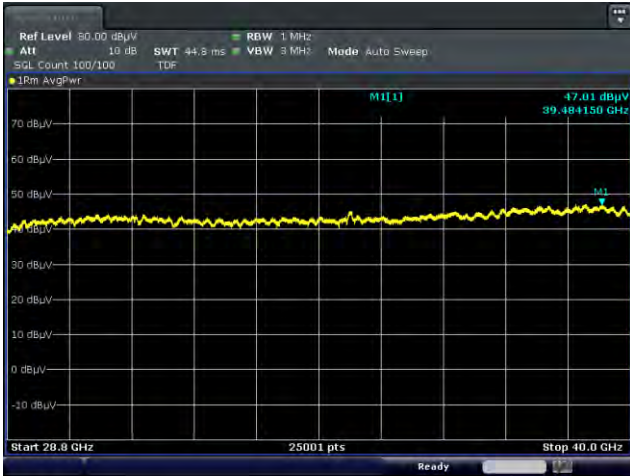
Low Channel Pol. H



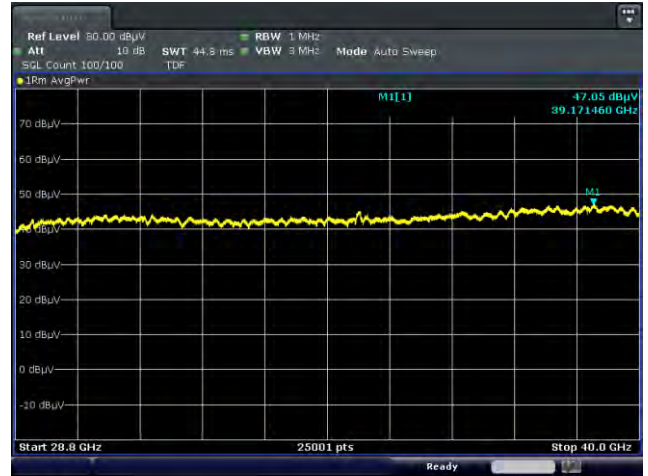
Low Channel Pol. V



Middle Channel Pol. H



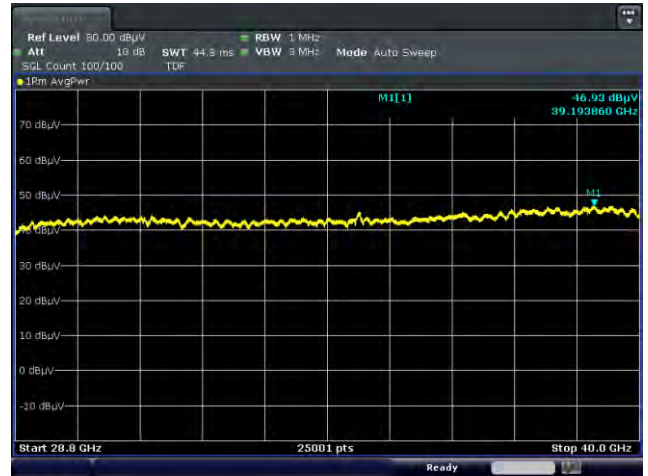
Middle Channel Pol. V



High Channel Pol. H



High Channel Pol. V

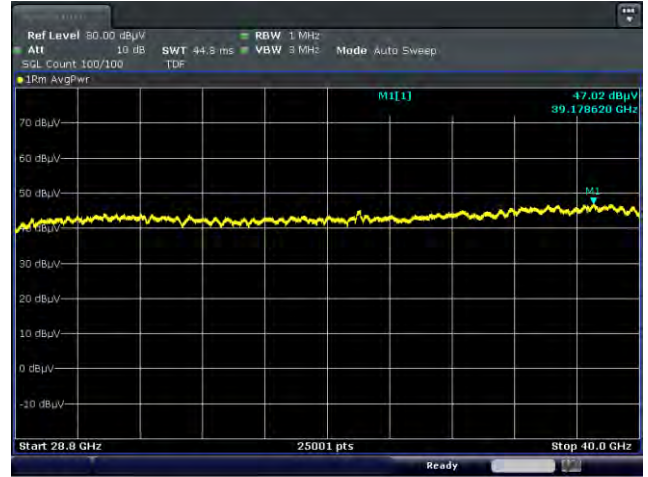


Antenna 0(L patch), n261 100 MHz 1 CC SISO [28.8 GHz ~ 40 GHz]

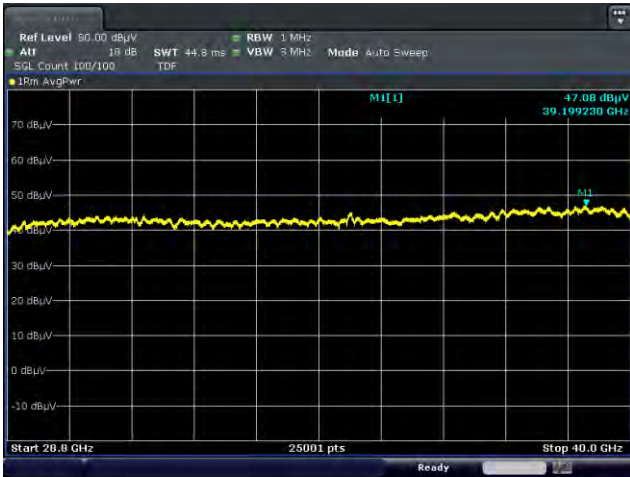
Low Channel Pol. H



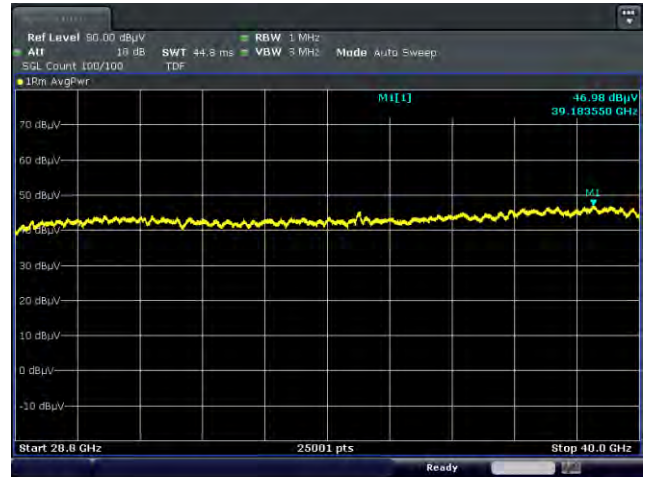
Low Channel Pol. V



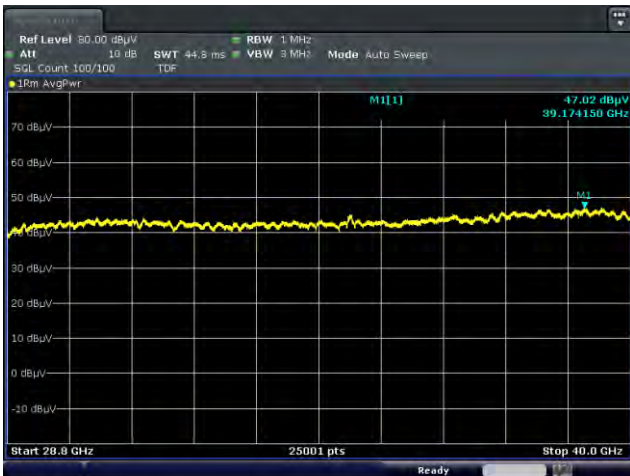
Middle Channel Pol. H



Middle Channel Pol. V



High Channel Pol. H

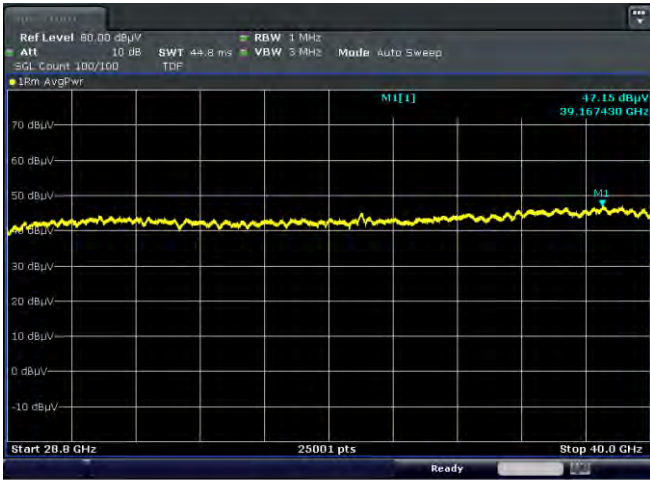


High Channel Pol. V

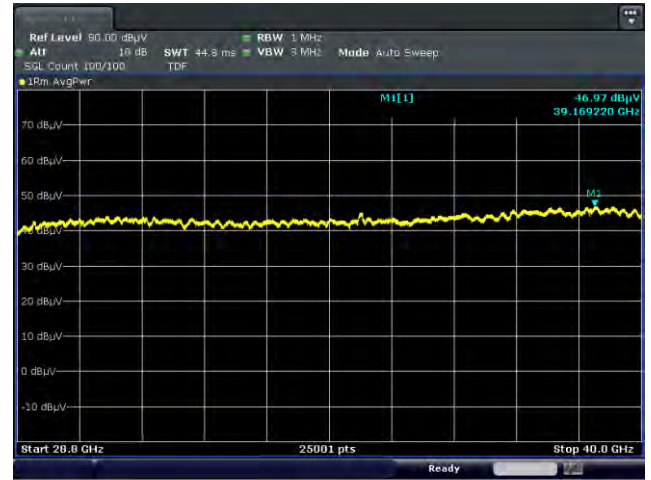


Antenna 0(L patch), n261 100 MHz 1 CC MIMO [28.8 GHz ~ 40 GHz]

Low Channel Pol. H



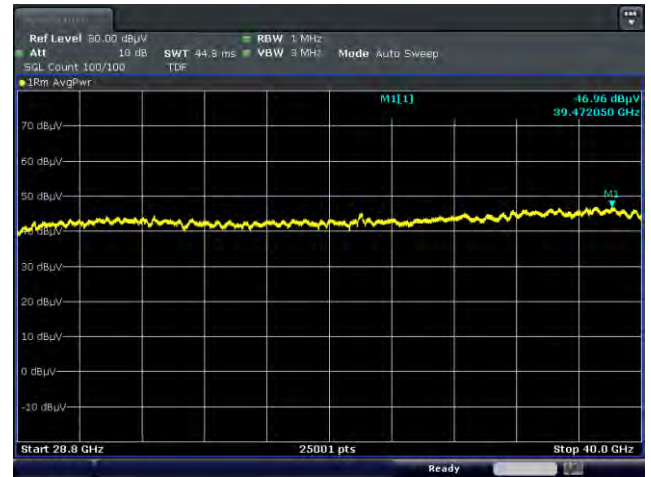
Low Channel Pol. V



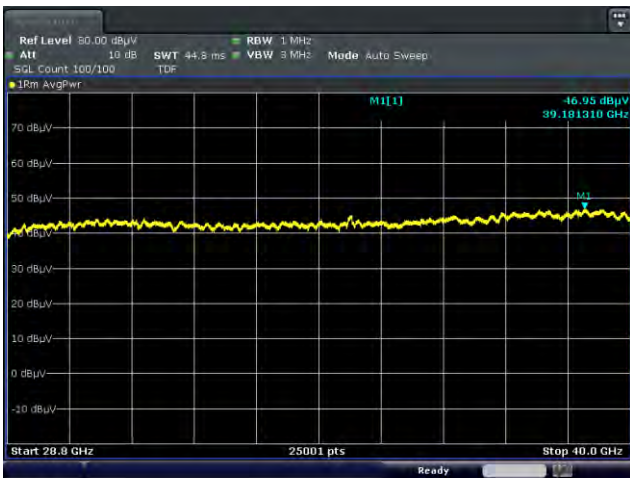
Middle Channel Pol. H



Middle Channel Pol. V



High Channel Pol. H

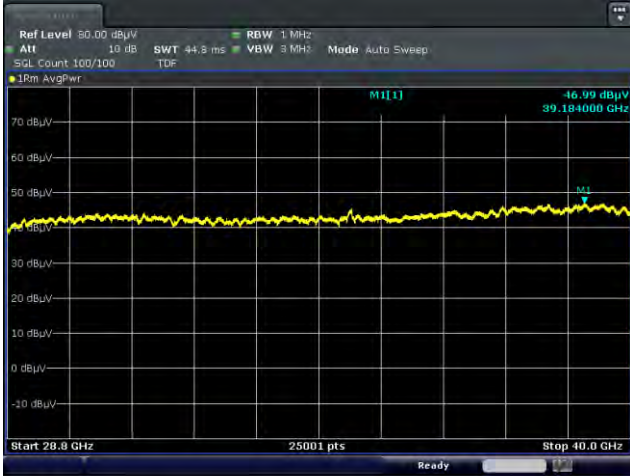


High Channel Pol. V



Antenna 1(K patch), n261 50 MHz 1 CC SISO [28.8 GHz ~ 40 GHz]

Low Channel Pol. H



Low Channel Pol. V



Middle Channel Pol. H



Middle Channel Pol. V



High Channel Pol. H

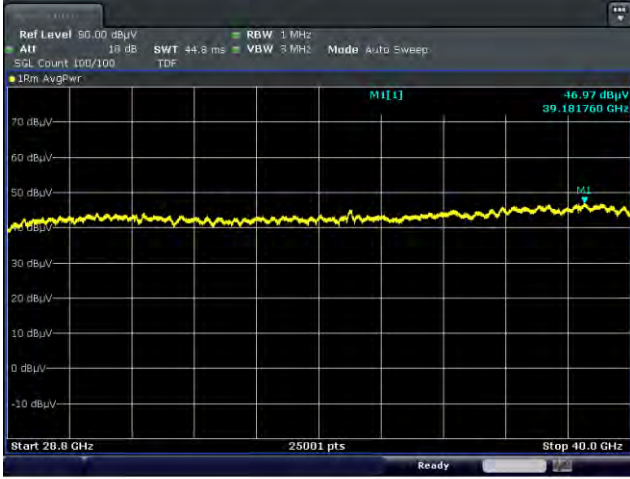


High Channel Pol. V

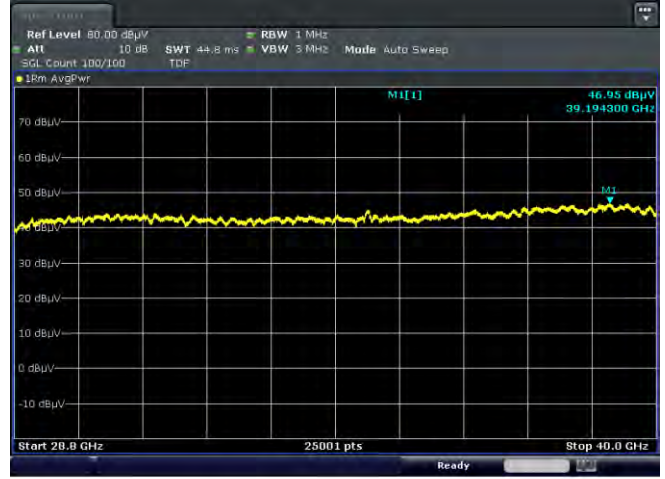


Antenna 1(K patch), n261 50 MHz 1 CC MIMO [28.8 GHz ~ 40 GHz]

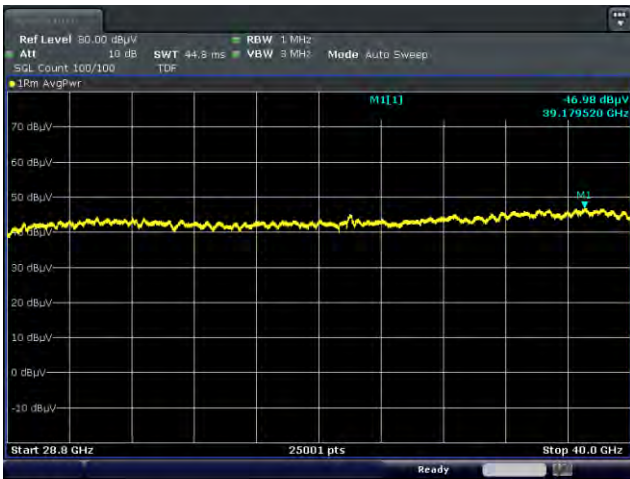
Low Channel Pol. H



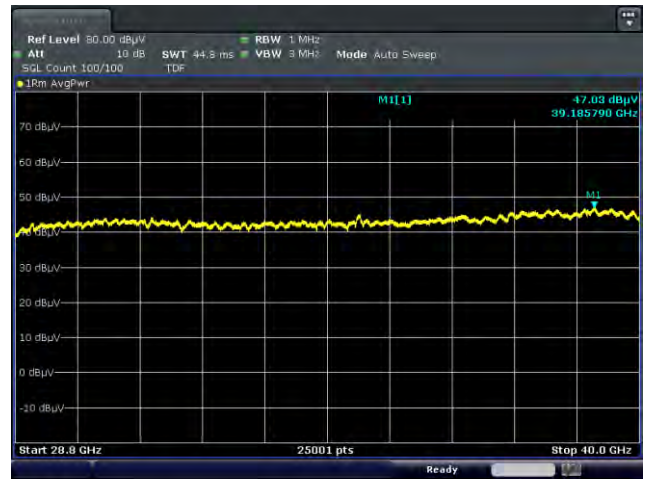
Low Channel Pol. V



Middle Channel Pol. H



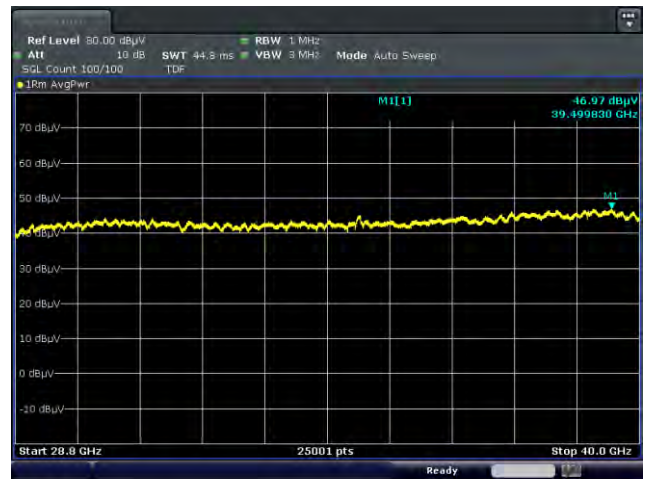
Middle Channel Pol. V



High Channel Pol. H

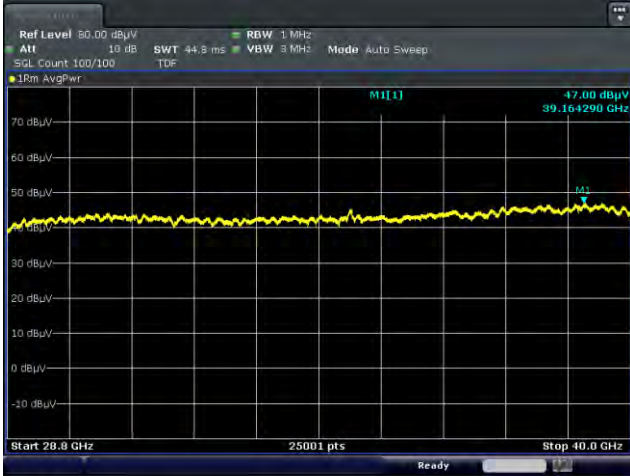


High Channel Pol. V

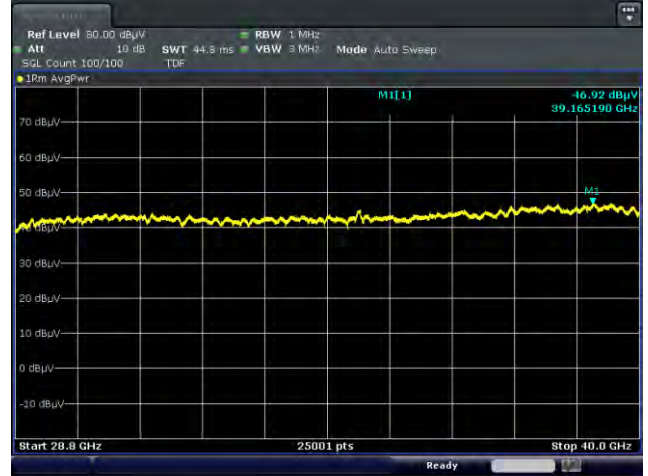


Antenna 1(K patch), n261 100 MHz 1 CC SISO [28.8 GHz ~ 40 GHz]

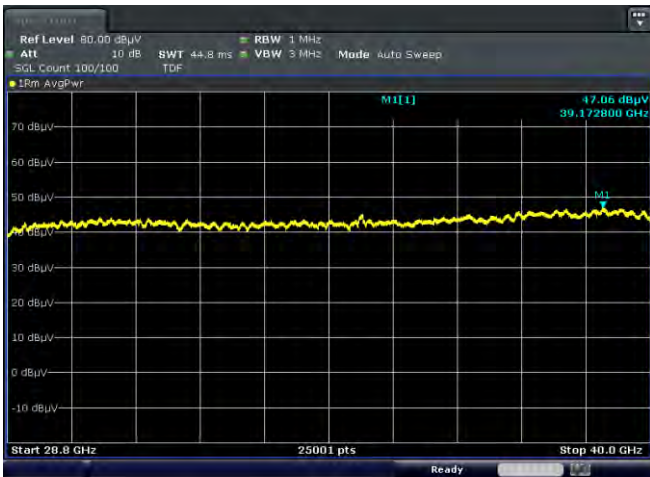
Low Channel Pol. H



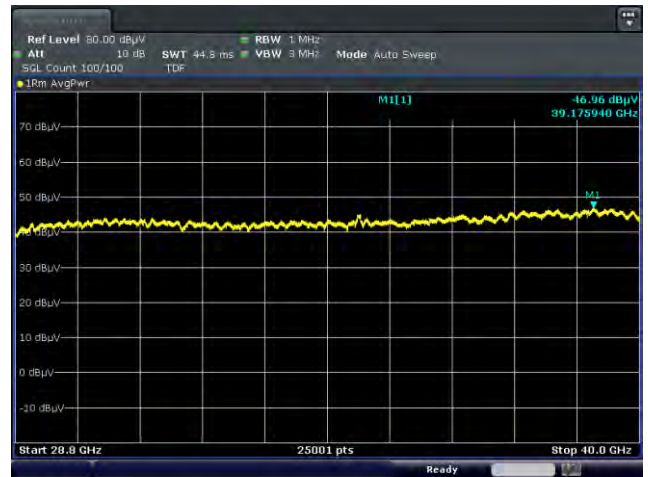
Low Channel Pol. V



Middle Channel Pol. H



Middle Channel Pol. V



High Channel Pol. H



High Channel Pol. V



Antenna 1(K patch), n261 100 MHz 1 CC MIMO [28.8 GHz ~ 40 GHz]

Low Channel Pol. H



Low Channel Pol. V



Middle Channel Pol. H



Middle Channel Pol. V



High Channel Pol. H

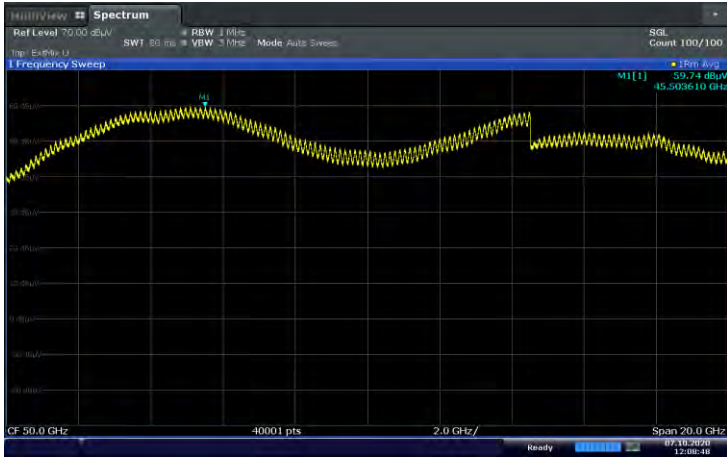


High Channel Pol. V

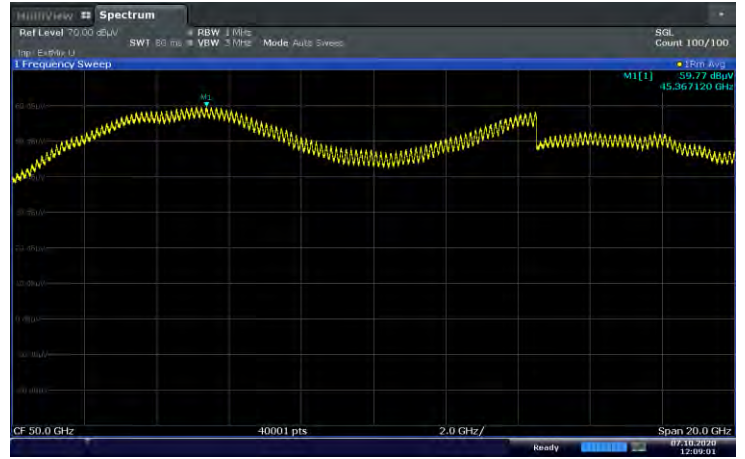


Antenna 0(L patch), n261 50 MHz 1 CC SISO [40 GHz ~ 60 GHz]

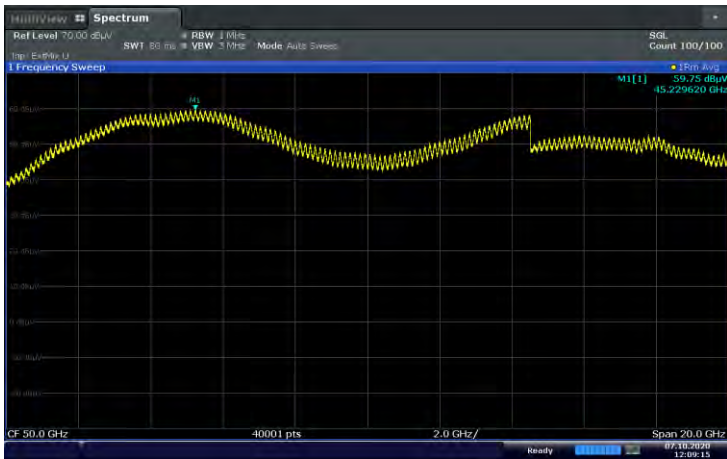
Low Channel Pol. H



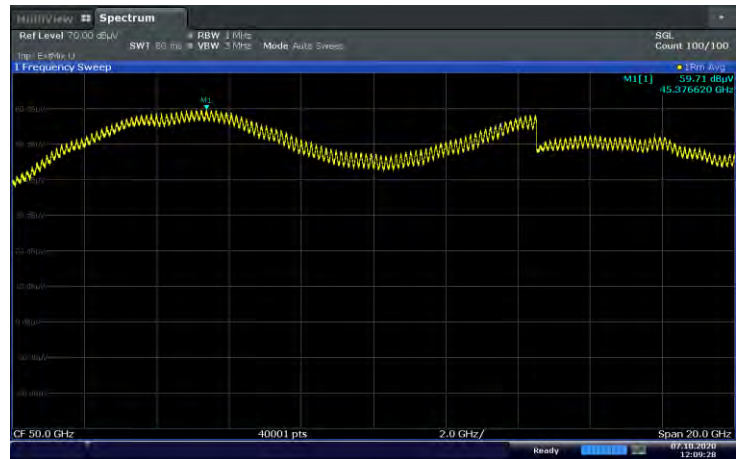
Low Channel Pol. V



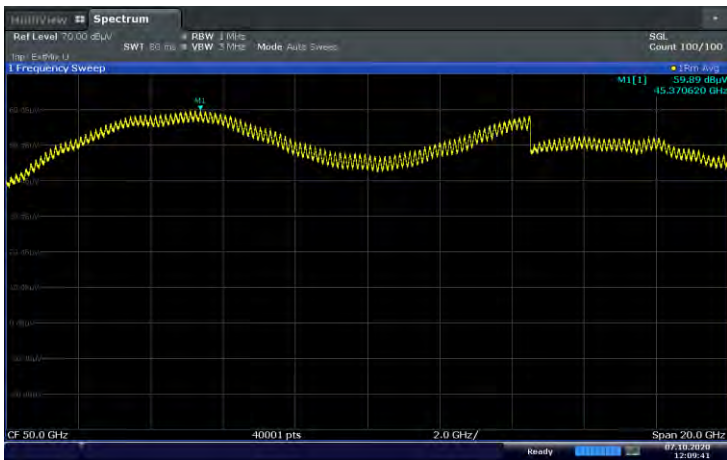
Middle Channel Pol. H



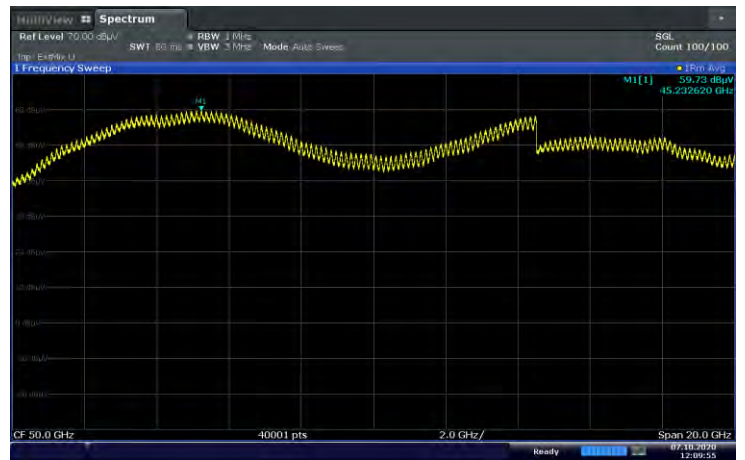
Middle Channel Pol. V



High Channel Pol. H

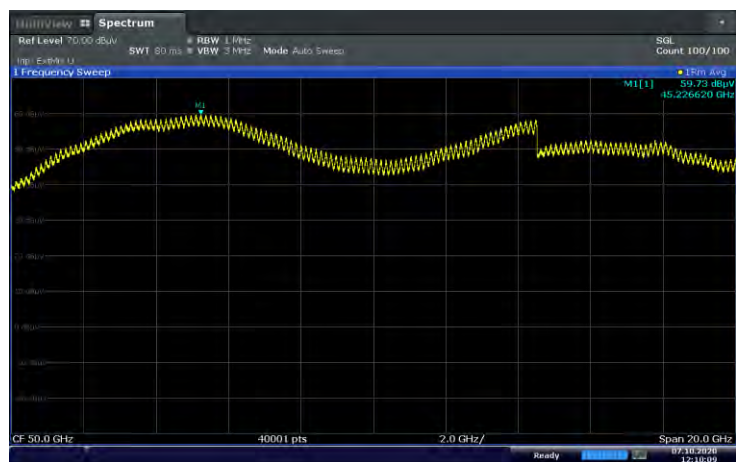


High Channel Pol. V

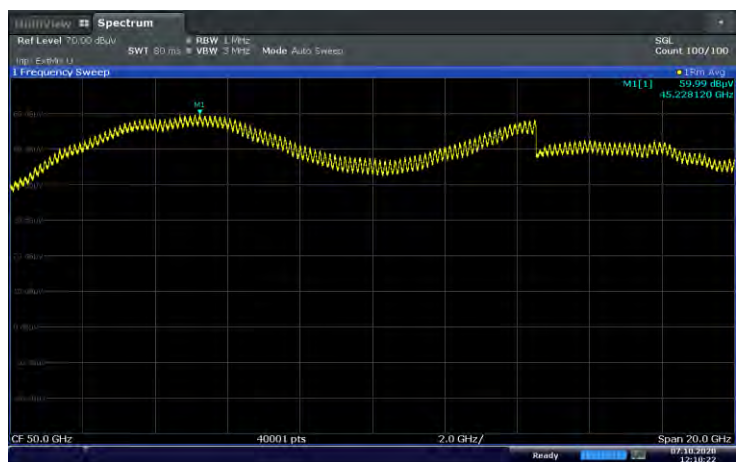


Antenna 0(L patch), n261 50 MHz 1 CC MIMO [40 GHz ~ 60 GHz]

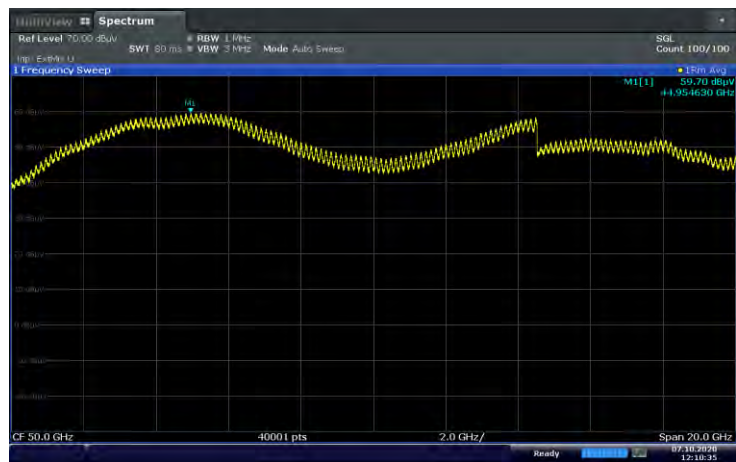
Low Channel Pol. H



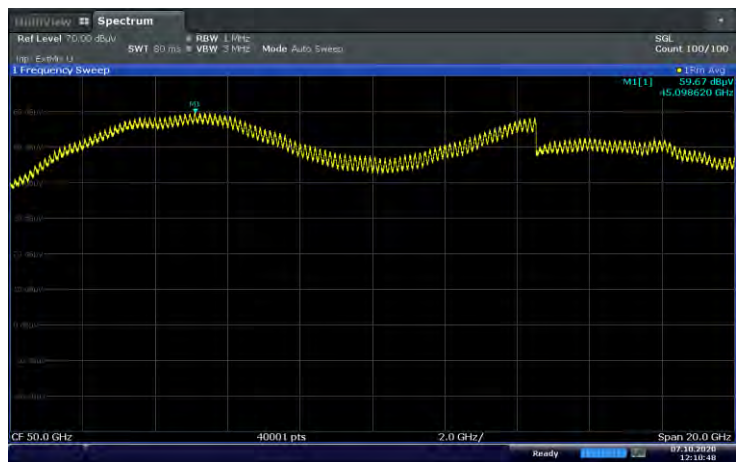
Low Channel Pol. V



Middle Channel Pol. H



Middle Channel Pol. V



High Channel Pol. H



High Channel Pol. V

