



HCT Co., Ltd.
74, Seoicheon-ro 578beon-gil, Majang-myeon, Icheon-si, Gyeonggi-do, 17383
KOREATel. +82 31 634 6300 Fax. +82 31 645 6401

FCC ID: A3LSMG991U

Appendix A.

- DUT Antenna Information and SAR Test SETUP PHOTOGRAPHS

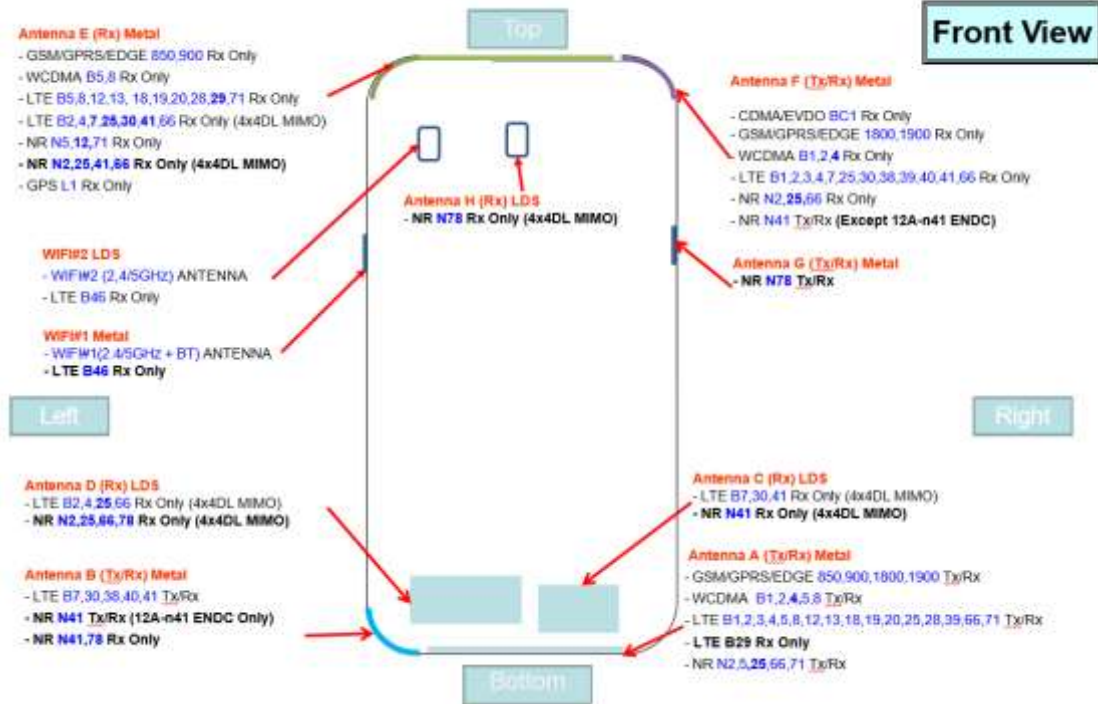
REVISION HISTORY

The revision history for this document is shown in table.

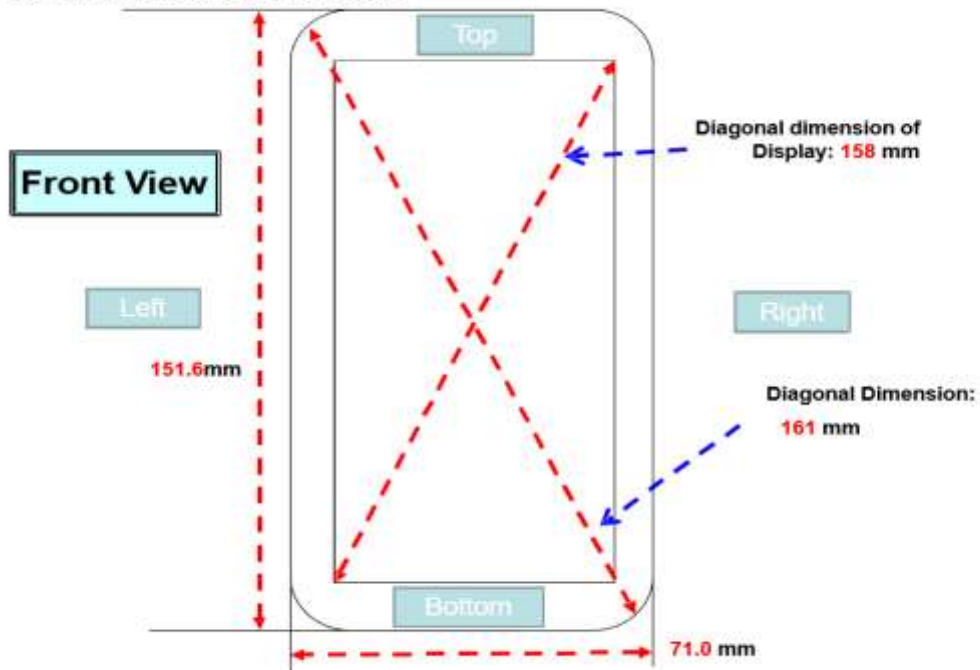
Revision No.	Date of Issue	Description
0	Nov. 02, 2020	Initial Release

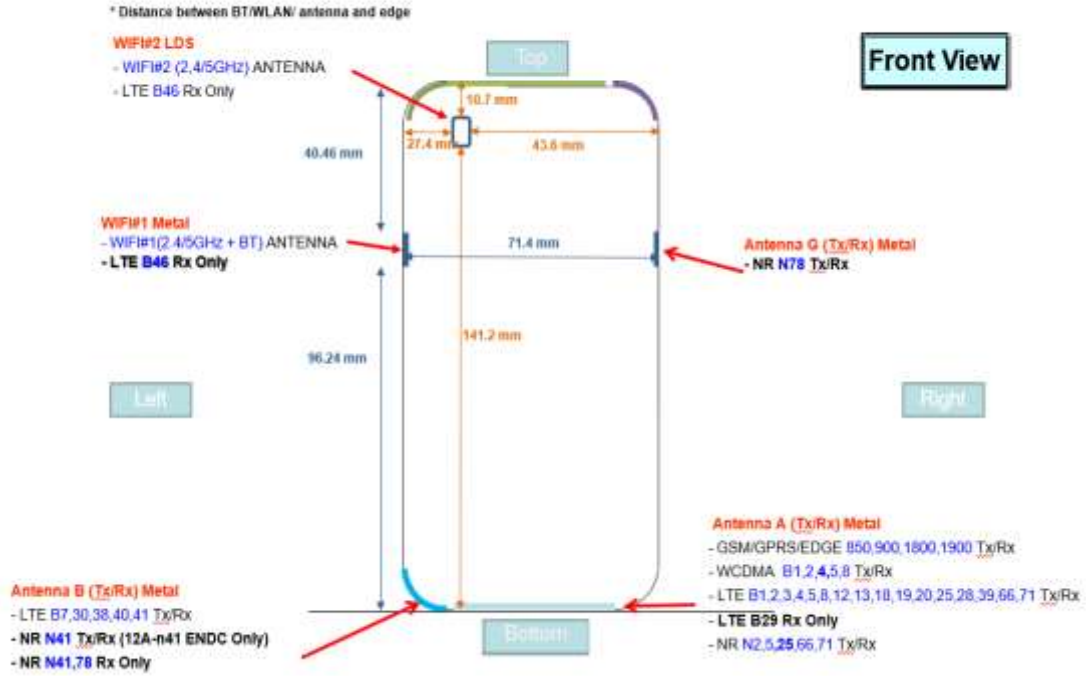
- DUT Antenna Information

* Placement of each antenna



* Diagonal dimension of Display and device







FCC ID:A3LSMG991U

- SAR Test SETUP PHOTOGRAPHS

1. Head
1.1 Left All




1.2 Left Touch / Left Tilt



1.3 Right All



1.4 Right Touch / Right Tilt



2. Body

2.1 Body All




2.2 Body Rear

Distance of 10 mm from the EUT



Distance of 15 mm from the EUT

2.3 Body Front



Distance of 10 mm from the EUT



Distance of 15 mm from the EUT

2.4 Body Left




Distance of 10 mm from the EUT

2.5 Body Right




Distance of 10 mm from the EUT

2.6 Body Bottom



Distance of 10 mm from the EUT

2.7 Body Top



Distance of 10 mm from the EUT

3. Phablet

3.1 Phablet SAR Test Setup Rear



Distance of 0 mm from the EUT

3.2 Phablet SAR Test Setup Front



Distance of 0 mm from the EUT

3.3 Phablet SAR Test Setup Left



Distance of 0 mm from the EUT

3.4 Phablet SAR Test Setup Right



Distance of 0 mm from the EUT

3.5 Phablet SAR Test Setup Bottom



Distance of 0 mm from the EUT

3.6 Phablet SAR Test Setup Top



Distance of 0 mm from the EUT

3.6 Phablet SAR Test Setup Rear




Distance of 8 mm from the EUT

3.8 Phablet SAR Test Setup Front



Distance of 6 mm from the EUT

3.9 Phablet SAR Test Setup Bottom



Distance of 11 mm from the EUT