

Sub6 n77. Low Band Edge Plot (20M BW Ch.647334 BPSK FullRB)(2)



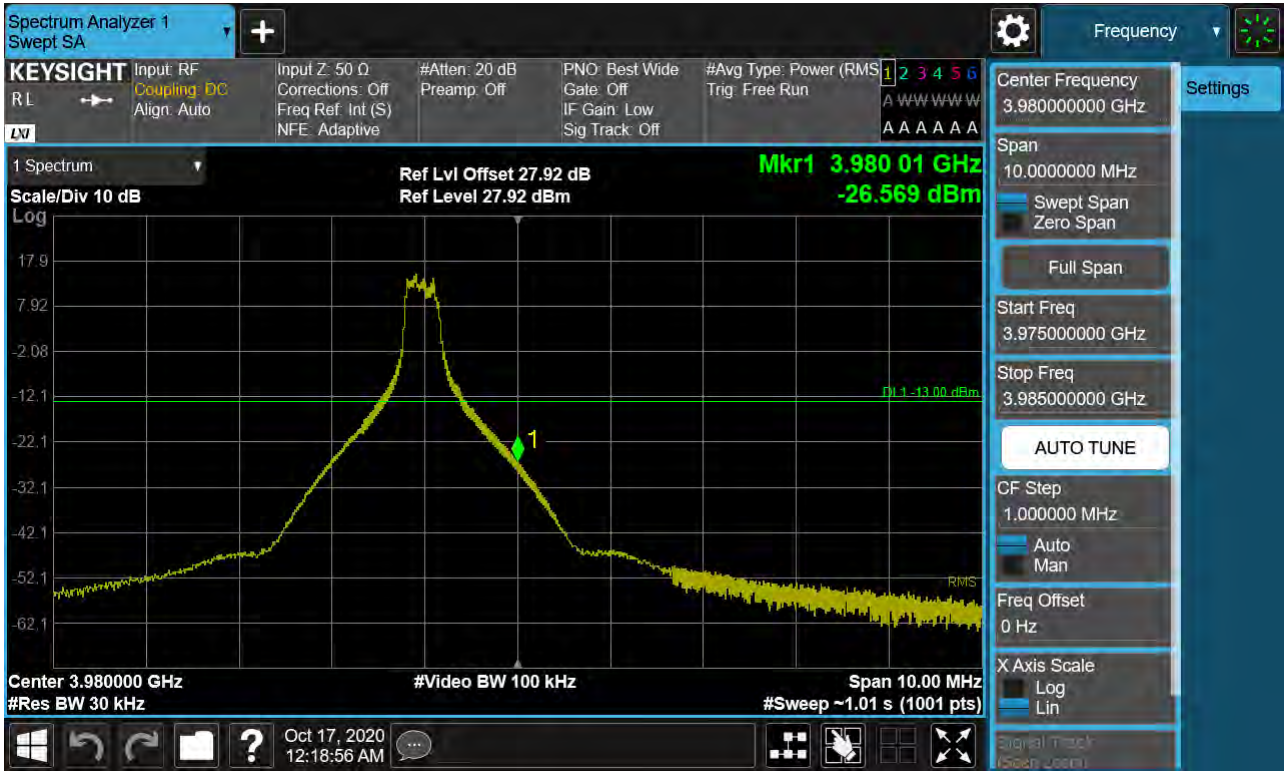
Sub6 n77. Low Band Edge Plot (20M BW Ch.647334 BPSK 1RB)(3)



Sub6 n77. Low Band Edge Plot (20M BW Ch.647334 BPSK FullRB)(3)



Sub6 n77. High Band Edge Plot (20M BW Ch.664666 BPSK 1RB)(1)

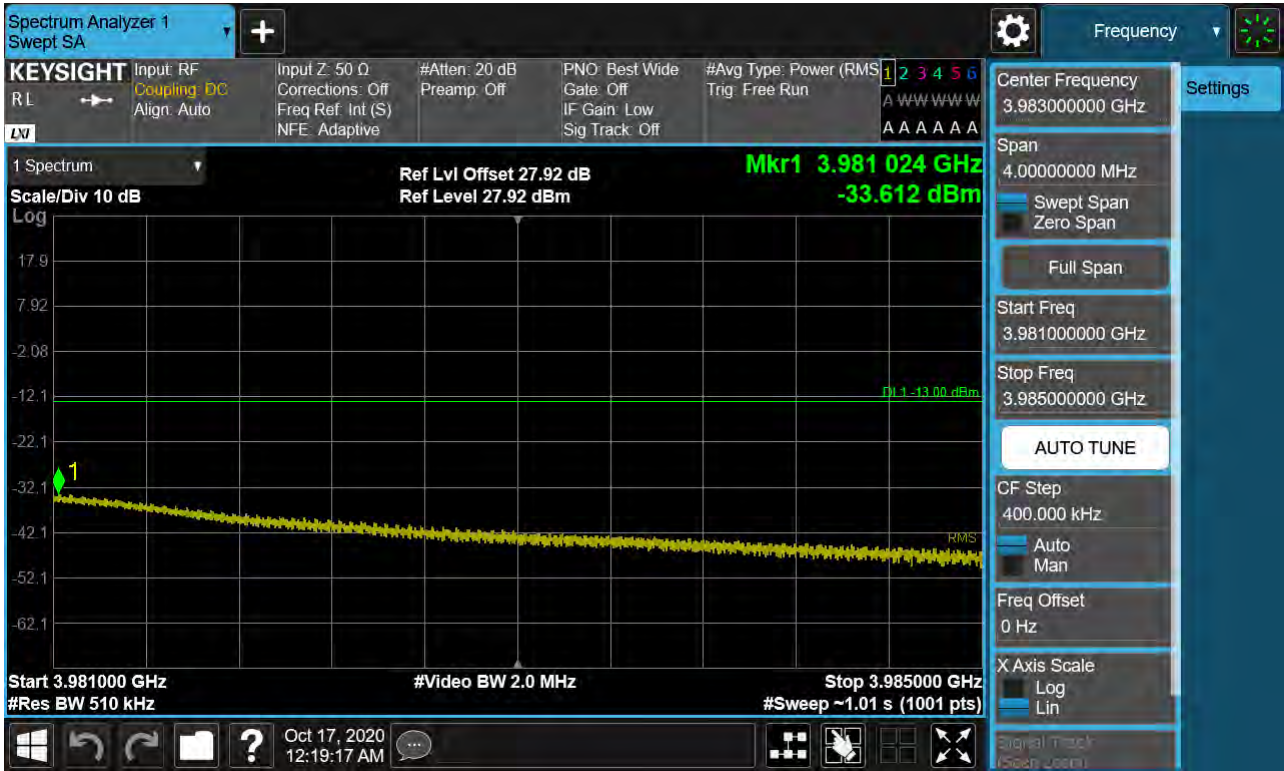




Sub6 n77. High Band Edge Plot (20M BW Ch.664666 BPSK FullRB)(1)



Sub6 n77. High Band Edge Plot (20M BW Ch.664666 BPSK 1RB)(2)



Sub6 n77. High Band Edge Plot (20M BW Ch.664666 BPSK FullRB)(2)



Sub6 n77. High Band Edge Plot (20M BW Ch.664666 BPSK 1RB)(3)





Sub6 n77. High Band Edge Plot (20M BW Ch.664666 BPSK FullRB)(3)



Sub6 n77. Low Band Edge Plot (30M BW Ch.647668 BPSK 1RB)(1)



Sub6 n77. Low Band Edge Plot (30M BW Ch.647668 BPSK FullRB)(1)



Sub6 n77. Low Band Edge Plot (30M BW Ch.647668 BPSK 1RB)(2)





Sub6 n77. Low Band Edge Plot (30M BW Ch.647668 BPSK FullRB)(2)



Sub6 n77. Low Band Edge Plot (30M BW Ch.647668 BPSK 1RB)(3)



Sub6 n77. Low Band Edge Plot (30M BW Ch.647668 BPSK FullRB)(3)



Sub6 n77. High Band Edge Plot (30M BW Ch.664332 BPSK 1RB)(1)

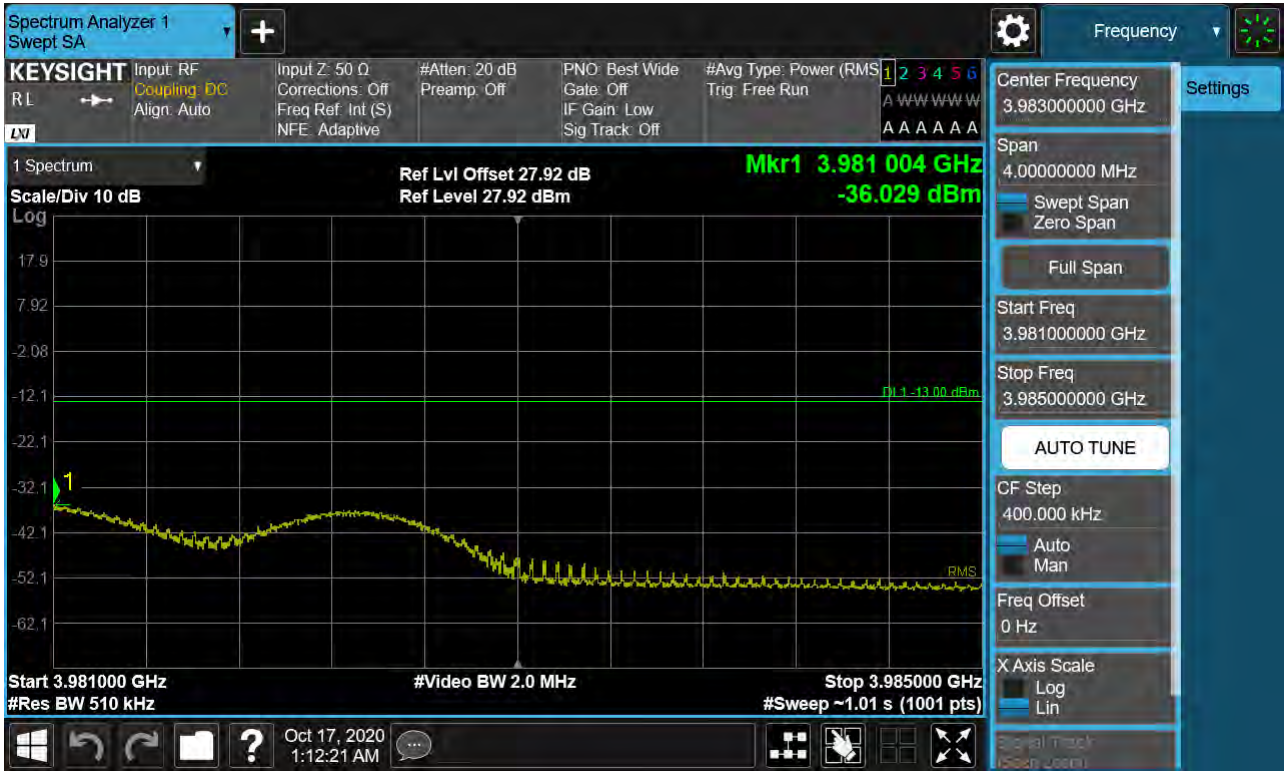




Sub6 n77. High Band Edge Plot (30M BW Ch.664332 BPSK FullRB)(1)



Sub6 n77. High Band Edge Plot (30M BW Ch.664332 BPSK 1RB)(2)



Sub6 n77. High Band Edge Plot (30M BW Ch.664332 BPSK FullRB)(2)



Sub6 n77. High Band Edge Plot (30M BW Ch.664332 BPSK 1RB)(3)





Sub6 n77. High Band Edge Plot (30M BW Ch.664332 BPSK FullRB)(3)



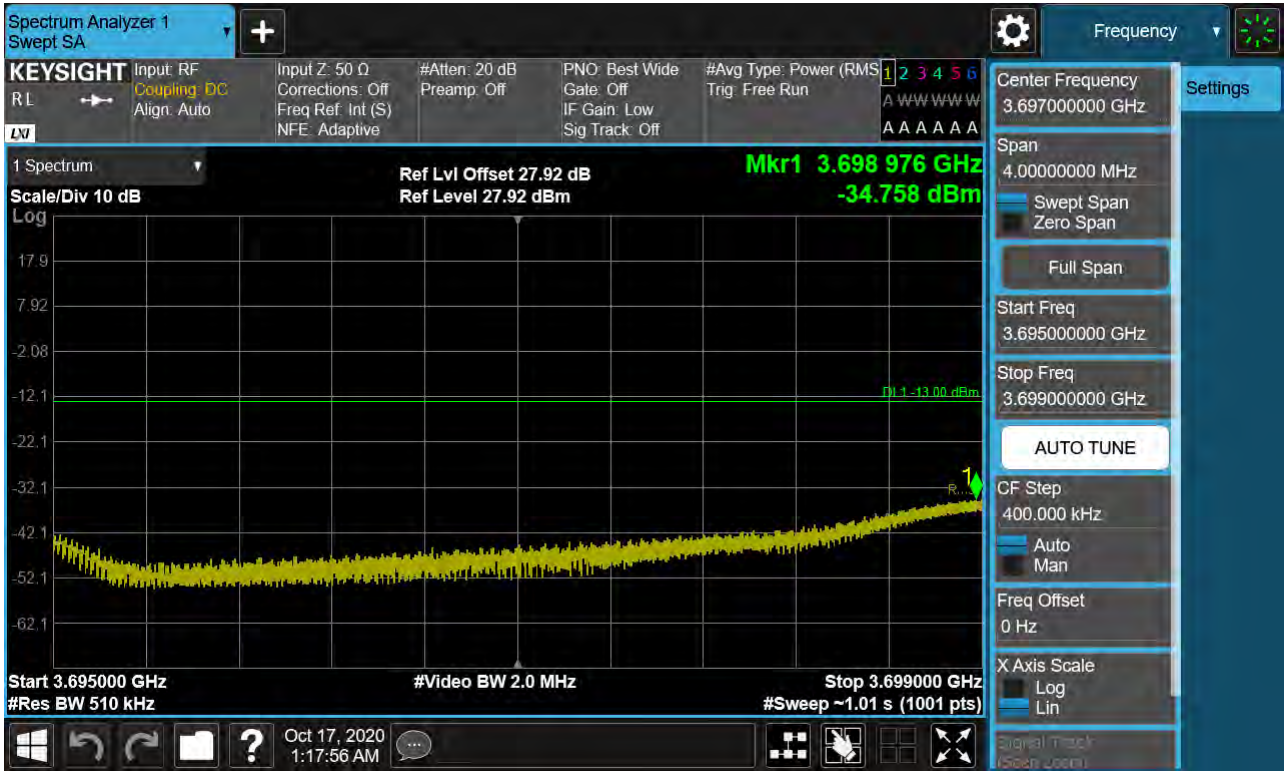
Sub6 n77. Low Band Edge Plot (40M BW Ch.648000 BPSK 1RB)(1)



Sub6 n77. Low Band Edge Plot (40M BW Ch.648000 BPSK FullRB)(1)



Sub6 n77. Low Band Edge Plot (40M BW Ch.648000 BPSK 1RB)(2)





Sub6 n77. Low Band Edge Plot (40M BW Ch.648000 BPSK FullRB)(2)



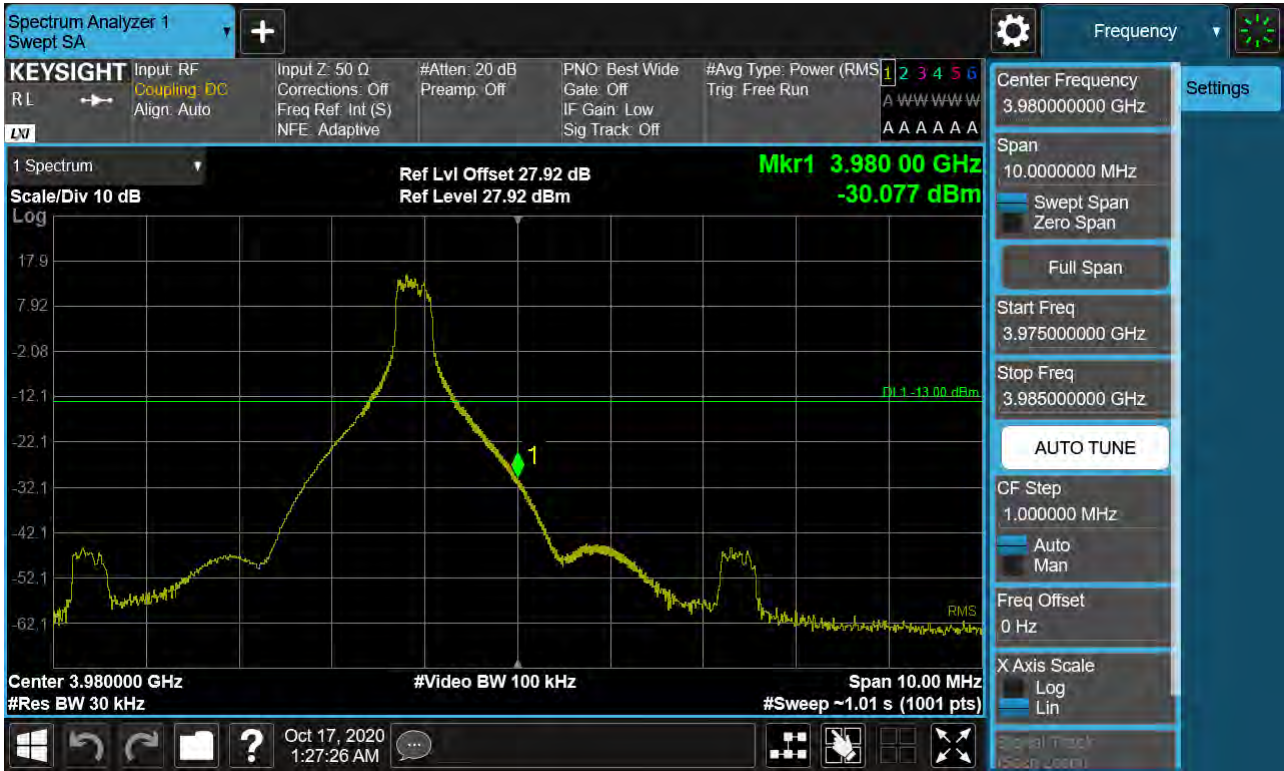
Sub6 n77. Low Band Edge Plot (40M BW Ch.648000 BPSK 1RB)(3)



Sub6 n77. Low Band Edge Plot (40M BW Ch.648000 BPSK FullRB)(3)



Sub6 n77. High Band Edge Plot (40M BW Ch.664000 BPSK 1RB)(1)

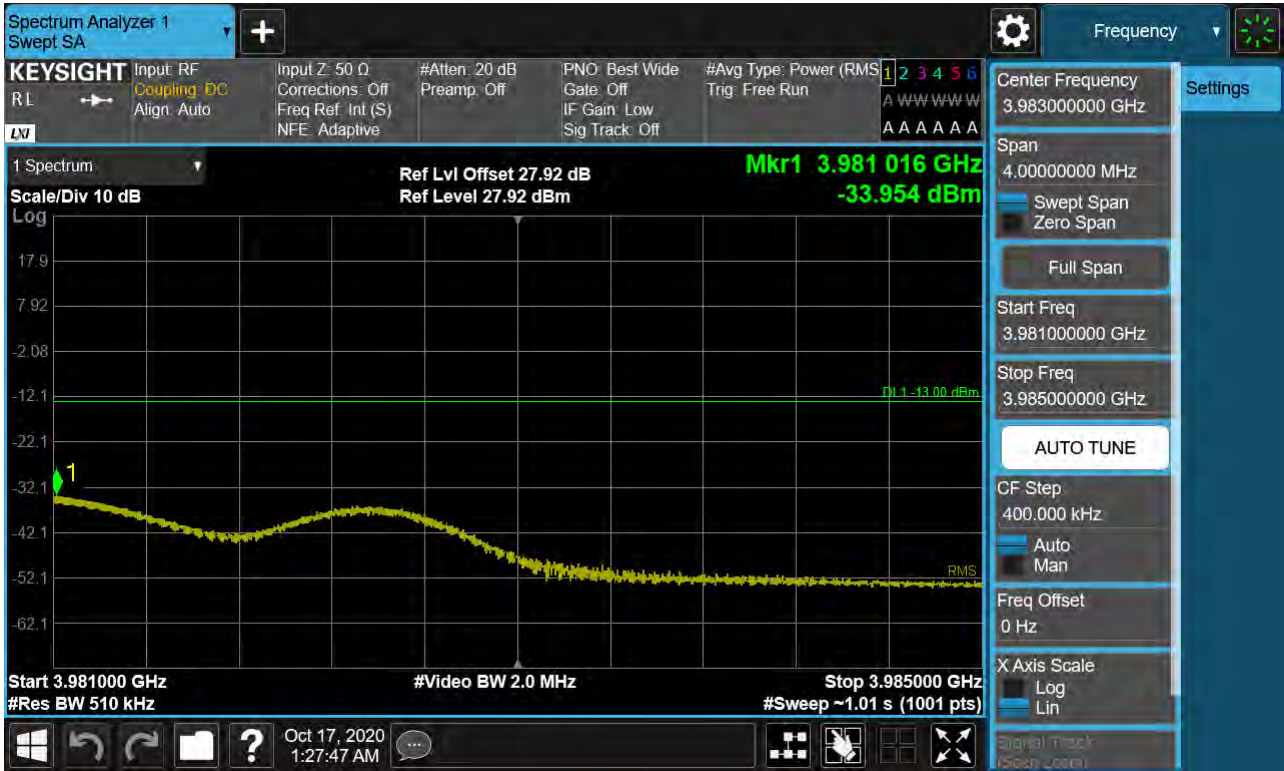




Sub6 n77. High Band Edge Plot (40M BW Ch.664000 BPSK FullRB)(1)



Sub6 n77. High Band Edge Plot (40M BW Ch.664000 BPSK 1RB)(2)



Sub6 n77. High Band Edge Plot (40M BW Ch.664000 BPSK FullRB)(2)



Sub6 n77. High Band Edge Plot (40M BW Ch.664000 BPSK 1RB)(3)





Sub6 n77. High Band Edge Plot (40M BW Ch.664000 BPSK FullRB)(3)



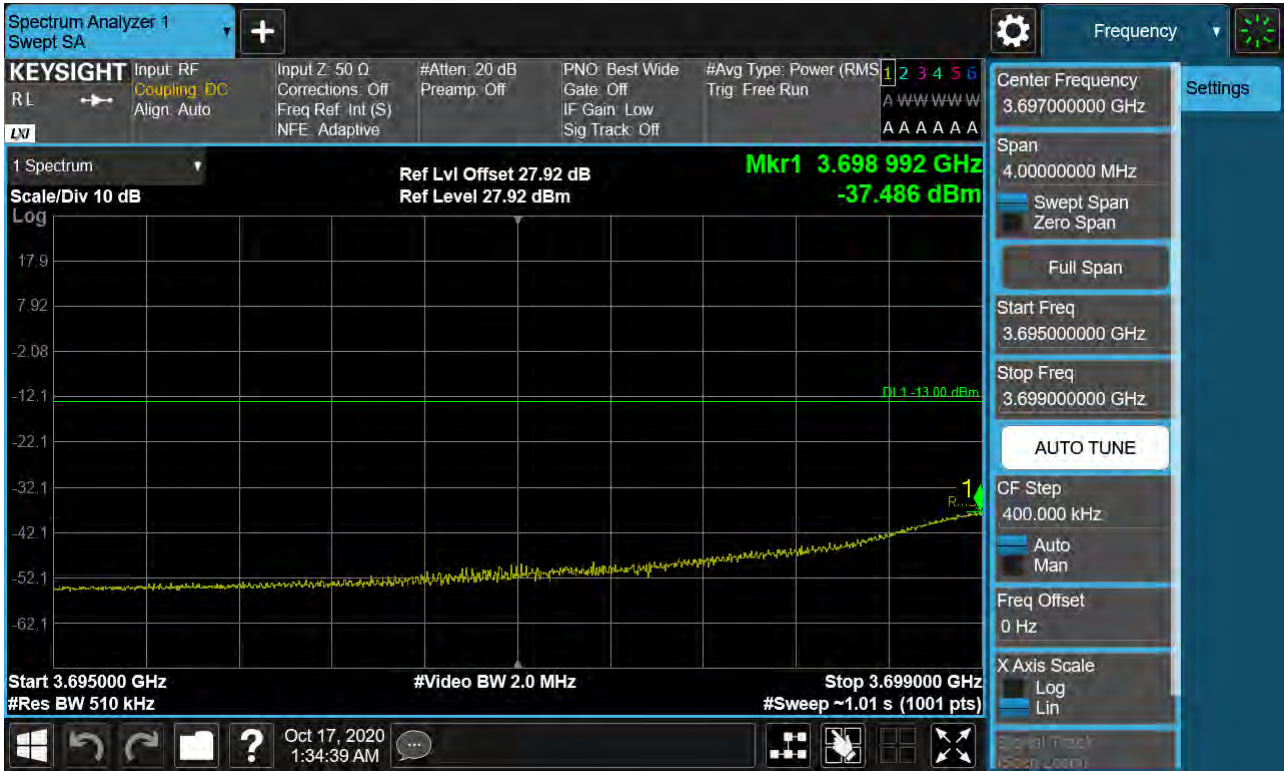
Sub6 n77. Low Band Edge Plot (50M BW Ch.648334 BPSK 1RB)(1)



Sub6 n77. Low Band Edge Plot (50M BW Ch.648334 BPSK FullRB)(1)



Sub6 n77. Low Band Edge Plot (50M BW Ch.648334 BPSK 1RB)(2)

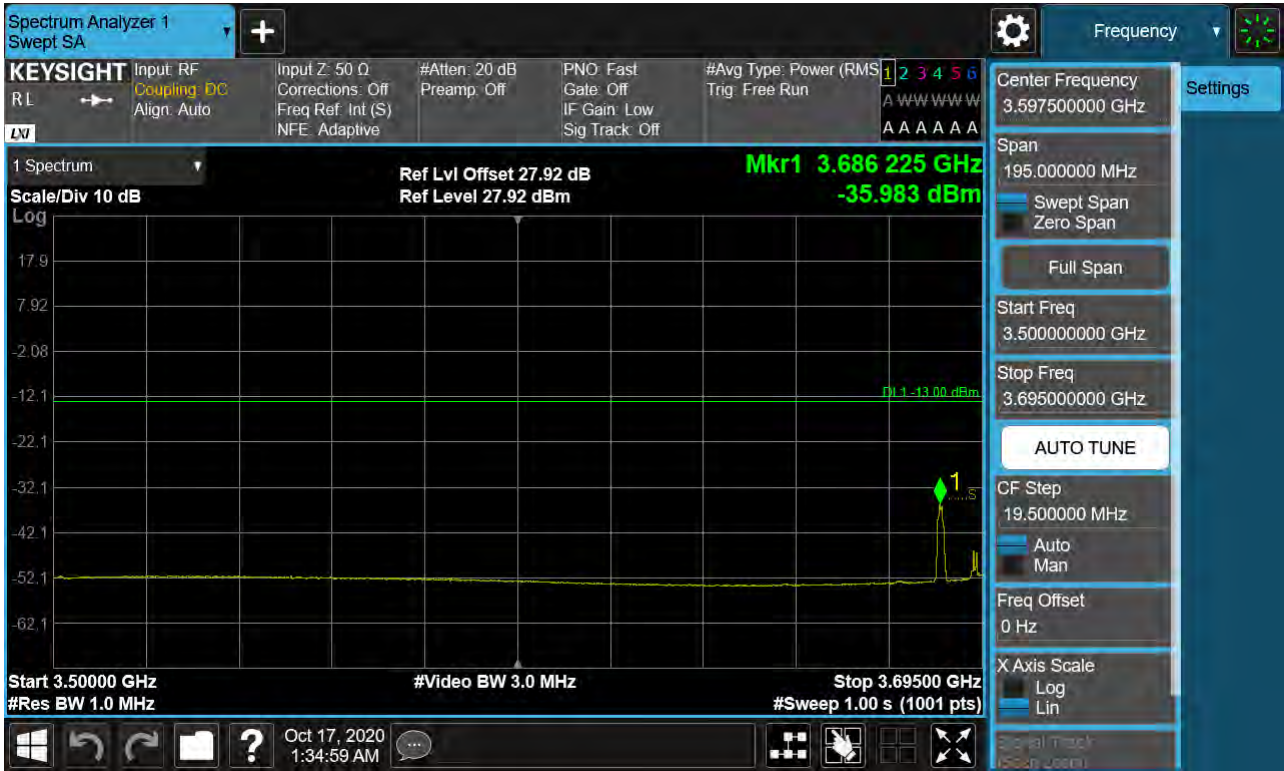




Sub6 n77. Low Band Edge Plot (50M BW Ch.648334 BPSK FullRB)(2)



Sub6 n77. Low Band Edge Plot (50M BW Ch.648334 BPSK 1RB)(3)



Sub6 n77. Low Band Edge Plot (50M BW Ch.648334 BPSK FullRB)(3)



Sub6 n77. High Band Edge Plot (50M BW Ch.663666 BPSK 1RB)(1)

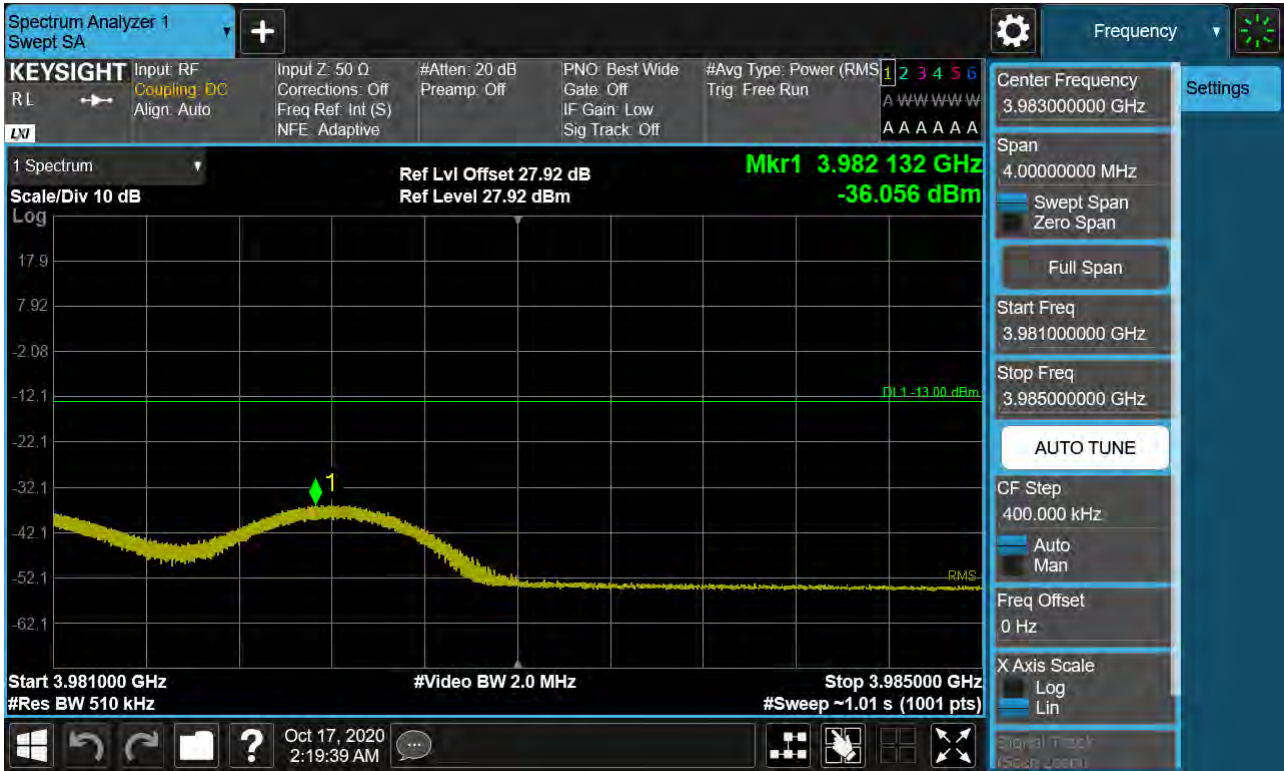




Sub6 n77. High Band Edge Plot (50M BW Ch.663666 BPSK FullRB)(1)



Sub6 n77. High Band Edge Plot (50M BW Ch.663666 BPSK 1RB)(2)



Sub6 n77. High Band Edge Plot (50M BW Ch.663666 BPSK FullRB)(2)



Sub6 n77. High Band Edge Plot (50M BW Ch.663666 BPSK 1RB)(3)





Sub6 n77. High Band Edge Plot (50M BW Ch.663666 BPSK FullRB)(3)



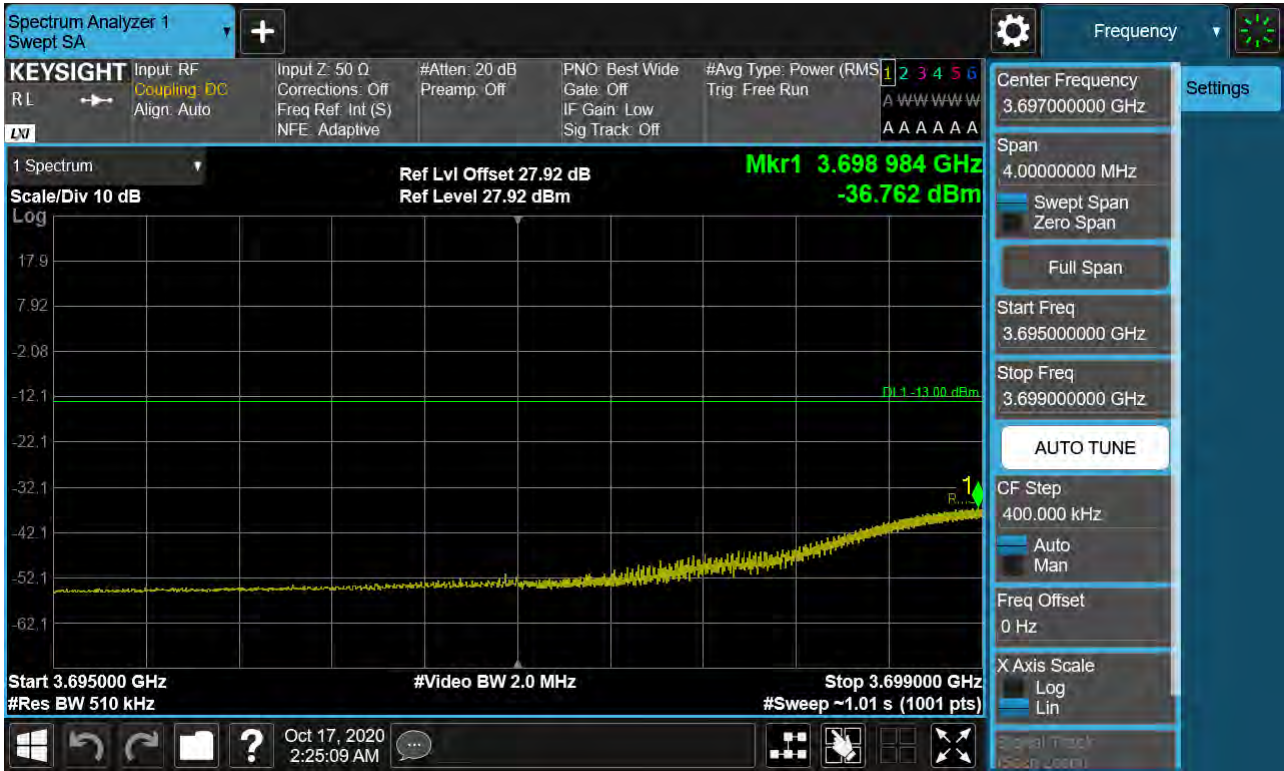
Sub6 n77. Low Band Edge Plot (60M BW Ch.648667 BPSK 1RB)(1)



Sub6 n77. Low Band Edge Plot (60M BW Ch.648667 BPSK FullRB)(1)



Sub6 n77. Low Band Edge Plot (60M BW Ch.648667 BPSK 1RB)(2)

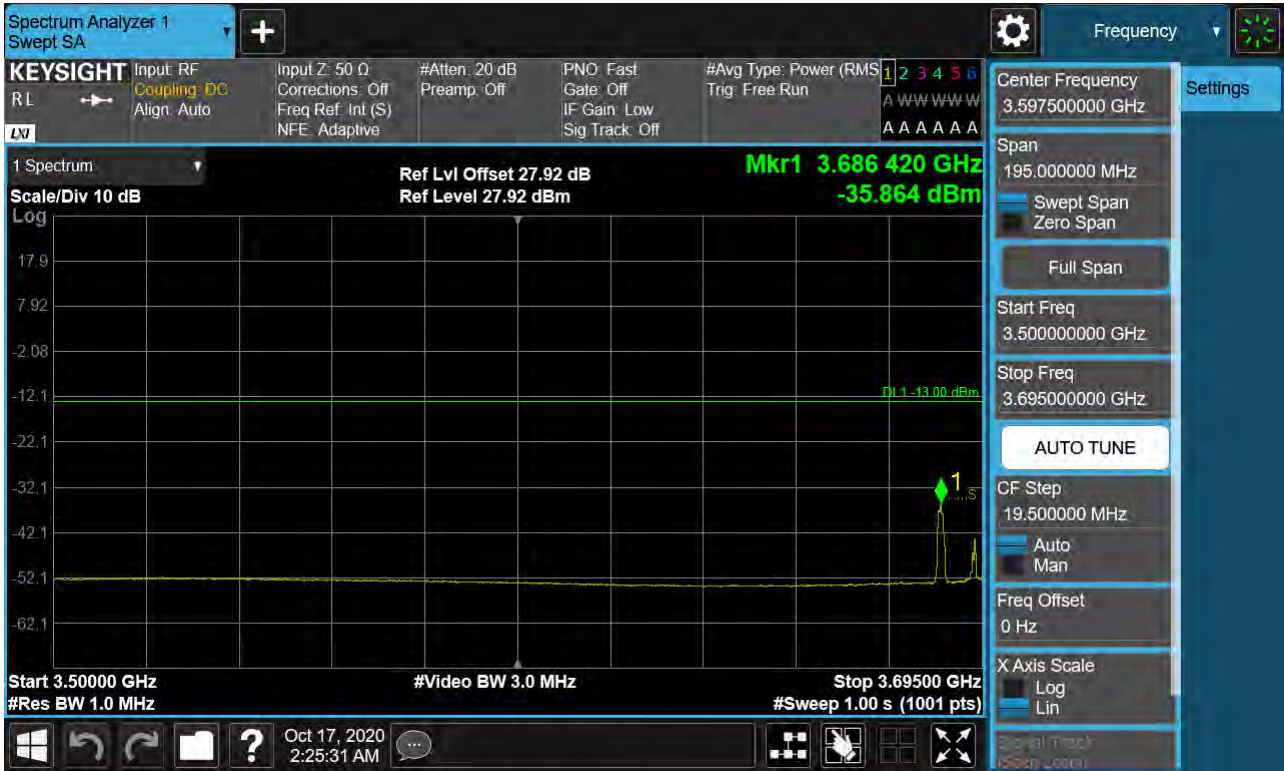




Sub6 n77. Low Band Edge Plot (60M BW Ch.648667 BPSK FullRB)(2)



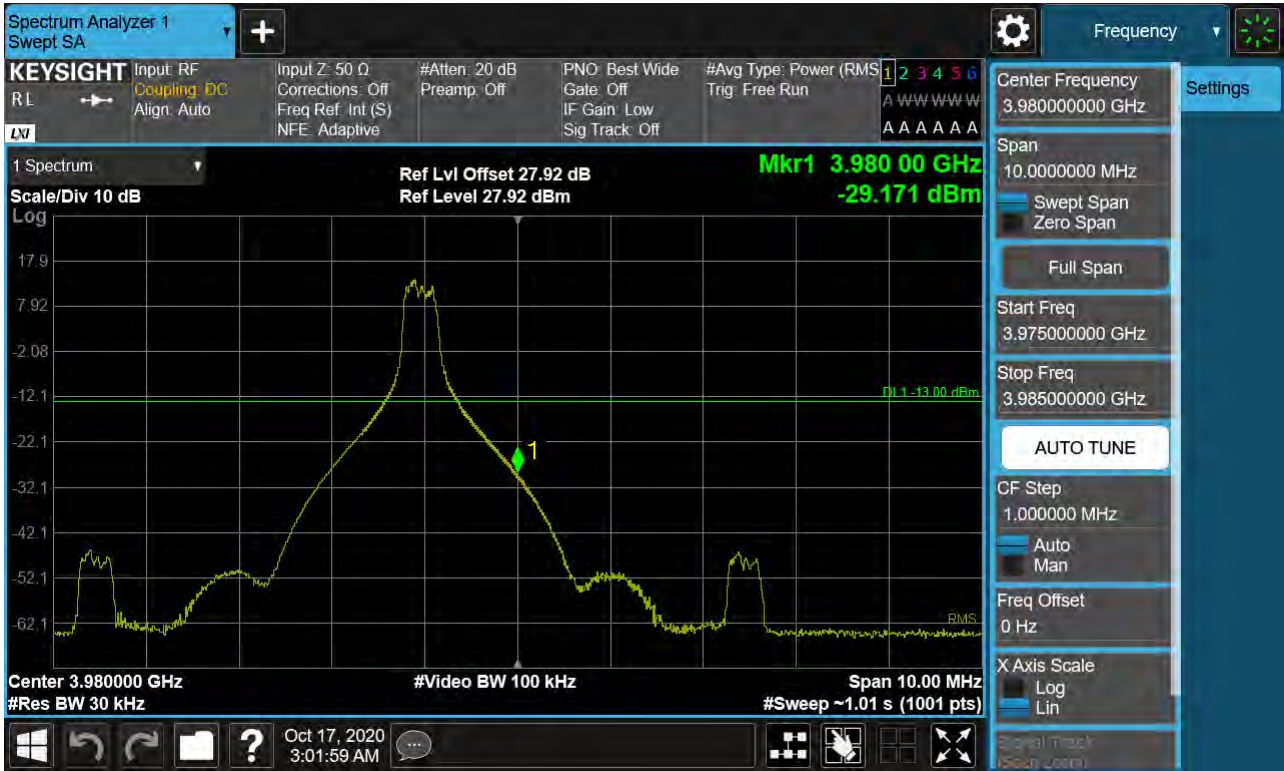
Sub6 n77. Low Band Edge Plot (60M BW Ch.648667 BPSK 1RB)(3)



Sub6 n77. Low Band Edge Plot (60M BW Ch.648667 BPSK FullRB)(3)



Sub6 n77. High Band Edge Plot (60M BW Ch.663333 BPSK 1RB)(1)





Sub6 n77. High Band Edge Plot (60M BW Ch.663333 BPSK FullRB)(1)



Sub6 n77. High Band Edge Plot (60M BW Ch.663333 BPSK 1RB)(2)



Sub6 n77. High Band Edge Plot (60M BW Ch.663333 BPSK FullRB)(2)



Sub6 n77. High Band Edge Plot (60M BW Ch.663333 BPSK 1RB)(3)





Sub6 n77. High Band Edge Plot (60M BW Ch.663333 BPSK FullRB)(3)



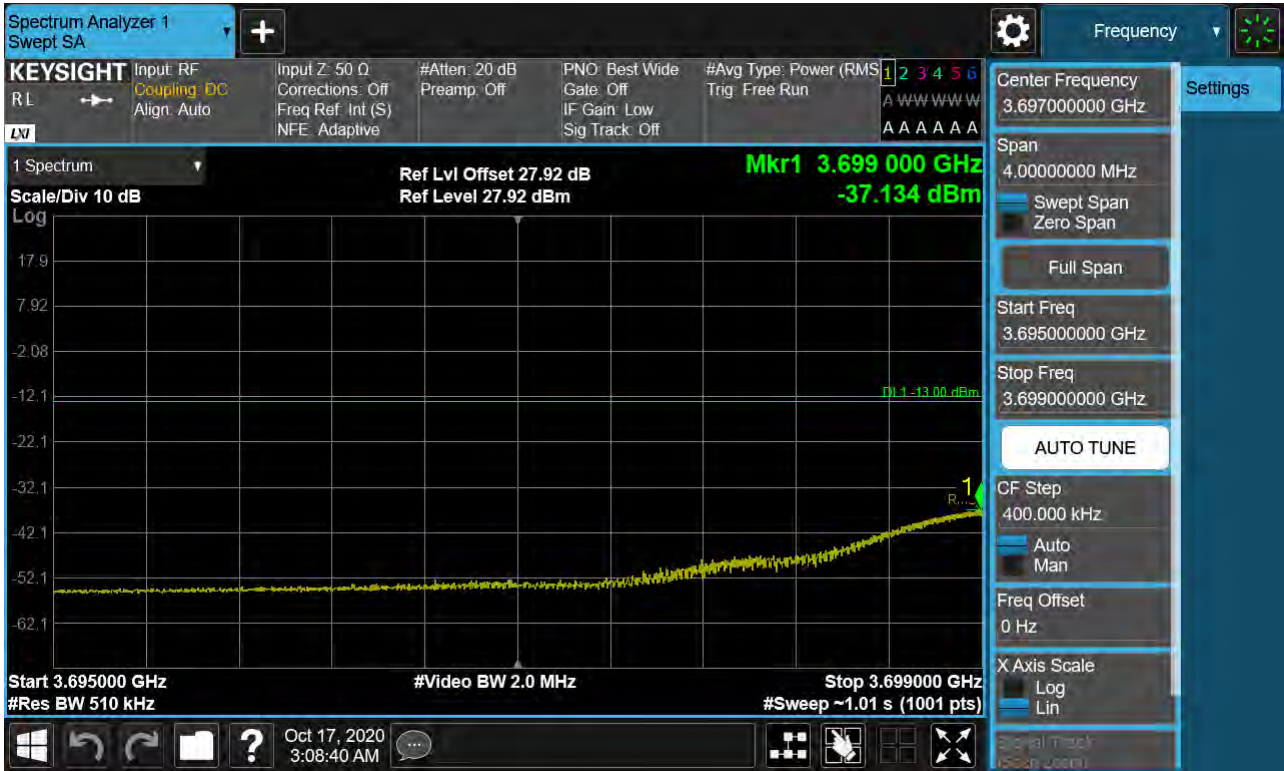
Sub6 n77. Low Band Edge Plot (70M BW Ch.649000 BPSK 1RB)(1)



Sub6 n77. Low Band Edge Plot (70M BW Ch.649000 BPSK FullRB)(1)



Sub6 n77. Low Band Edge Plot (70M BW Ch.649000 BPSK 1RB)(2)





Sub6 n77. Low Band Edge Plot (70M BW Ch.649000 BPSK FullRB)(2)



Sub6 n77. Low Band Edge Plot (70M BW Ch.649000 BPSK 1RB)(3)



Sub6 n77. Low Band Edge Plot (70M BW Ch.649000 BPSK FullRB)(3)



Sub6 n77. High Band Edge Plot (70M BW Ch.663000 BPSK 1RB)(1)





Sub6 n77. High Band Edge Plot (70M BW Ch.663000 BPSK FullRB)(1)



Sub6 n77. High Band Edge Plot (70M BW Ch.663000 BPSK 1RB)(2)



Sub6 n77. High Band Edge Plot (70M BW Ch.663000 BPSK FullRB)(2)



Sub6 n77. High Band Edge Plot (70M BW Ch.663000 BPSK 1RB)(3)

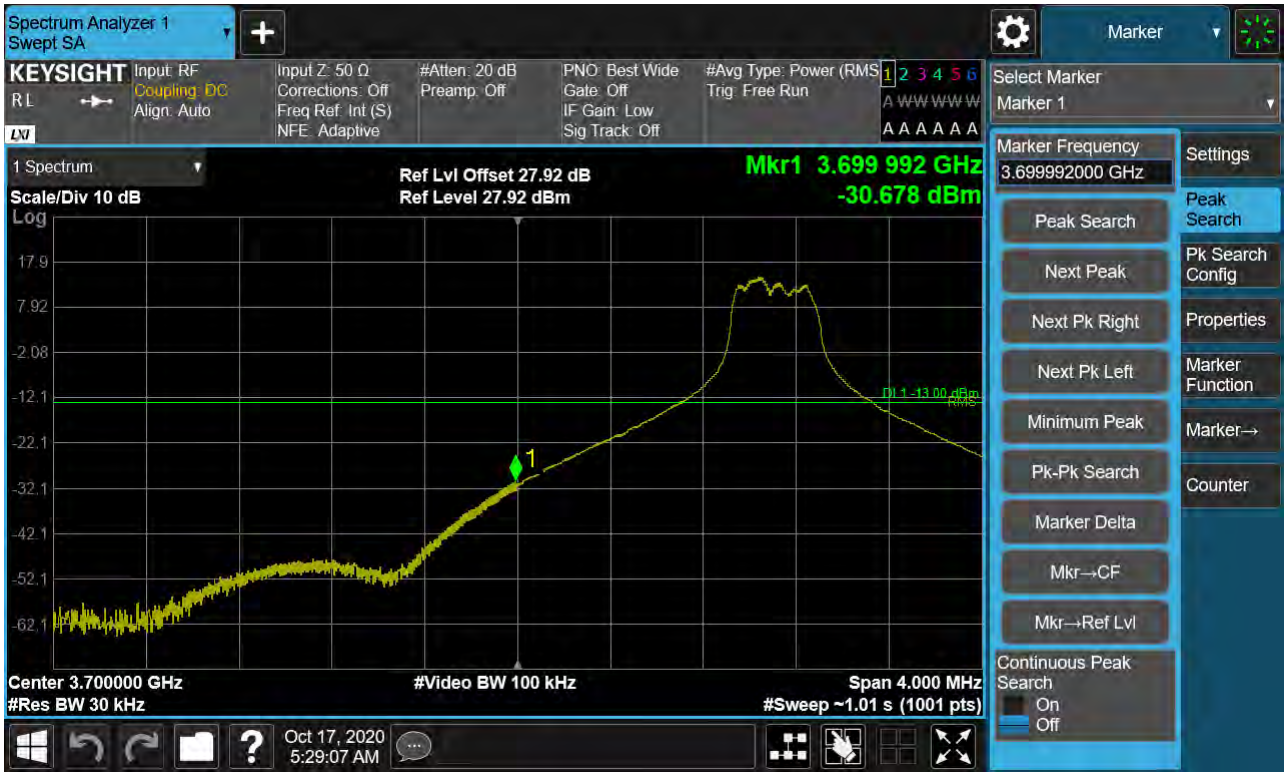




Sub6 n77. High Band Edge Plot (70M BW Ch.663000 BPSK FullRB)(3)



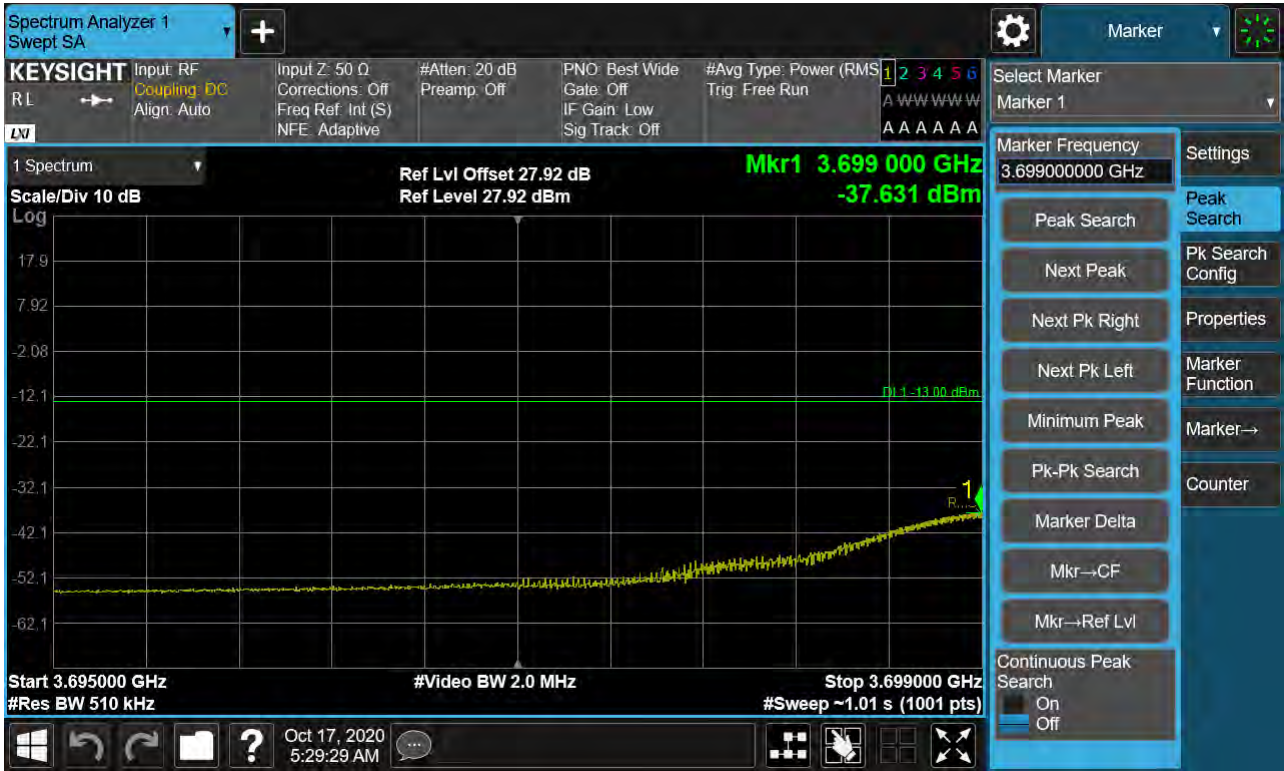
Sub6 n77. Low Band Edge Plot (80M BW Ch.649334 BPSK 1RB)(1)



Sub6 n77. Low Band Edge Plot (80M BW Ch.649334 BPSK FullRB)(1)



Sub6 n77. Low Band Edge Plot (80M BW Ch.649334 BPSK 1RB)(2)





Sub6 n77. Low Band Edge Plot (80M BW Ch.649334 BPSK FullRB)(2)



Sub6 n77. Low Band Edge Plot (80M BW Ch.649334 BPSK 1RB)(3)



Sub6 n77. Low Band Edge Plot (80M BW Ch.649334 BPSK FullIRB)(3)



Sub6 n77. High Band Edge Plot (80M BW Ch.662666 BPSK 1RB)(1)





Sub6 n77. High Band Edge Plot (80M BW Ch.662666 BPSK FullRB)(1)



Sub6 n77. High Band Edge Plot (80M BW Ch.662666 BPSK 1RB)(2)



Sub6 n77. High Band Edge Plot (80M BW Ch.662666 BPSK FullRB)(2)



Sub6 n77. High Band Edge Plot (80M BW Ch.662666 BPSK 1RB)(3)





Sub6 n77. High Band Edge Plot (80M BW Ch.662666 BPSK FullRB)(3)



Sub6 n77. Low Band Edge Plot (90M BW Ch.649667 BPSK 1RB)(1)



Sub6 n77. Low Band Edge Plot (90M BW Ch.649667 BPSK FullRB)(1)



Sub6 n77. Low Band Edge Plot (90M BW Ch.649667 BPSK 1RB)(2)





Sub6 n77. Low Band Edge Plot (90M BW Ch.649667 BPSK FullRB)(2)



Sub6 n77. Low Band Edge Plot (90M BW Ch.649667 BPSK 1RB)(3)



Sub6 n77. Low Band Edge Plot (90M BW Ch.649667 BPSK FullRB)(3)



Sub6 n77. High Band Edge Plot (90M BW Ch.662332 BPSK 1RB)(1)





Sub6 n77. High Band Edge Plot (90M BW Ch.662332 BPSK FullRB)(1)



Sub6 n77. High Band Edge Plot (90M BW Ch.662332 BPSK 1RB)(2)



Sub6 n77. High Band Edge Plot (90M BW Ch.662332 BPSK FullRB)(2)



Sub6 n77. High Band Edge Plot (90M BW Ch.662332 BPSK 1RB)(3)





Sub6 n77. High Band Edge Plot (90M BW Ch.662332 BPSK FullRB)(3)



Sub6 n77. Low Band Edge Plot (100M BW Ch.650000 BPSK 1RB)(1)



Sub6 n77. Low Band Edge Plot (100M BW Ch.650000 BPSK FullRB)(1)



Sub6 n77. Low Band Edge Plot (100M BW Ch.650000 BPSK 1RB)(2)





Sub6 n77. Low Band Edge Plot (100M BW Ch.650000 BPSK FullRB)(2)



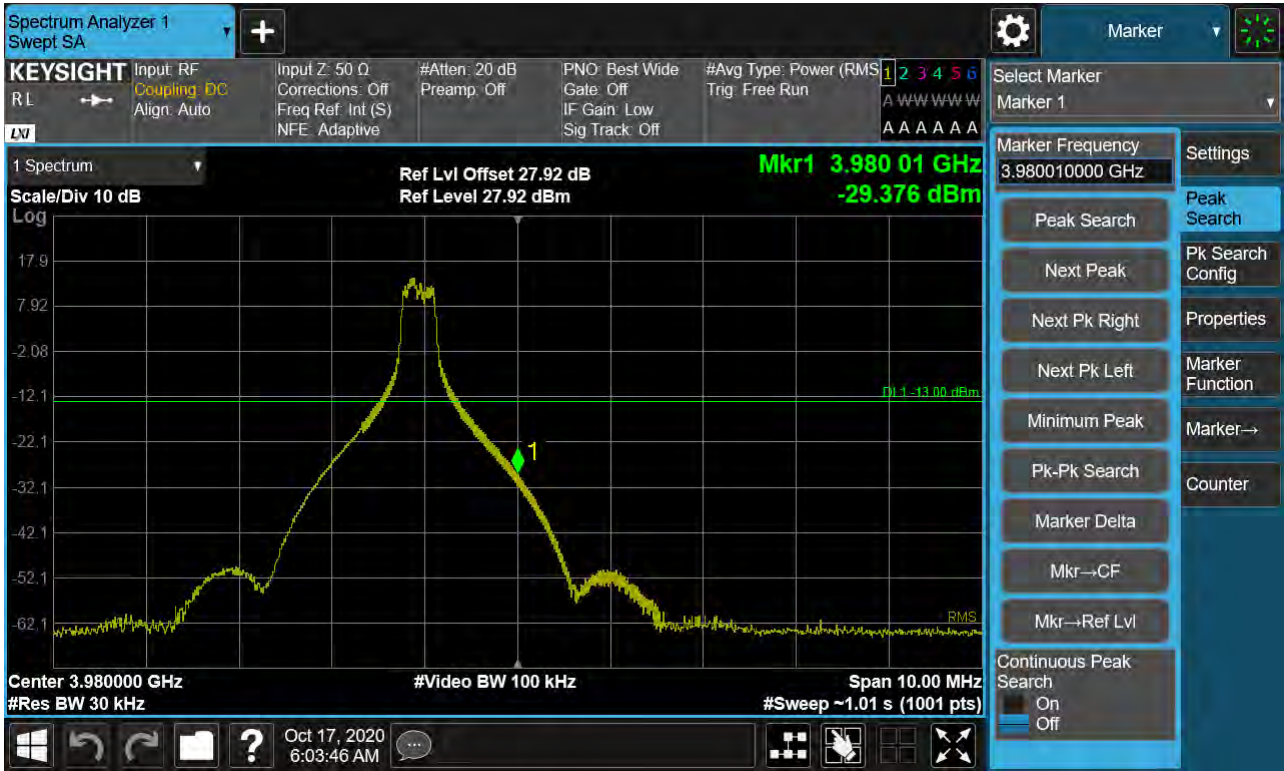
Sub6 n77. Low Band Edge Plot (100M BW Ch.650000 BPSK 1RB)(3)



Sub6 n77. Low Band Edge Plot (100M BW Ch.650000 BPSK FullRB)(3)

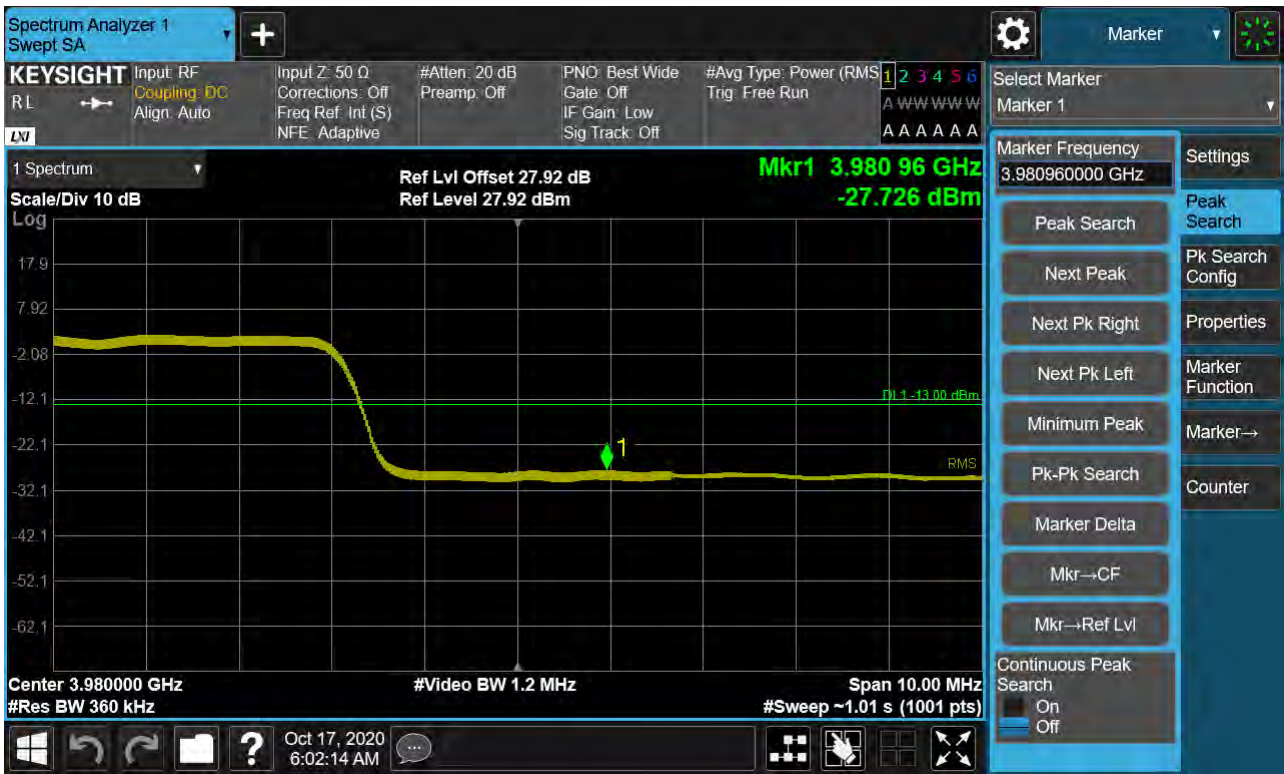


Sub6 n77. High Band Edge Plot (100M BW Ch.662000 BPSK 1RB)(1)

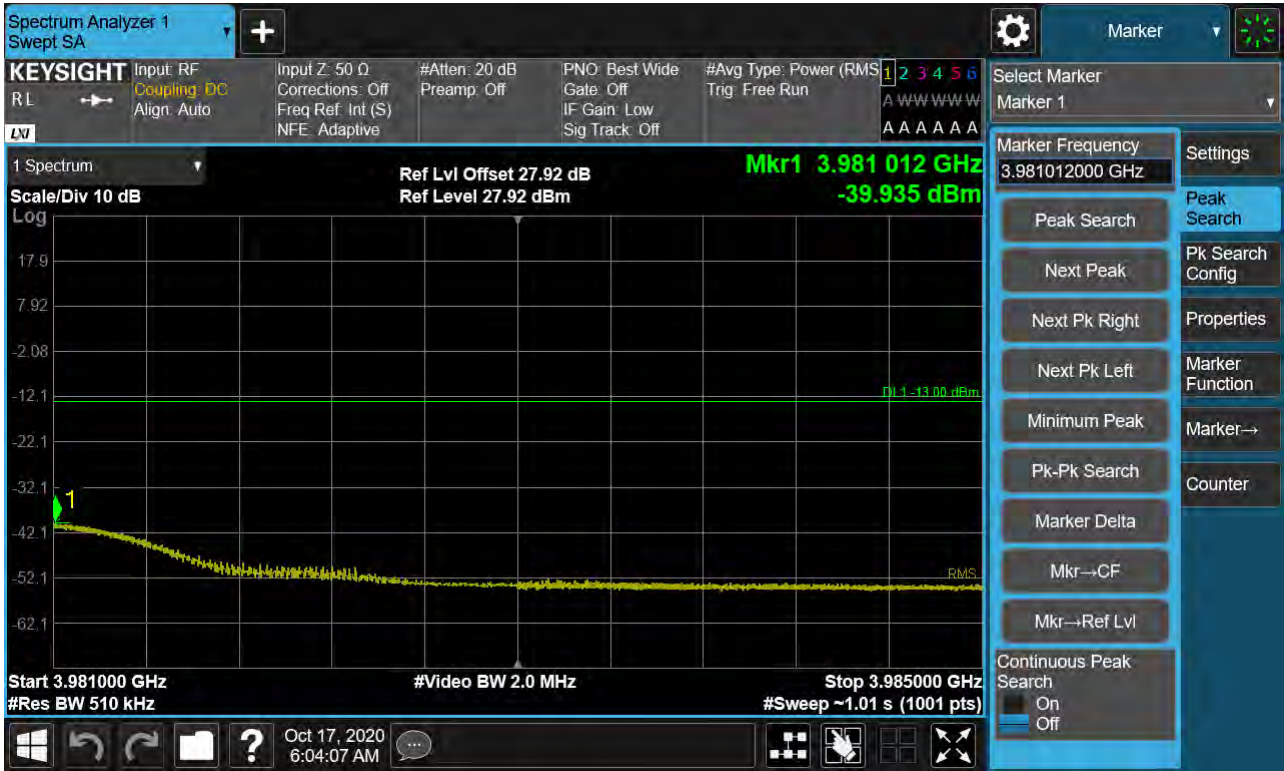




Sub6 n77. High Band Edge Plot (100M BW Ch.662000 BPSK FullRB)(1)



Sub6 n77. High Band Edge Plot (100M BW Ch.662000 BPSK 1RB)(2)



Sub6 n77. High Band Edge Plot (100M BW Ch.662000 BPSK FullRB)(2)



Sub6 n77. High Band Edge Plot (100M BW Ch.662000 BPSK 1RB)(3)

