

- APPENDIX A. Test Setup Photographs -

<<Conducted Disturbance –Front>>

- Mode 1,2,3



- Mode 4



<<Conducted Disturbance – Rear >>

- Mode 1,2,3




- Mode 4



<<Radiated Disturbance for Below 1 GHz –Front>>

- Mode 1, 2




- Mode 3, 4




<<Radiated Disturbance for Below 1 GHz –Rear>>


- Mode 1, 2



- Mode 3, 4



- Mode 5



<<Radiated Disturbance for Above 1 GHz –Front>>


- Mode 1, 2



- Mode 3, 4



- Mode 5



<<Radiated Disturbance for Above 1 GHz –Rear>>


- Mode 1, 2



- Mode 3, 4



- Mode 5



--- End of page ---