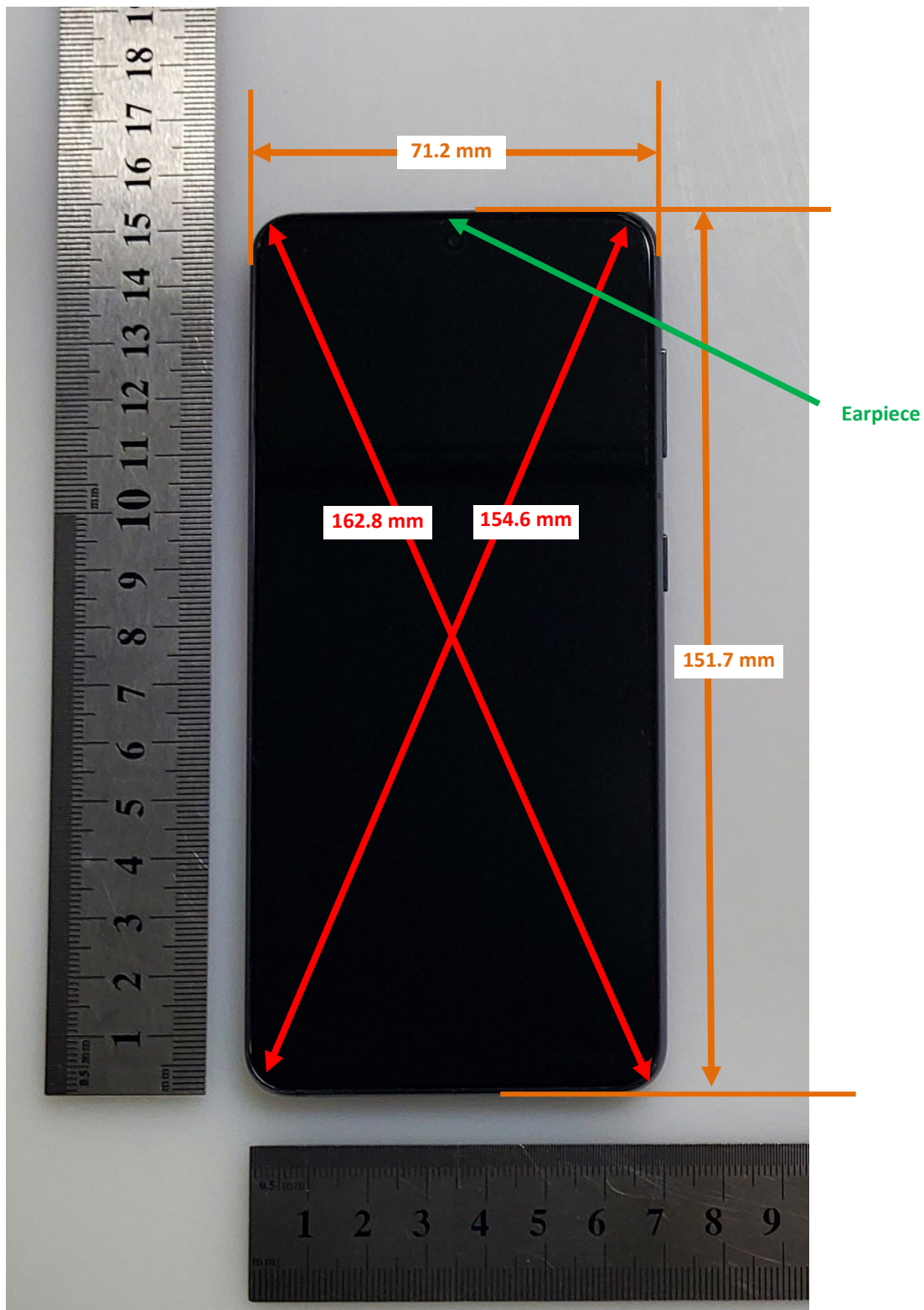


DUT and SAR Set-up Photos

Overall Dimensions



Front View of the DUT



Rear View of the DUT



Setup Photos

Handset Vertical and Horizontal Reference Lines


Vertical
Center Line




Horizontal
Line

Head Exposure Conditions

Left Touch



Left Tilt (15°)



Right Touch



Right Tilt (15°)



Body-worn Accessory & Hotspot mode Exposure Conditions

Rear (15mm)




Front(15mm)




Hotspot Exposure Conditions


Edge 1 (10mm)



Edge 2 (10mm)



Edge 3 (10mm)



Edge 4 (10mm)



Product Specific 10-g Exposure Conditions

Rear (0mm)




Rear (8mm)




Front (0mm)



Front (6mm)




Edge 1 (0mm)




Edge 3 (0mm)




Edge 3 (11mm)



Edge 4 (0mm)



Corner (0mm)



Antenna Dimensions & Separation Distances

(Antennas and wireless bands were indicated only those applied to SAR test.)

- ① Main 1 Ant. / (TX & RX)
 - GSM 850/1900 , WCDMA B5
 - LTE B4/5/12/13
- ② Main 2 Ant. / (TX & RX)
 - LTE B41
- ③ WiFi Ant.1/ (Tx&Rx)
 - 2.4 GHz/5GHz/BT&BLE
- ④ WiFi Ant.2/ (Tx&Rx)
 - 2.4 GHz/5 GHz

