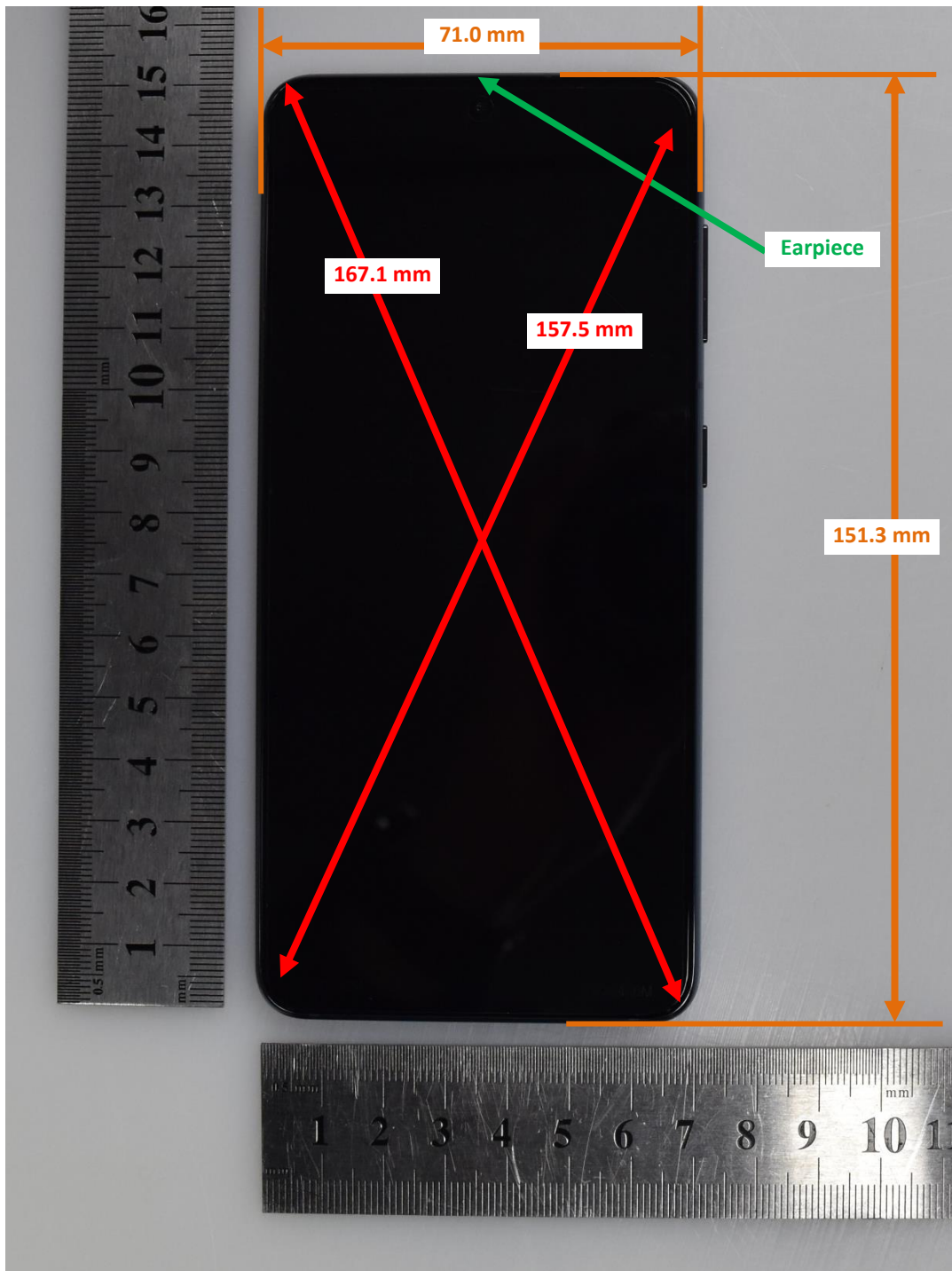


DUT and SAR Set-up Photos

Overall Dimensions



Front View of the DUT



Rear View of the DUT



Setup Photos

Handset Vertical and Horizontal Reference Lines


Vertical
Center Line




Horizontal
Line

Head Exposure Conditions


Left Touch




Left Tilt (15°)



Right Touch




Right Tilt (15°)



Body-worn Accessory Exposure Conditions

Rear (15mm)




Front (15mm)



Hotspot Exposure Conditions

Rear (10mm)



Front(10mm)



Edge 1 (10mm)




Edge 2 (10mm)



Edge 3 (10mm)




Edge 4 (10mm)




Product Specific 10-g Exposure Conditions

Rear (0mm)




Front (0mm)




Rear (8mm)




Front(6mm)



Edge 1 (0mm)



Edge 3 (0mm)



Edge 3 (10mm)



Edge 4 (0mm)



Antenna Dimensions & Separation Distances

(Antennas and wireless bands were indicated only those applied to SAR test.)

- ① Main 1 Ant. / (TX & RX)
 - GSM 850/1900 , WCDMA B2/4/5
 - LTE B2/4/5/12/13/17/25/26/66
 - NR n5/66

- ② Main 2 Ant. / (TX & RX)
 - LTE B41

- ③ WLAN Ant.1/ (Tx&Rx)
 - 2.4 GHz/BT&BLE_WiFi Ant.1
 - 5GHz WiFi Ant.2

- ④ WLAN Ant.2/ (Tx&Rx)
 - 2.4 GHz_WiFi Ant.2
 - 5GHz_WiFi Ant.1

