



HCT Co., Ltd.
74, Seoicheon-ro 578beon-gil, Majang-myeon, Icheon-si, Gyeonggi-do, 17383
KOREA Tel. +82 31 634 6300 Fax. +82 31 645 6401

FCC ID: A3LSMG990U2

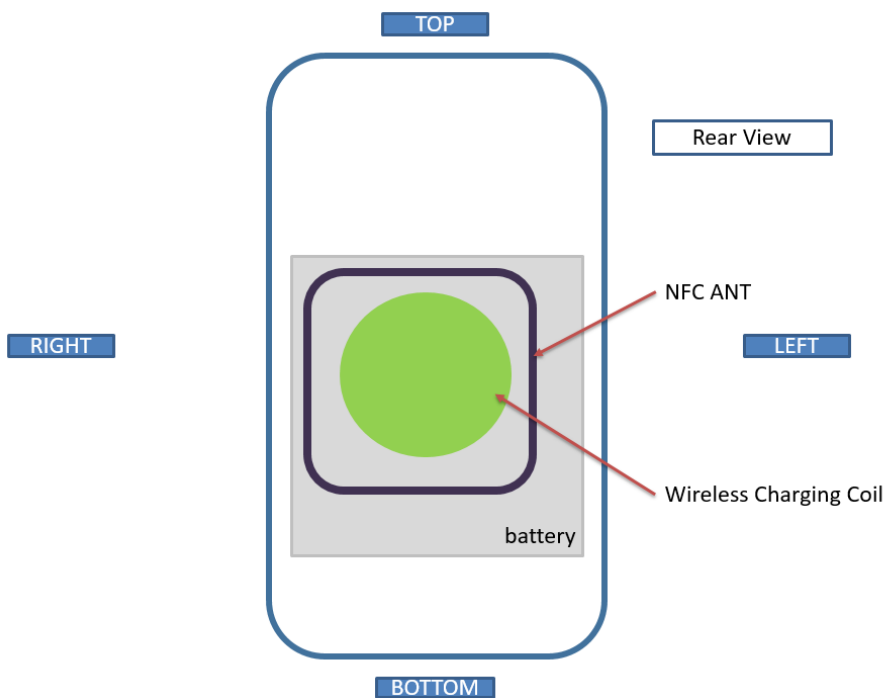
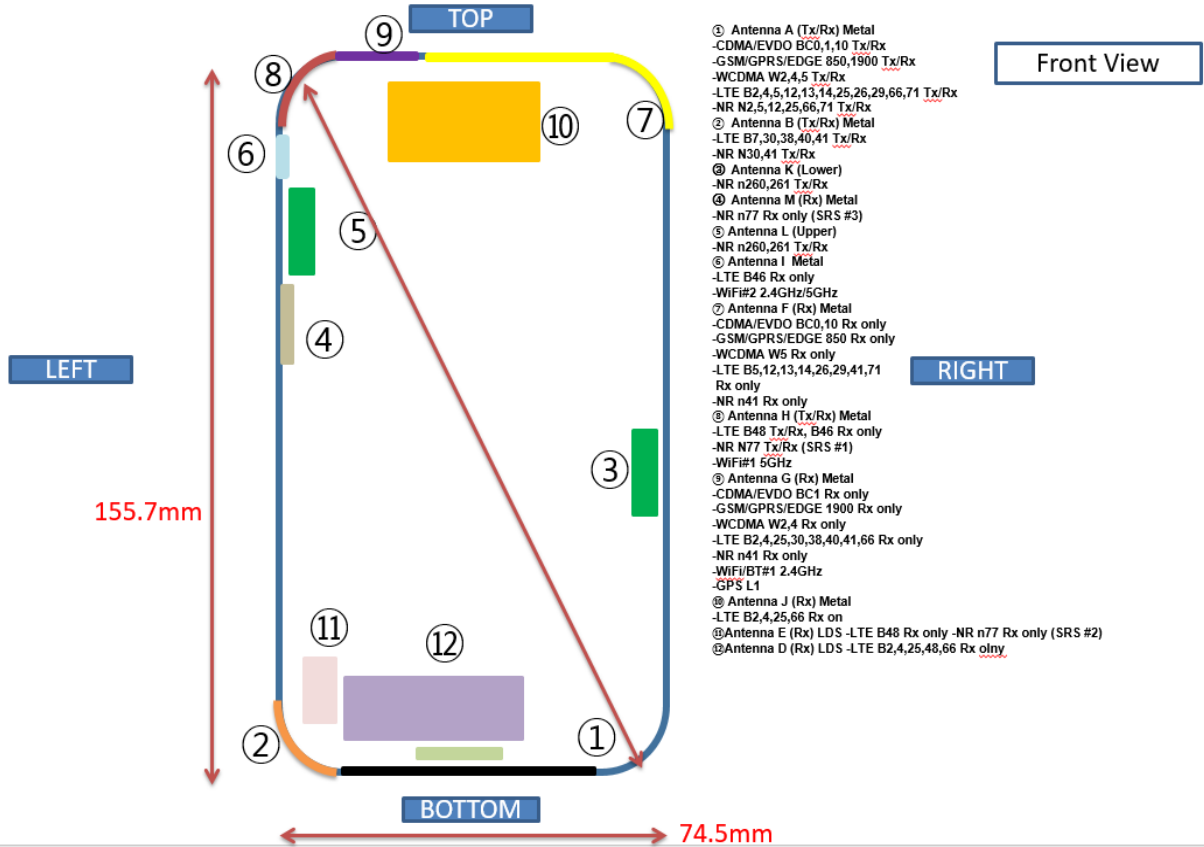
Appendix A.

- DUT Antenna Information and SAR Test SETUP PHOTOGRAPHS

REVISION HISTORY

Revision No.	Date of Issue	Description
0	May 13, 2022	Initial Release

- DUT Antenna Information





- SAR Test SETUP PHOTOGRAPHS


1. Head 1.1 Left All




1.2 Left Touch / Left Tilt



1.3 Right All




1.4 Right Touch / Right Tilt




2. Body


2.1 Body All



2.2 Body Rear




Distance of 10 mm from the EUT




Distance of 15 mm from the EUT

2.3 Body Front



Distance of 10 mm from the EUT



Distance of 15 mm from the EUT

2.4 Body Left




Distance of 10 mm from the EUT

2.5 Body Right




Distance of 10 mm from the EUT

2.6 Body Top



Distance of 10 mm from the EUT


2.7 Body Bottom



Distance of 10 mm from the EUT


3. Phablet

3.1 Phablet SAR Test Setup Rear




Distance of 0 mm from the EUT

3.2 Phablet SAR Test Setup Front



Distance of 0 mm from the EUT

3.3 Phablet SAR Test Setup Left




Distance of 0 mm from the EUT

3.4 Phablet SAR Test Setup Right



Distance of 0 mm from the EUT

3.5 Phablet SAR Test Setup Top




Distance of 0 mm from the EUT

3.6 Phablet SAR Test Setup Bottom




Distance of 0 mm from the EUT

3.7 Phablet SAR Test Setup Rear




Distance of 8 mm from the EUT

3.8 Phablet SAR Test Setup Front



Distance of 6 mm from the EUT

3.9 Phablet SAR Test Setup Bottom



Distance of 13 mm from the EUT