

Sub6 n66. Conducted Spurious Plot\_1 (349000ch\_5MHz\_BPSK\_RB 1\_1)



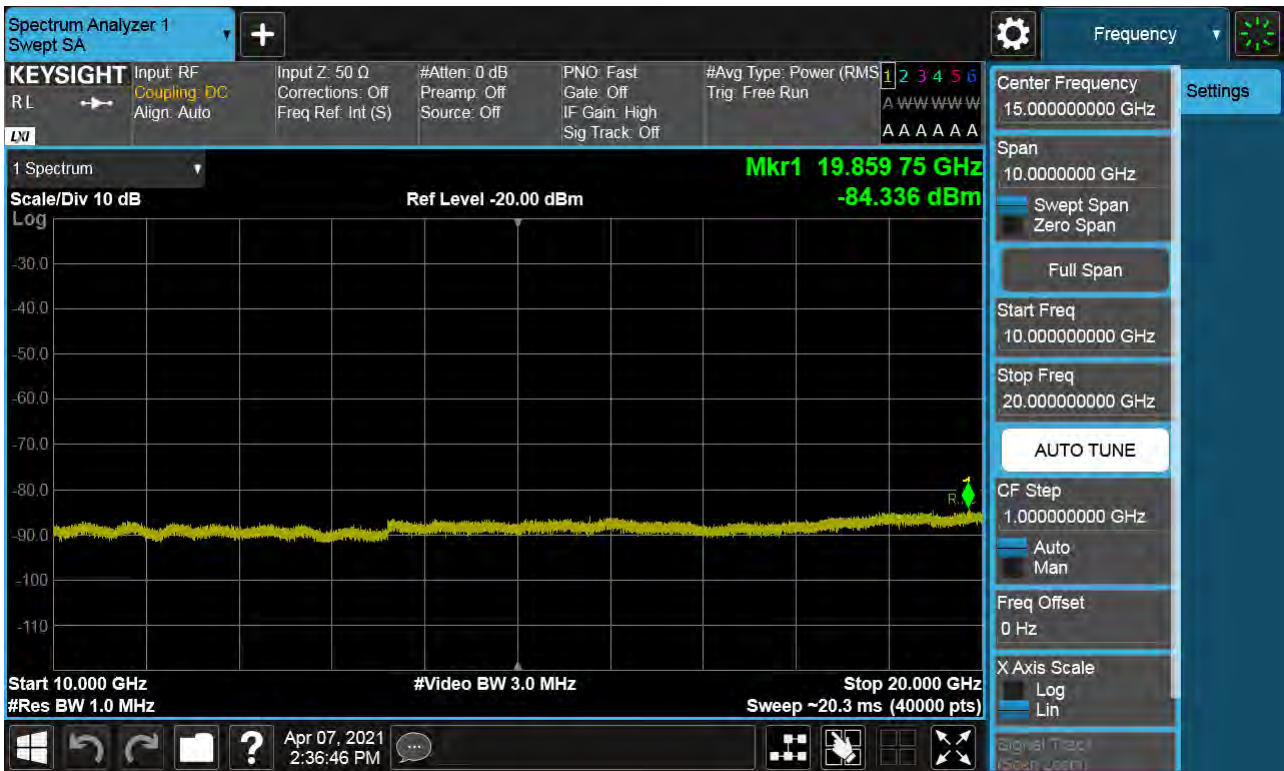
Sub6 n66. Conducted Spurious Plot\_2 (349000ch\_5MHz\_BPSK\_RB 1\_1)



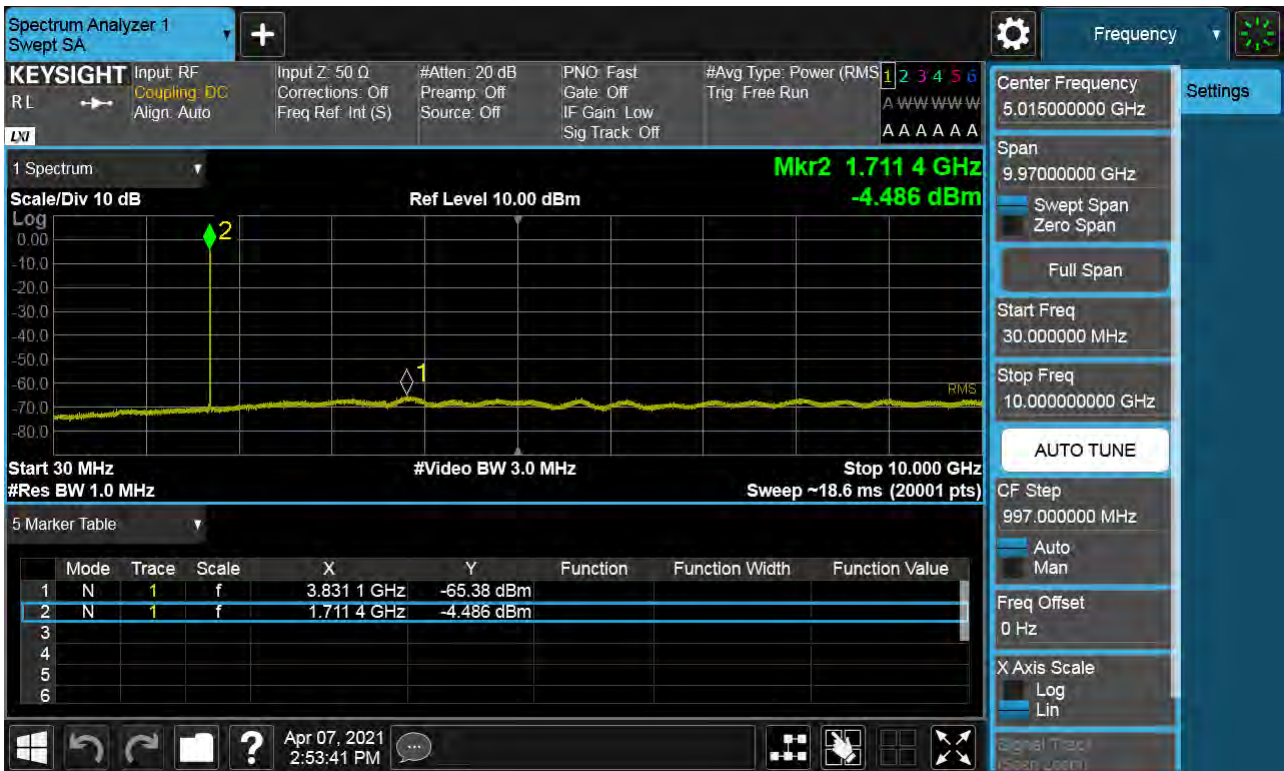
Sub6 n66. Conducted Spurious Plot\_1 (355500ch\_5MHz\_BPSK\_RB 1\_1)



Sub6 n66. Conducted Spurious Plot\_2 (355500ch\_5MHz\_BPSK\_RB 1\_1)



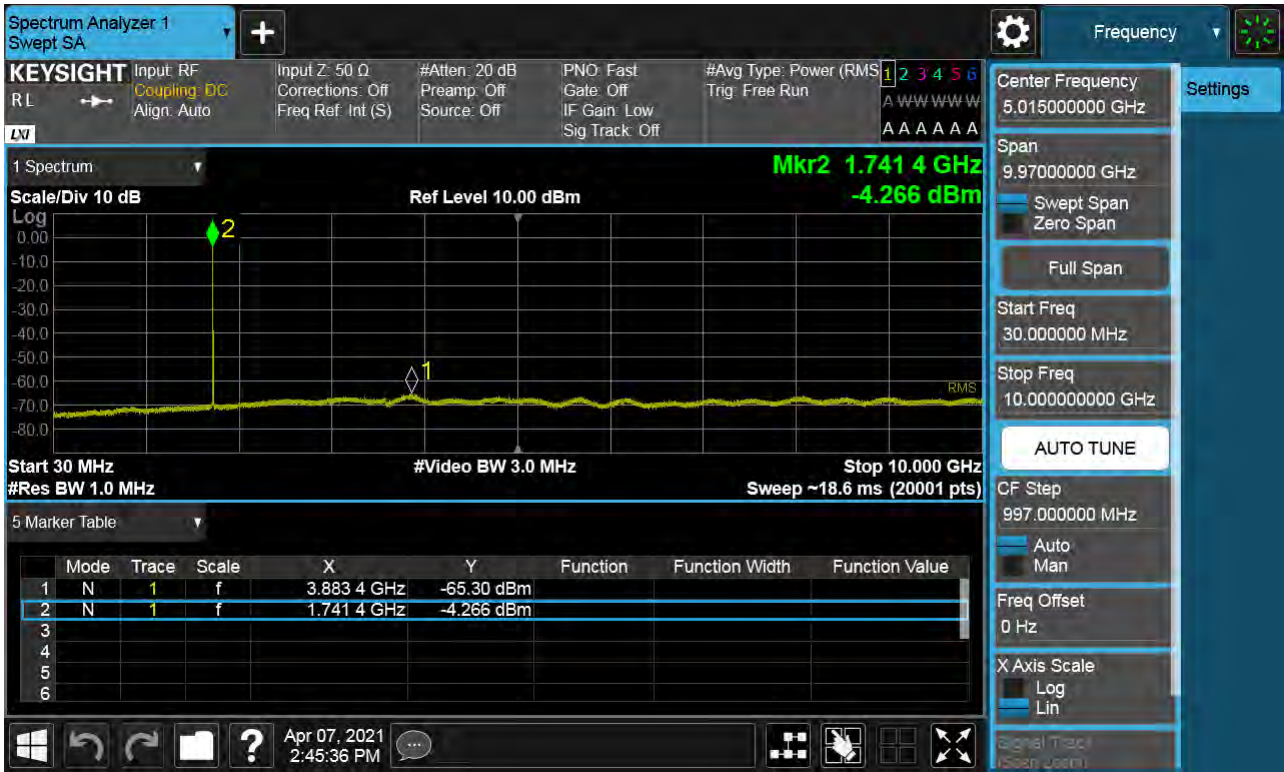
Sub6 n66. Conducted Spurious Plot\_1 (343000ch\_10MHz\_BPSK\_RB 1\_1)



Sub6 n66. Conducted Spurious Plot\_2 (343000ch\_10MHz\_BPSK\_RB 1\_1)



Sub6 n66. Conducted Spurious Plot\_1 (349000ch\_10MHz\_BPSK\_RB 1\_1)



Sub6 n66. Conducted Spurious Plot\_2 (349000ch\_10MHz\_BPSK\_RB 1\_1)





Sub6 n66. Conducted Spurious Plot\_1 (355000ch\_10MHz\_BPSK\_RB 1\_1)



Sub6 n66. Conducted Spurious Plot\_2 (355000ch\_10MHz\_BPSK\_RB 1\_1)



Sub6 n66. Conducted Spurious Plot\_1 (343500ch\_15MHz\_BPSK\_RB 1\_1)



Sub6 n66. Conducted Spurious Plot\_2 (343500ch\_15MHz\_BPSK\_RB 1\_1)



Sub6 n66. Conducted Spurious Plot\_1 (349000ch\_15MHz\_BPSK\_RB 1\_1)



Sub6 n66. Conducted Spurious Plot\_2 (349000ch\_15MHz\_BPSK\_RB 1\_1)



Sub6 n66. Conducted Spurious Plot\_1 (354500ch\_15MHz\_BPSK\_RB 1\_1)



Sub6 n66. Conducted Spurious Plot\_2 (354500ch\_15MHz\_BPSK\_RB 1\_1)





Sub6 n66. Conducted Spurious Plot\_1 (344000ch\_20MHz\_BPSK\_RB 1\_1)





Sub6 n66. Conducted Spurious Plot\_1 (349000ch\_20MHz\_BPSK\_RB 1\_1)



Sub6 n66. Conducted Spurious Plot\_2 (349000ch\_20MHz\_BPSK\_RB 1\_1)



Sub6 n66. Conducted Spurious Plot\_1 (354000ch\_20MHz\_BPSK\_RB 1\_1)



Sub6 n66. Conducted Spurious Plot\_2 (354000ch\_20MHz\_BPSK\_RB 1\_1)



Sub6 n66. Conducted Spurious Plot\_1 (345000ch\_30MHz\_BPSK\_RB 1\_1)



Sub6 n66. Conducted Spurious Plot\_2 (345000ch\_30MHz\_BPSK\_RB 1\_1)





Sub6 n66. Conducted Spurious Plot\_1 (349000ch\_30MHz\_BPSK\_RB 1\_1)



Sub6 n66. Conducted Spurious Plot\_2 (349000ch\_30MHz\_BPSK\_RB 1\_1)



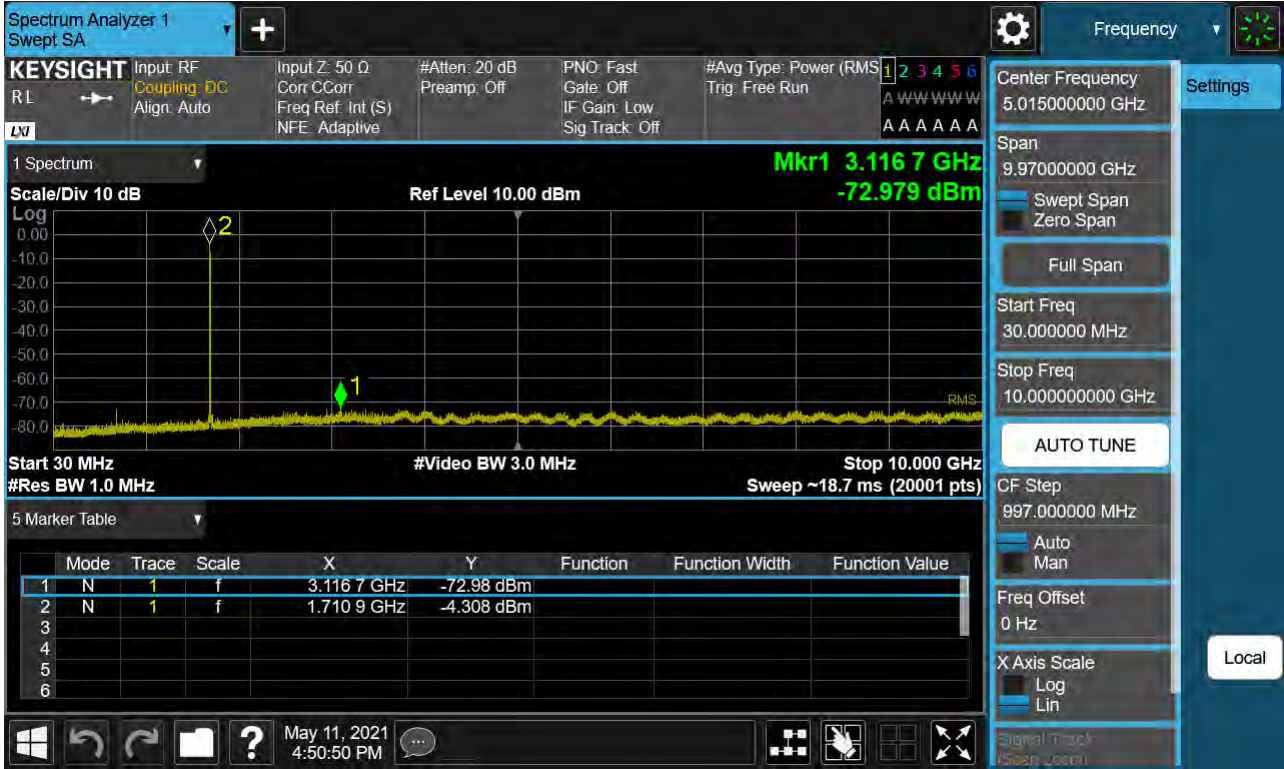
Sub6 n66. Conducted Spurious Plot\_1 (353000ch\_30MHz\_BPSK\_RB 1\_1)



Sub6 n66. Conducted Spurious Plot\_2 (353000ch\_30MHz\_BPSK\_RB 1\_1)



Sub6 n66. Conducted Spurious Plot\_1 (346000ch\_40MHz\_BPSK\_RB 1\_1)





Sub6 n66. Conducted Spurious Plot\_1 (349000ch\_40MHz\_BPSK\_RB 1\_1)

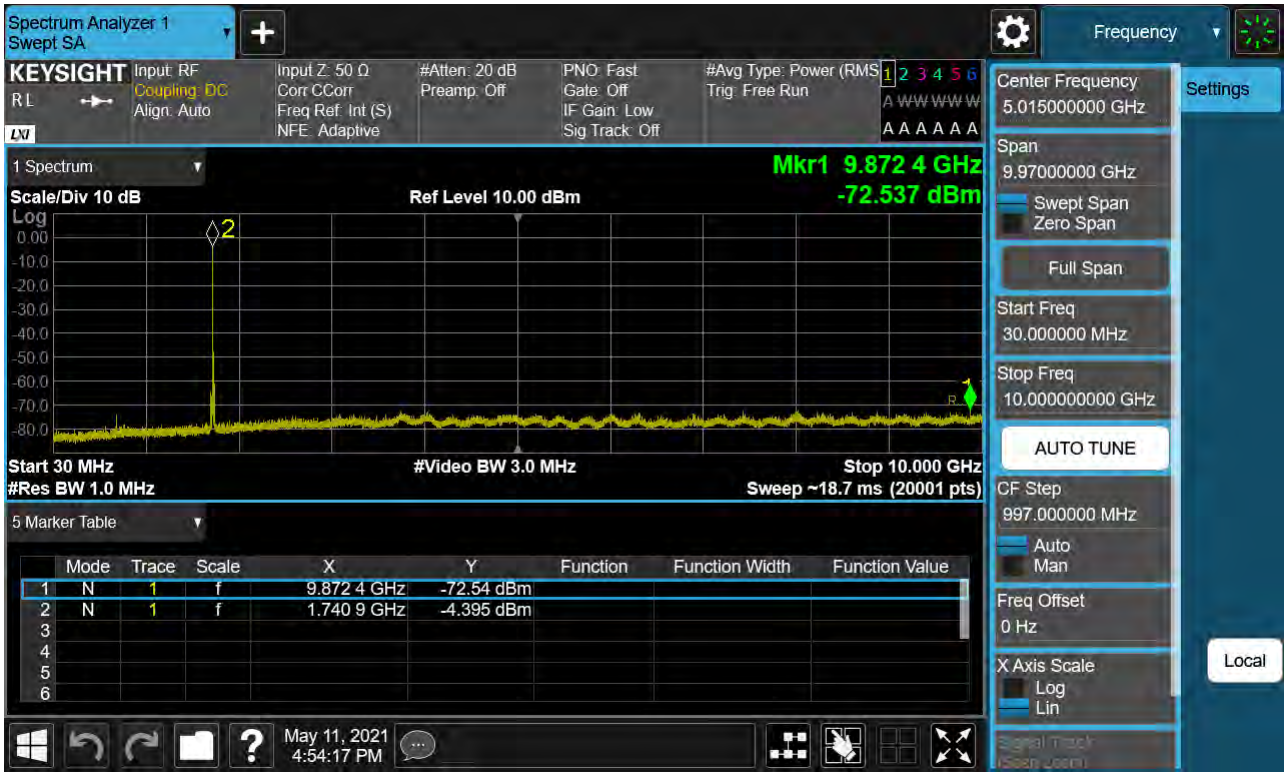


Sub6 n66. Conducted Spurious Plot\_2 (349000ch\_40MHz\_BPSK\_RB 1\_1)





Sub6 n66. Conducted Spurious Plot\_1 (352000ch\_40MHz\_BPSK\_RB 1\_1)



Sub6 n66. Conducted Spurious Plot\_2 (352000ch\_40MHz\_BPSK\_RB 1\_1)



## 10. ANNEX A\_ TEST SETUP PHOTO

Please refer to test setup photo file no. as follows;

No.	Description
1	HCT-RF-2105-FC010-P