

FCC UNII REPORT

Certification

| | |
|---|---|
| Applicant Name: SAMSUNG Electronics Co., Ltd. | Date of Issue: September 17, 2021 |
| Address: 129, Samsung-ro, Yeongtong-gu, Suwon-si, Gyeonggi-do, 16677, Rep. of Korea | Test Site/Location: 74, Seoicheon-ro 578beon-gil, Majang-myeon, Icheon-si, Gyeonggi-do, 17383 KOREA |
| | Report No.: HCT-RF-2109-FC016 |

| | |
|----------------|-------------------|
| FCC ID: | A3LSMG990B |
|----------------|-------------------|

| | |
|-------------------|--------------------------------------|
| APPLICANT: | SAMSUNG Electronics Co., Ltd. |
|-------------------|--------------------------------------|

| | |
|----------------------------|---|
| Model: | SM-G990E/DS |
| Additional Model: | SM-G990E |
| EUT Type: | Mobile Phone |
| Modulation type | OFDM |
| FCC Classification: | Unlicensed National Information Infrastructure(NII) |
| FCC Rule Part(s): | Part 15.407 |

Engineering Statement:

The measurements shown in this report were made in accordance with the procedures indicated, and the emissions from this equipment were found to be within the limits applicable. I assume full responsibility for the accuracy and completeness of these measurements, and for the qualifications of all persons taking them. It is further stated that upon the basis of the measurements made, the equipment tested is capable of operation in accordance with the requirements of the FCC Rules under normal use and maintenance.

Report No.: HCT-RF-2109-FC016

REVIEWED BY



Report prepared by : Jin Gwan Lee
Engineer of Telecommunication Testing Center

Report approved by : Jong Seok Lee
Manager of Telecommunication Testing Center

This test results were applied only to the test methods required by the standard.

This laboratory is not accredited for the test results marked *.

The above Test Report is the accredited test result by (KS Q) ISO/IEC 17025 and KOLAS(Korea Laboratory Accreditation Scheme), which signed the ILAC-MRA. (HCT Accreditation No.: KT197)

* The report shall not be reproduced except in full(only partly) without approval of the laboratory.

Version

| TEST REPORT NO. | DATE | DESCRIPTION |
|-------------------|--------------------|-------------------------|
| HCT-RF-2109-FC016 | September 17, 2021 | - First Approval Report |

Table of Contents

| | |
|--|-----|
| REVIEWED BY | 2 |
| 1. GENERAL INFORMATION | 5 |
| EUT DESCRIPTION | 5 |
| ANTENNA CONFIGURATIONS | 6 |
| 2. MAXIMUM OUTPUT POWER..... | 8 |
| 3. TEST METHODOLOGY | 9 |
| EUT CONFIGURATION | 9 |
| EUT EXERCISE | 9 |
| GENERAL TEST PROCEDURES | 9 |
| DESCRIPTION OF TEST MODES | 9 |
| 4. INSTRUMENT CALIBRATION..... | 10 |
| 5. FACILITIES AND ACCREDITATIONS | 10 |
| 5.1 FACILITIES | 10 |
| 5.2 EQUIPMENT | 10 |
| 6. ANTENNA REQUIREMENTS | 10 |
| 7. MEASUREMENT UNCERTAINTY | 11 |
| 8. DESCRIPTION OF TESTS..... | 12 |
| 9. SUMMARY OF TEST RESULTS | 29 |
| 10. TEST RESULT | 30 |
| 10.1 DUTY CYCLE..... | 30 |
| 10.2 26 dB Bandwidth | 33 |
| 10.3 6 dB BANDWIDTH | 51 |
| 10.4 OUTPUT POWER MEASUREMENT..... | 55 |
| 10.5 POWER SPECTRAL DENSITY | 64 |
| 10.6 STRADDLE CHANNEL | 85 |
| 10.6.1 26 dB Bandwidth | 85 |
| 10.6.2 6 dB Bandwidth | 91 |
| 10.6.3 Output Power..... | 97 |
| 10.6.4 Power Spectral Density | 103 |
| 10.7 RADIATED SPURIOUS EMISSIONS..... | 109 |
| 10.8 RADIATED RESTRICTED BAND EDGE | 120 |
| 10.9 POWERLINE CONDUCTED EMISSIONS | 143 |
| 11. LIST OF TEST EQUIPMENT | 147 |
| 12. ANNEX A_ TEST SETUP PHOTO..... | 149 |

1. GENERAL INFORMATION

EUT DESCRIPTION

| | | |
|------------------------------------|---|---|
| Model | SM-G990E/DS | |
| Additional Model | SM-G990E | |
| EUT Type | Mobile Phone | |
| Power Supply | DC 4.20 V | |
| Modulation Type | OFDM : 802.11a, 802.11n, 802.11ac | |
| Frequency Range (MHz) | U-NII-1 | 20 MHz BW : 5180 - 5240 40 MHz BW : 5190 - 5230 80 MHz BW : 5210 |
| | U-NII-2A | 20 MHz BW : 5260 - 5320 40 MHz BW : 5270 - 5310 80 MHz BW : 5290 |
| | U-NII-2C | 20 MHz BW : 5500 - 5720 40 MHz BW : 5510 - 5710 80 MHz BW : 5530 - 5690 |
| | U-NII-3 | 20 MHz BW : 5745 - 5825 40 MHz BW : 5755 - 5795 80 MHz BW : 5775 |
| Straddle channel | Supported | |
| TDWR Band | Supported | |
| Dynamic Frequency Selection | Slave without radar detection | |
| Date(s) of Tests | August 18, 2021 ~ September 10, 2021 | |
| Serial number | Radiated: R3CR803NW1R Conducted: R3CR803N9YT | |

ANTENNA CONFIGURATIONS

1. The device employs MIMO technology. Below are the possible configurations

| Configurations | SISO | | SDM | CDD |
|----------------|-------|-------|---------------|---------------|
| | Ant.1 | Ant.2 | Ant.1 + Ant.2 | Ant.1 + Ant.2 |
| 802.11a | X | X | X | O |
| 802.11n | X | X | O | O |
| 802.11ac | X | X | O | O |

Note:

- (1) O = Support, X = Not Support
- (2) SISO = Single Input Single Output
- (3) SDM = Spatial Diversity Multiplexing
- (4) CDD = Cyclic Delay Diversity

2. This device supports simultaneous transmission operation, which allows for two channels to operate independent of one another in the 2.4 GHz and 5 GHz bands simultaneously on each antenna.

| RSDB Scenario | 2.4 GHz | 2.4 GHz | 5 GHz | 5 GHz |
|--|---------------|---------------|---------------|---------------|
| | WiFi Ant.1 | WiFi Ant.2 | WiFi Ant.1 | WiFi Ant.2 |
| 2.4 GHz WiFi + 5 GHz WiFi MIMO | On | | On | On |
| 2.4 GHz WiFi + 5 GHz WiFi MIMO | | On | On | On |
| 2.4 GHz WiFi MIMO + 5 GHz WiFi MIMO | On | On | On | On |

| Non-DBS | 5 GHz | 5 GHz | Bluetooth |
|--|---------------|---------------|-----------|
| | WiFi Ant.1 | WiFi Ant.2 | Ant.1 |
| 2.4 GHz WiFi MIMO + 5 GHz WiFi MIMO + Bluetooth | On | On | On |

3. Directional Gain Calculation

According to KDB 662911 D01 Multiple Transmitter Output v02r01 F) 2) f) (ii)

Directional gain =

$$\bullet \quad \text{DirectionalGain} = 10 \cdot \log \left[\frac{\sum_{j=1}^{N_{SS}} \left\{ \sum_{k=1}^{N_{ANT}} g_{j,k} \right\}^2}{N_{ANT}} \right]$$

| Band | Ant Gain (dBi) | | N _{ANT} / N _{SS} | Directional Gain (dBi) |
|-------|----------------|-------|------------------------------------|------------------------|
| | U-NII | ANT.1 | | |
| ANT.2 | | -5.20 | | |

2. MAXIMUM OUTPUT POWER

The transmitter has a maximum total conducted average output power as follows:

| Band | Mode | Ant.1 Power | | Ant.2 Power | | MIMO | |
|--------|------------------|-------------|-------|-------------|-------|---------------------|-------|
| | | | | | | Ant.1 + Ant.2 Power | |
| | | (dBm) | (W) | (dBm) | (W) | (dBm) | (W) |
| UNII1 | 802.11a | 16.91 | 0.049 | 16.84 | 0.048 | 19.87 | 0.097 |
| | 802.11n (HT20) | 16.89 | 0.049 | 16.72 | 0.047 | 19.81 | 0.096 |
| | 802.11n (HT40) | 15.48 | 0.035 | 15.15 | 0.033 | 18.33 | 0.068 |
| | 802.11ac (VHT20) | 16.88 | 0.049 | 16.78 | 0.048 | 19.80 | 0.095 |
| | 802.11ac (VHT40) | 15.50 | 0.035 | 15.07 | 0.032 | 18.30 | 0.068 |
| | 802.11ac (VHT80) | 12.08 | 0.016 | 11.83 | 0.015 | 14.97 | 0.031 |
| UNII2A | 802.11a | 16.90 | 0.049 | 16.88 | 0.049 | 19.89 | 0.098 |
| | 802.11n (HT20) | 16.85 | 0.048 | 16.89 | 0.049 | 19.88 | 0.097 |
| | 802.11n (HT40) | 15.21 | 0.033 | 15.29 | 0.034 | 18.26 | 0.067 |
| | 802.11ac (VHT20) | 16.87 | 0.049 | 16.91 | 0.049 | 19.90 | 0.098 |
| | 802.11ac (VHT40) | 15.16 | 0.033 | 15.21 | 0.033 | 18.19 | 0.066 |
| | 802.11ac (VHT80) | 11.90 | 0.015 | 11.96 | 0.016 | 14.94 | 0.031 |
| UNII2C | 802.11a | 16.41 | 0.044 | 15.69 | 0.037 | 19.01 | 0.080 |
| | 802.11n (HT20) | 16.10 | 0.041 | 15.62 | 0.036 | 18.83 | 0.076 |
| | 802.11n (HT40) | 15.45 | 0.035 | 15.09 | 0.032 | 18.28 | 0.067 |
| | 802.11ac (VHT20) | 16.24 | 0.042 | 15.66 | 0.037 | 18.93 | 0.078 |
| | 802.11ac (VHT40) | 15.41 | 0.035 | 14.96 | 0.031 | 18.20 | 0.066 |
| | 802.11ac (VHT80) | 14.24 | 0.027 | 13.57 | 0.023 | 16.90 | 0.049 |
| UNII3 | 802.11a | 16.86 | 0.049 | 16.36 | 0.043 | 19.63 | 0.092 |
| | 802.11n (HT20) | 16.92 | 0.049 | 16.17 | 0.041 | 19.57 | 0.091 |
| | 802.11n (HT40) | 15.87 | 0.039 | 14.68 | 0.029 | 18.33 | 0.068 |
| | 802.11ac (VHT20) | 16.82 | 0.048 | 16.25 | 0.042 | 19.55 | 0.090 |
| | 802.11ac (VHT40) | 15.79 | 0.038 | 14.60 | 0.029 | 18.25 | 0.067 |
| | 802.11ac (VHT80) | 14.26 | 0.027 | 13.17 | 0.021 | 16.76 | 0.047 |

3. TEST METHODOLOGY

The measurement procedure described in FCC KDB 789033 D02 General UNII Test Procedures New Rules v02r01 dated December 14, 2017 entitled "Guidelines for Compliance Testing of Unlicensed National Information Infrastructure (U-NII) Devices Part15, Subpart E" and ANSI C63.10(Version : 2013) 'the American National Standard of Procedures for Compliance Testing of Unlicensed Wireless Devices' were used in the measurement.

EUT CONFIGURATION

The EUT configuration for testing is installed on RF field strength measurement to meet the Commissions requirement and operating in a manner that intends to maximize its emission characteristics in a continuous normal application.

EUT EXERCISE

The EUT was operated in the engineering mode to fix the Tx frequency that was for the purpose of the measurements. According to its specifications, the EUT must comply with the requirements of the Section 15.207, 15.209 and 15.407 under the FCC Rules Part 15 Subpart E.

GENERAL TEST PROCEDURES

Conducted Emissions

The EUT is placed on the turntable, which is 0.8 m above ground plane. According to the requirements in Section 6.2 of ANSI C63.10. (Version :2013) Conducted emissions from the EUT measured in the frequency range between 0.15 MHz and 30 MHz using CISPR Quasi-peak and average detector modes.

Radiated Emissions

The EUT is placed on a turn table, which is 0.8 m above ground plane below 1 GHz. Above 1 GHz with 1.5 m using absorbers between the EUT and receive antenna. The turntable shall rotate 360 degrees to determine the position of maximum emission level. EUT is set 3 m away from the receiving antenna, which varied from 1 m to 4 m to find out the highest emission. And also, each emission was to be maximized by changing the polarization of receiving antenna both horizontal and vertical. In order to find out the max. emission, the relative positions of this hand-held transmitter (EUT) was rotated through three orthogonal axes according to the requirements in Section 6.6.5 of ANSI C63.10. (Version: 2013)

DESCRIPTION OF TEST MODES

The EUT has been tested under operating condition. Test program used to control the EUT for staying in continuous transmitting and receiving mode is programmed.

4. INSTRUMENT CALIBRATION

The measuring equipment, which was utilized in performing the tests documented herein, has been calibrated in accordance with the manufacturer's recommendations for utilizing calibration equipment's, which is traceable to recognized national standards.

Especially, all antenna for measurement is calibrated in accordance with the requirements of C63.5 (Version : 2017).

5. FACILITIES AND ACCREDITATIONS

5.1 FACILITIES

The SAC(Semi-Anechoic Chamber) and conducted measurement facility used to collect the radiated data are located at the 74, Seoicheon-ro 578beon-gil, Majang-myeon, Icheon-si, Gyeonggi-do, 17383, Rep. of KOREA. The site is constructed in conformance with the requirements of ANSI C63.4. (Version :2014) and CISPR Publication 22.

Detailed description of test facility was submitted to the Commission and accepted dated April 02, 2018 (Registration Number: KR0032).

5.2 EQUIPMENT

Radiated emissions are measured with one or more of the following types of Linearly polarized antennas: tuned dipole, bi-conical, log periodic, bi-log, and/or ridged waveguide, horn. Spectrum analyzers with pre-selectors and quasi-peak detectors are used to perform radiated measurements.

Conducted emissions are measured with Line Impedance Stabilization Networks and EMI Test Receivers. Calibrated wideband preamplifiers, coaxial cables, and coaxial attenuators are also used for making measurements.

All receiving equipment conforms to CISPR Publication 16-1, "Radio Interference Measuring Apparatus and Measurement Methods."

6. ANTENNA REQUIREMENTS

According to FCC 47 CFR §15.203, §15.407:

"An intentional radiator antenna shall be designed to ensure that no antenna other than that furnished by the responsible party can be used with the device. The use of a permanently attached antenna or of an antenna that uses a unique coupling to the intentional radiator shall be considered sufficient to comply with the provisions of this section."

- (1) The antennas of this E.U.T are permanently attached.
- (2) The E.U.T Complies with the requirement of §15.203, §15.407

7. MEASUREMENT UNCERTAINTY

The measurement uncertainties shown below were calculated in accordance with the requirements of ANSI C63.10-2013.

All measurement uncertainty values are shown with a coverage factor of $k = 2$ to indicate a 95 % level of confidence.

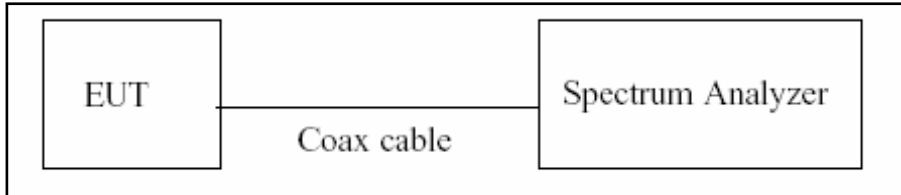
The measurement data shown herein meets or exceeds the U_{CISPR} measurement uncertainty values specified in CISPR 16-4-2 and, thus, can be compared directly to specified limits to determine compliance.

| Parameter | Expanded Uncertainty (dB) |
|--|---|
| Conducted Disturbance (150 kHz ~ 30 MHz) | 1.82 (Confidence level about 95 %, $k=2$) |
| Radiated Disturbance (9 kHz ~ 30 MHz) | 3.40 (Confidence level about 95 %, $k=2$) |
| Radiated Disturbance (30 MHz ~ 1 GHz) | 4.80 (Confidence level about 95 %, $k=2$) |
| Radiated Disturbance (1 GHz ~ 18 GHz) | 5.70 (Confidence level about 95 %, $k=2$) |
| Radiated Disturbance (18 GHz ~ 40 GHz) | 5.05 (Confidence level about 95 %, $k=2$) |

8. DESCRIPTION OF TESTS

8.1. Duty Cycle

Test Configuration



Test Procedure

The transmitter output is connected to the Spectrum Analyzer.

We tested according to Procedure B.2 in KDB 789033 D02 v02r01.

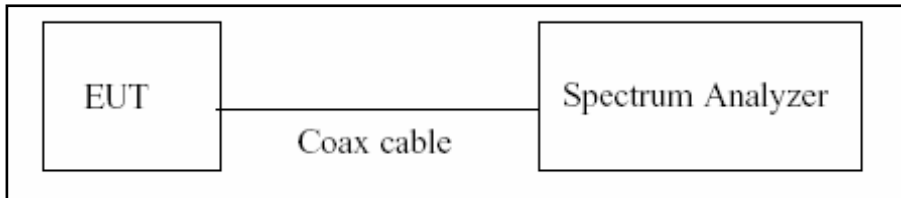
1. RBW = 8 MHz (the largest available value)
2. VBW = 8 MHz (\geq RBW)
3. SPAN = 0 Hz
4. Detector = Peak
5. Number of points in sweep > 100
6. Trace mode = Clear write
7. Measure T_{total} and T_{on}
8. Calculate Duty Cycle = T_{on} / T_{total} and Duty Cycle Factor = $10\log(1/\text{Duty Cycle})$

8.2. 6 dB Bandwidth & 26 dB Bandwidth

Limit

Within the 5.725-5.85 GHz band, the minimum 6 dB bandwidth of U-NII devices shall be at least 500 kHz.

Test Configuration



Test Procedure(26 dB Bandwidth)

The transmitter output is connected to the Spectrum Analyzer.

We tested according to Procedure C.1 in KDB 789033 D02 v02r01.

1. RBW = approximately 1 % of the emission bandwidth
2. VBW > RBW
3. Detector = Peak
4. Trace mode = max hold
5. Measure the maximum width of the emission that is 26 dB down from the maximum of the emission. Compare this with the RBW setting of the analyzer. Readjust RBW and repeat measurement as needed until the RBW/EBW ratio is approximately 1 %.

Test Procedure (6 dB Bandwidth)

The transmitter output is connected to the Spectrum Analyzer.

We tested according to Procedure C.2 in KDB 789033 D02 v02r01.

1. RBW = 100 kHz
2. VBW $\geq 3 \times$ RBW
3. Detector = Peak
4. Trace mode = max hold
5. Allow the trace to stabilize
6. Measure the maximum width of the emission that is constrained by the frequencies associated with the two outermost amplitude points(upper and lower frequencies) that are attenuated by 6 dB relative to the maximum level measured in the fundamental emission.

Note:

1. We tested X dB bandwidth using the automatic bandwidth measurement capability of a spectrum analyzer.
2. DFS test channels should be defined. So, We performed the OBW test to prove that no part of the fundamental emissions of any channels belong to UNII1 and UNII3 band for DFS.
3. The 26 dB bandwidth is used to determine the conducted power limits.

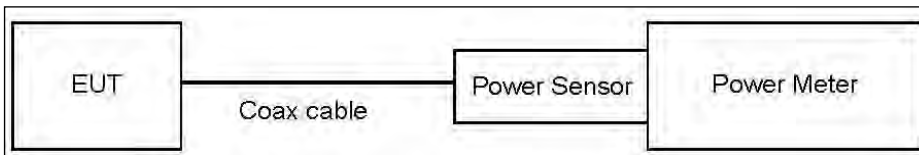
8.3. Output Power Measurement

Limit

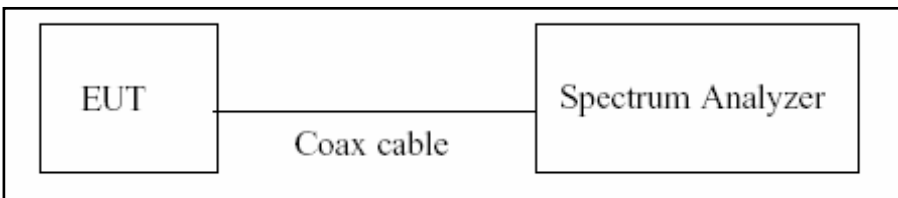
| Band | Limit |
|-------------|--|
| UNII 1 | - Master : Not exceed 1 W(=30 dBm) - Slave : Not exceed 250 mW(=23.98 dBm) |
| UNII 2A, 2C | Not exceed the lesser of 250 mW or 11 dBm + 10 log B, (where B is the 26 dB emission bandwidth in megahertz.) |
| UNII 3 | Not exceed 1 W(=30 dBm) |

Test Configuration

Power Meter



Spectrum Analyzer(Only Straddle Channel)



Test Procedure(Power Meter)

We tested according to Procedure E.3.a in KDB 789033 D02 v02r01.

1. Measure the duty cycle.
2. Measure the average power of the transmitter. This measurement is an average over both the on and off periods of the transmitter.
3. Add 10 log (1/x), where x is the duty cycle, to the measured power in order to compute the average power during the actual transmission times.

Test Procedure(Spectrum Analyzer)

The transmitter output is connected to the Spectrum Analyzer.

We use the spectrum analyzer's integrated band power measurement function.

We tested according to Procedure E.2.d) in KDB 789033 D02 v02r01.

1. Measure the duty cycle.
2. Set span to encompass the 26 dB EBW of the signal.
3. RBW = 1 MHz.
4. VBW \geq 3 MHz.
5. Number of points in sweep \geq 2 x span/RBW.
6. Sweep time = auto.
7. Detector = RMS.
8. Do not use sweep triggering. Allow the sweep to "free run".
9. Trace average at least 100 traces in power averaging(RMS) mode
10. Integrated bandwidth = OBW
11. Add $10\log(1/x)$, where x is the duty cycle, to the measured power in order to compute the average power during the actual transmission times.

Sample Calculation

Total Power(dBm) = Measured Level(dBm) + ATT loss(dB) + Cable loss(dB) + Duty Cycle Factor(dB)

Note

1. Spectrum Measured Levels are not plot data.

The power results in plot is already including the actual values of loss for the attenuator and cable combination.

2. Spectrum offset

Loss = Attenuator loss(10 dB) + Cable loss + EUT Cable loss

3. Actual value of loss for the attenuator and cable combination is below table.

| Band | Loss(dB) |
|---------|----------|
| UNII 1 | 11.12 |
| UNII 2A | 11.12 |
| UNII 2C | 11.12 |
| UNII 3 | 11.12 |

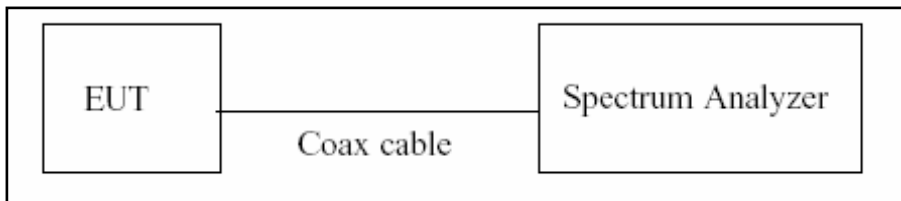
(Actual value of loss for the attenuator and cable combination)

8.4. Power Spectral Density

Limit

| Band | Limit |
|-------------|----------------|
| UNII 1 | 11 dBm/MHz |
| UNII 2A, 2C | 11 dBm/MHz |
| UNII 3 | 30 dBm/500 kHz |

Test Configuration



Test Procedure

We tested according to Procedure F in KDB 789033 D02 v02r01.

1. Set span to encompass the entire emission bandwidth(EBW) of the signal.
2. RBW = 1 MHz(510 kHz for UNII 3)
3. VBW \geq 3 MHz
4. Number of points in sweep \geq 2 x span/RBW.
5. Sweep time = auto.
6. Detector = RMS(i.e., power averaging), if available. Otherwise, use sample detector mode.
7. Do not use sweep triggering. Allow the sweep to “free run”.
8. Trace average at least 100 traces in power averaging(RMS) mode
9. Use the peak search function on the spectrum analyzer to find the peak of the spectrum.
10. If Method SA-2 was used, add $10 \log(1/x)$, where x is the duty cycle, to the peak of the spectrum.

Sample Calculation

Total PSD(dBm) = Measured Level(dBm) + ATT loss(dB) + Cable loss(dB) + Duty Cycle Factor(dB)

Note

1. Spectrum Measured Levels are not plot data.

The PSD results in plot is already including the actual values of loss for the attenuator and cable combination.

2. Spectrum offset

Loss = Attenuator loss(10 dB) + Cable loss + EUT Cable loss

3. Actual value of loss for the attenuator and cable combination is below table.

| Band | Loss(dB) |
|---------|----------|
| UNII 1 | 11.12 |
| UNII 2A | 11.12 |
| UNII 2C | 11.12 |
| UNII 3 | 11.12 |

(Actual value of loss for the attenuator and cable combination)

8.5. AC Power line Conducted Emissions

Limit

For an intentional radiator that is designed to be connected to the public utility (AC) power line, the radio frequency voltage that is conducted back onto the AC power line on any frequency or frequencies, within the band 150 kHz to 30 MHz, shall not exceed the limits in the following table, as measured using a 50 μ H/50 ohms line impedance stabilization network (LISN).

| Frequency Range (MHz) | Limits (dB μ V) | |
|-----------------------|-------------------------|-------------------------|
| | Quasi-peak | Average |
| 0.15 to 0.50 | 66 to 56 ^(a) | 56 to 46 ^(a) |
| 0.50 to 5 | 56 | 46 |
| 5 to 30 | 60 | 50 |

^(a)Decreases with the logarithm of the frequency.

Compliance with this provision shall be based on the measurement of the radio frequency voltage between each power line (LINE and NEUTRAL) and ground at the power terminals.

Test Configuration

See test photographs attached in Annex A for the actual connections between EUT and support equipment.

Test Procedure

1. The EUT is placed on a wooden table 80 cm above the reference ground plane.
2. The EUT is connected via LISN to a test power supply.
3. The measurement results are obtained as described below:
4. Detectors : Quasi Peak and Average Detector.

Sample Calculation

Quasi-peak(Final Result) = Measured Level + Correction Factor

8.6. Radiated Test

Limit

1. UNII 1: All emissions outside of the 5.15-5.35 GHz band shall not exceed an EIRP of -27 dBm/MHz.

2. UNII 2A, 2C: All emissions outside of the 5.47-5.725 GHz band shall not exceed an EIRP of -27 dBm/MHz.

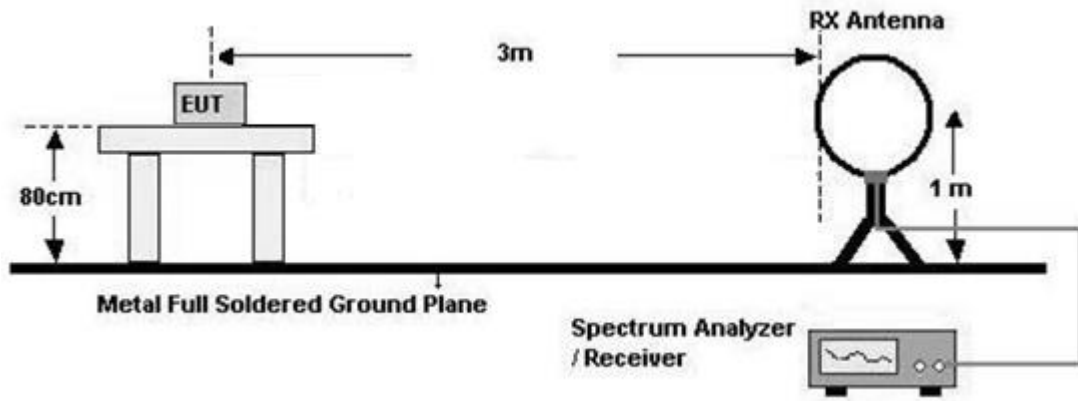
3. UNII 3: All emissions shall be limited to a level of -27 dBm/MHz at 75 MHz or more above or below the band edge increasing linearly to 10 dBm/MHz at 25 MHz above or below the band edge, and from 25 MHz above or below the band edge increasing linearly to a level of 15.6 dBm/MHz at 5 MHz above or below the band edge, and from 5 MHz above or below the band edge increasing linearly to a level of 27 dBm/MHz at the band edge.

4. All out of band emissions appearing in a restricted band as specified in Section 15.205 of the Title 47 CFR must not exceed the limits shown in Section 15.209.

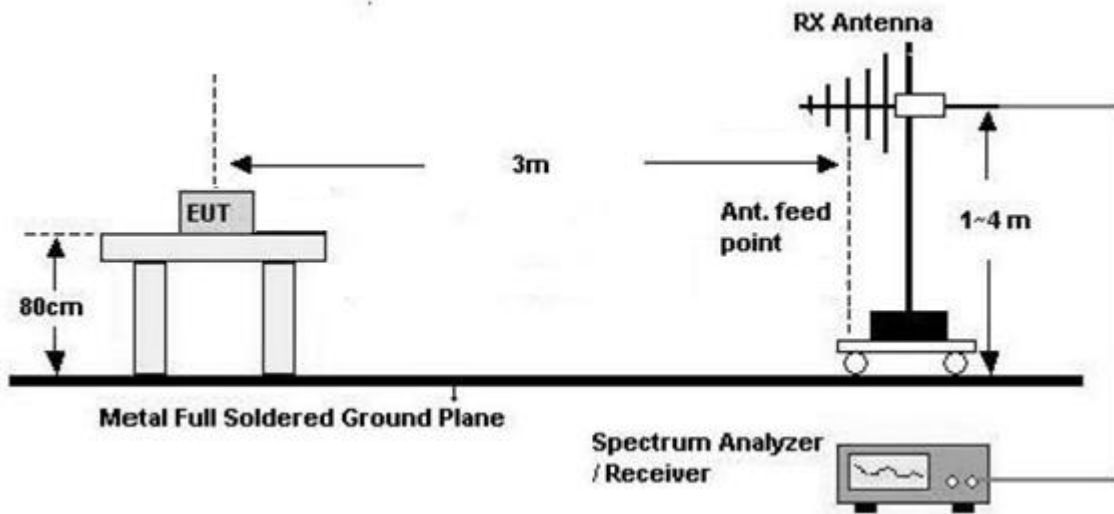
| Frequency (MHz) | Field Strength (µV/m) | Measurement Distance (m) |
|-----------------|-----------------------|--------------------------|
| 0.009 – 0.490 | 2400/F(kHz) | 300 |
| 0.490 – 1.705 | 24000/F(kHz) | 30 |
| 1.705 – 30 | 30 | 30 |
| 30-88 | 100 | 3 |
| 88-216 | 150 | 3 |
| 216-960 | 200 | 3 |
| Above 960 | 500 | 3 |

Test Configuration

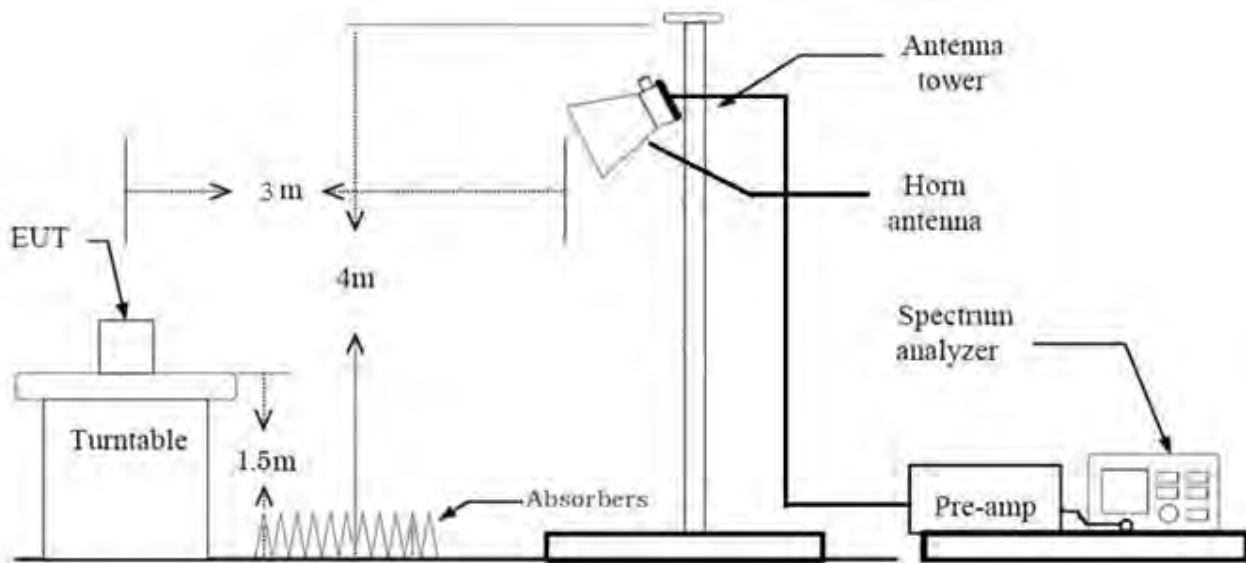
Below 30 MHz



30 MHz - 1 GHz



Above 1 GHz

**Test Procedure of Radiated spurious emissions(Below 30 MHz)**

1. The EUT was placed on a non-conductive table located on semi-anechoic chamber.
2. The loop antenna was placed at a location 3 m from the EUT
3. The EUT is placed on a turntable, which is 0.8 m above ground plane.
4. We have done x, y, z planes in EUT and horizontal and vertical polarization and Parallel to the ground plane in detecting antenna.
5. The turntable shall be rotated for 360 degrees to determine the position of maximum emission level.
6. Distance Correction Factor(0.009 MHz – 0.490 MHz) = $40\log(3\text{ m}/300\text{ m}) = -80\text{ dB}$
Measurement Distance : 3 m
7. Distance Correction Factor(0.490 MHz – 30 MHz) = $40\log(3\text{ m}/30\text{ m}) = -40\text{ dB}$
Measurement Distance : 3 m
8. Spectrum Setting
 - Frequency Range = 9 kHz ~ 30 MHz
 - Detector = Peak
 - Trace = Maxhold
 - RBW = 9 kHz
 - VBW $\geq 3 \times$ RBW
9. Total = Measured Level + Antenna Factor(A.F) + Cable Loss(C.L) + Distance Factor(D.F)
10. Measurement value only up to 6 maximum emissions noted, or would be lesser if no specific emissions from the EUT are recorded (ie: margin > 20 dB from the applicable limit) and considered that's already beyond the background noise floor.

KDB 414788 OFS and Chamber Correlation Justification

Base on FCC 15.31 (f) (2): measurements may be performed at a distance closer than that specified in the regulations; however, an attempt should be made to avoid making measurements in the near field.

OFS and chamber correlation testing had been performed and chamber measured test result is the worst case test result.

Test Procedure of Radiated spurious emissions(Below 1 GHz)

1. The EUT was placed on a non-conductive table located on semi-anechoic chamber.
2. The EUT is placed on a turntable, which is 0.8 m above ground plane.
3. The Hybrid antenna was placed at a location 3 m from the EUT, which is varied from 1 m to 4 m to find out the highest emissions.
4. We have done x, y, z planes in EUT and horizontal and vertical polarization in detecting antenna.
5. The turntable shall be rotated for 360 degrees to determine the position of maximum emission level.
6. Spectrum Setting
 - (1) Measurement Type(Peak):
 - Measured Frequency Range : 30 MHz – 1 GHz
 - Detector = Peak
 - Trace = Maxhold
 - RBW = 100 kHz
 - VBW \geq 3 x RBW
 - (2) Measurement Type(Quasi-peak):
 - Measured Frequency Range : 30 MHz – 1 GHz
 - Detector = Quasi-Peak
 - RBW = 120 kHz
- ※ In general, (1) is used mainly
7. Total = Measured Level + Antenna Factor(A.F) + Cable Loss(C.L)
8. Measurement value only up to 6 maximum emissions noted, or would be lesser if no specific emissions from the EUT are recorded (ie: margin > 20 dB from the applicable limit) and considered that's already beyond the background noise floor.

Test Procedure of Radiated spurious emissions (Above 1 GHz)

1. The EUT is placed on a turntable, which is 1.5 m above ground plane.
2. We have done x, y, z planes in EUT and horizontal and vertical polarization in detecting antenna.
3. The turntable shall be rotated for 360 degrees to determine the position of maximum emission level.
4. EUT is set 3 m away from the receiving antenna, which is varied from 1 m to 4 m to find out the highest emissions.
5. Maximum procedure was performed on the six highest emissions to ensure EUT compliance.
6. Each emission was to be maximized by changing the polarization of receiving antenna both horizontal and vertical.
7. The unit was tested with its standard battery.
8. Spectrum Setting

(1) Measurement Type (Peak, G.5 in KDB 789033 v02r01):

- RBW = 1 MHz
- VBW \geq 3 MHz
- Detector = Peak
- Sweep Time = auto
- Trace mode = max hold
- Allow sweeps to continue until the trace stabilizes.

Note that if the transmission is not continuous, the time required for the trace to stabilize will increase by a factor of approximately $1/x$, where x is the duty cycle.

(2) Measurement Type (Average, G.6.d in KDB 789033 v02r01):

- RBW = 1 MHz
- VBW(Duty cycle \geq 98 %) = $VBW \leq RBW/100$ (i.e., 10 kHz) but not less than 10 Hz.
- VBW(Duty cycle is $<$ 98 %) = $VBW \geq 1/T$, where T is the minimum transmission duration.
- The analyzer is set to linear detector mode.
- Detector = Peak.
- Sweep time = auto.
- Trace mode = max hold.
- Allow max hold to run for at least 50 traces if the transmitted signal is continuous or has at least 98 % duty cycle. For lower duty cycles, increase the minimum number of traces by a factor of $1/x$, where x is the duty cycle.

9. Measurement value only up to 6 maximum emissions noted, or would be lesser if no specific emissions from the EUT are recorded (ie: margin > 20 dB from the applicable limit) and considered that's already beyond the background noise floor
10. Measuring frequencies from 1 GHz to the 10th harmonic of highest fundamental frequency
11. Distance extrapolation factor = $20\log(\text{test distance} / \text{specific distance})$ (dB)
12. Total = Measured Level + Antenna Factor(A.F) + Cable Loss(C.L) - Amp Gain(A.G) + Distance Factor(D.F)

Test Procedure of Radiated Restricted Band Edge

1. The EUT is placed on a turntable, which is 1.5 m above ground plane.
2. We have done x, y, z planes in EUT and horizontal and vertical polarization in detecting antenna.
3. The turntable shall be rotated for 360 degrees to determine the position of maximum emission level.
4. EUT is set 3 m away from the receiving antenna, which is varied from 1 m to 4 m to find out the highest emissions.
5. Maximum procedure was performed on the six highest emissions to ensure EUT compliance.
6. Each emission was to be maximized by changing the polarization of receiving antenna both horizontal and vertical.
7. The unit was tested with its standard battery.
8. Spectrum Setting

(1) Measurement Type(Peak, G.5 in KDB 789033 v02r01):

- RBW = 1 MHz
- VBW \geq 3 MHz
- Detector = Peak
- Sweep Time = auto
- Trace mode = max hold
- Allow sweeps to continue until the trace stabilizes.

Note that if the transmission is not continuous, the time required for the trace to stabilize will increase by a factor of approximately $1/x$, where x is the duty cycle.

(2) Measurement Type(Average, G.6.d in KDB 789033 v02r01):

- RBW = 1 MHz
- VBW(Duty cycle \geq 98 %) = $VBW \leq RBW/100$ (i.e., 10 kHz) but not less than 10 Hz.
- VBW(Duty cycle is < 98 %) = $VBW \geq 1/T$, where T is the minimum transmission duration.
- The analyzer is set to linear detector mode.
- Detector = Peak.
- Sweep time = auto.
- Trace mode = max hold.
- Allow max hold to run for at least 50 traces if the transmitted signal is continuous or has at least 98 % duty cycle. For lower duty cycles, increase the minimum number of traces by a factor of $1/x$, where x is the duty cycle.

9. Measured Frequency Range :

- 4 500 MHz ~ 5 150 MHz
- 5 350 MHz ~ 5 460 MHz
- 5 460 MHz ~ 5 470 MHz
- (75 MHz or more below the 5 725 MHz) ~ 5 725 MHz
- 5 850 MHz ~ (75 MHz or more above the 5 850 MHz)

10. Distance extrapolation factor = $20\log$ (test distance / specific distance) (dB)

11. Total = Measured Level + Antenna Factor(A.F) + Cable Loss(C.L) - Amp Gain(A.G) + Attenuator(ATT)
+ Distance Factor(D.F)

The actual setting value of VBW

| Mode | Worst Data rate (Mbps) | Duty Cycle | Duty Cycle Factor (dB) | The actual setting value of VBW (Hz) |
|-----------------|------------------------|------------|------------------------|--------------------------------------|
| 802.11a | 6 | 0.934 | 0.298 | 1000 |
| 802.11n(HT20) | MCS0 | 0.930 | 0.317 | 1000 |
| 802.11n(HT40) | MCS0 | 0.873 | 0.588 | 3000 |
| 802.11ac(VHT20) | MCS0 | 0.930 | 0.316 | 1000 |
| 802.11ac(VHT40) | MCS0 | 0.868 | 0.613 | 3000 |
| 802.11ac(VHT80) | MCS0 | 0.776 | 1.099 | 10 000 |

8.7. Worst case configuration and mode

Radiated test

1. All modes of operation were investigated and the worst case configuration results are reported.
 - Mode : Stand alone, Stand alone + External accessories(Earphone, etc)
 - Worstcase : Stand alone
2. EUT Axis
 - Radiated Spurious Emissions : Z
 - Radiated Restricted Band Edge : X
3. All datarate of operation were investigated and the worst case datarate results are reported.
 - Mode : Ant.1(SISO), Ant.2(SISO), Ant.1+Ant.2(SDM), Ant.1+Ant.2(CDD)
 - Worstcase : Ant.1+Ant.2(CDD)
 - 802.11a : 6 Mbps
 - 802.11n_HT20 : MCS0
 - 802.11n_HT40 : MCS0
 - 802.11ac_VHT20 : MCS0
 - 802.11ac_VHT40 : MCS0
 - 802.11ac_VHT80 : MCS0
4. Radiated Spurious Emission
 - All modulation of operation were investigated and the worst case modulation results are reported.
(Worstcase : 802.11a_6 Mbps)
5. All position of loop antenna were investigated and the test result is a no critical peak found at all positions.
 - Position : Horizontal, Vertical, Parallel to the ground plane
6. We were performed the RSE test in condition of co-location. There has no significant emission raised.
 - WWAN+WLAN 5 GHz+BT
7. SM-G990E/DS, SM-G990E were tested and the worst case results are reported.
(Worst case : SM-G990E/DS)

Radiated test(DBS)

1. All modes of operation were investigated and the worst case configuration results are reported.

- Mode : Stand alone, Stand alone + External accessories(Earphone, etc)
- Worstcase : Stand alone

2. EUT Axis

- Radiated Spurious Emissions : X, Z

3. Test case

| RSDB Scenario | 2.4 GHz WiFi Ant.1 | 2.4 GHz WiFi Ant.2 | 5 GHz WiFi Ant.1 | 5 GHz WiFi Ant.2 | Test case |
|-------------------------------------|--------------------|--------------------|------------------|------------------|---------------|
| 2.4 GHz WiFi + 5 GHz WiFi MIMO | On | | On | On | <u>Case 1</u> |
| 2.4 GHz WiFi + 5 GHz WiFi MIMO | | On | On | On | - |
| 2.4 GHz WiFi MIMO + 5 GHz WiFi MIMO | On | On | On | On | <u>Case 2</u> |

| Non-DBS | 5 GHz WiFi Ant.1 | 5 GHz WiFi Ant.2 | Bluetooth Ant.1 | Test case |
|-----------------------------|------------------|------------------|-----------------|---------------|
| 5 GHz WiFi MIMO + Bluetooth | On | On | On | <u>Case 3</u> |

4. The following tables show the worst case configurations determined during testing.

(Worst case: The lowest margin condition the channels and modes were selected for test.)

| Test case | Description | 2.4 GHz Emission | 5 GHz Emission | Bluetooth Emission |
|-----------|-------------|------------------|----------------|--------------------|
| 1 | Antenna | Ant 1 | Ant All | - |
| | Channel | 1 | 165 | - |
| | Data Rate | 1 Mbps | 6 Mbps | - |
| | Mode | 802.11b | 802.11a | - |

| Test case | Description | 2.4 GHz Emission | 5 GHz Emission | Bluetooth Emission |
|-----------|-------------|------------------|----------------|--------------------|
| 2 | Antenna | Ant All | Ant All | - |
| | Channel | 6 | 165 | - |
| | Data Rate | MCS0 | 6 Mbps | - |
| | Mode | 802.11g | 802.11a | - |

| Test case | Description | 5 GHz Emission | Bluetooth Emission |
|-----------|-------------|----------------|--------------------|
| 3 | Antenna | Ant All | Ant 1 |
| | Channel | 165 | 78 |
| | Data Rate | 6 Mbps | 1 Mbps |
| | Mode | 802.11a | GFSK |

5. SM-G990E/DS, SM-G990E were tested and the worst case results are reported.

(Worst case : SM-G990E/DS)

AC Power line Conducted Emissions

1. All modes of operation were investigated and the worst case configuration results are reported.
 - Mode : Stand alone + External accessories(Earphone, etc) + Travel Adapter, Stand alone + Travel Adapter
 - Worstcase : Stand alone + Travel Adapter
2. SM-G990E/DS, SM-G990E were tested and the worst case results are reported.
(Worst case : SM-G990E/DS)

Conducted test

1. All datarate of operation were investigated and the worst case datarate results are reported.
2. SM-G990E/DS, SM-G990E were tested and the worst case results are reported.
(Worst case : SM-G990E/DS)

9. SUMMARY OF TEST RESULTS

| Test Description | FCC Part Section(s) | Test Limit | Test Condition | Test Result |
|--|------------------------------------|--|----------------|-------------|
| 26 dB Bandwidth | §15.407 (for Power Measurement) | N/A | Conducted | PASS |
| 6 dB Bandwidth | §15.407(e) | >500 kHz (5725-5850 MHz) | | PASS |
| Maximum Conducted Output Power | §15.407(a)(1),(2),(3) | < 250 mW(5150-5250 MHz) < 250 mW or 11+10log ₁₀ (BW) dBm (5250-5350 MHz) < 250 mW or 11+10log ₁₀ (BW) dBm (5470-5725 MHz) <1 W(5725-5850 MHz) | | PASS |
| Maximum Power Spectral Density | §15.407(a)(1),(2),(3) | <11 dBm/ MHz (5150-5250 MHz) <11 dBm/ MHz (5250-5350 MHz) <11 dBm/ MHz (5470-5725 MHz) <30 dBm/500 kHz(5725-5850 MHz) | | PASS |
| AC Conducted Emissions 150 kHz-30 MHz | 15.207 15.407(b)(8) | <FCC 15.207 limits | | PASS |
| Undesirable Emissions | §15.407(b) (1),(2),(3),(4) | <-27 dBm/MHz EIRP (UNII1, 2A, 2C) cf. Section 8.7 (UNII 3) | | PASS |
| General Field Strength Limits(Restricted Bands and Radiated Emission Limits) | 15.205, 15.407(b)(9),(10) | Emissions in restricted bands must meet the radiated limits detailed in 15.209 | Radiated | PASS |

10. TEST RESULT

10.1 DUTY CYCLE

| Mode | Data Rate (Mbps) | T _{on} (ms) | T _{total} (ms) | Duty Cycle | Duty Cycle Factor(dB) |
|---------|------------------|----------------------|-------------------------|------------|-----------------------|
| 802.11a | 6 | 1.429 | 1.530 | 0.934 | 0.298 |
| | 9 | 0.963 | 1.059 | 0.909 | 0.414 |
| | 12 | 0.725 | 0.821 | 0.883 | 0.542 |
| | 18 | 0.497 | 0.593 | 0.838 | 0.770 |
| | 24 | 0.370 | 0.471 | 0.785 | 1.052 |
| | 36 | 0.253 | 0.355 | 0.714 | 1.461 |
| | 48 | 0.198 | 0.294 | 0.672 | 1.724 |
| | 54 | 0.177 | 0.279 | 0.636 | 1.963 |

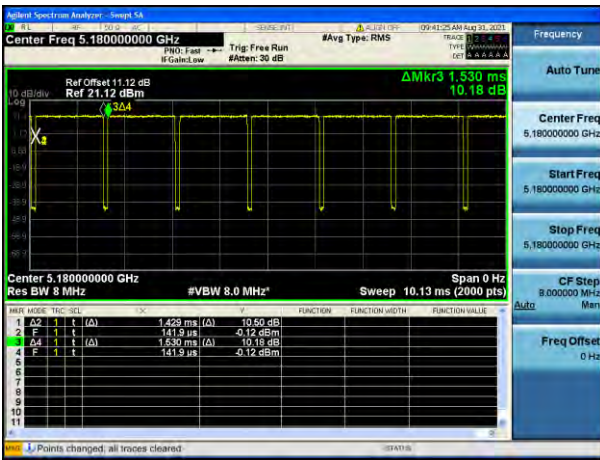
| Mode | MCS Index | T _{on} (ms) | T _{total} (ms) | Duty Cycle | Duty Cycle Factor(dB) |
|----------------|-----------|----------------------|-------------------------|------------|-----------------------|
| 802.11n (HT20) | 0 | 1.338 | 1.439 | 0.930 | 0.317 |
| | 1 | 0.689 | 0.785 | 0.877 | 0.568 |
| | 2 | 0.471 | 0.573 | 0.823 | 0.846 |
| | 3 | 0.365 | 0.466 | 0.783 | 1.065 |
| | 4 | 0.258 | 0.355 | 0.729 | 1.375 |
| | 5 | 0.203 | 0.299 | 0.678 | 1.688 |
| | 6 | 0.182 | 0.284 | 0.643 | 1.919 |
| | 7 | 0.167 | 0.269 | 0.623 | 2.058 |
| 802.11n (HT40) | 0 | 0.664 | 0.760 | 0.873 | 0.588 |
| | 1 | 0.355 | 0.451 | 0.787 | 1.043 |
| | 2 | 0.248 | 0.350 | 0.710 | 1.487 |
| | 3 | 0.198 | 0.294 | 0.672 | 1.724 |
| | 4 | 0.142 | 0.243 | 0.583 | 2.341 |
| | 5 | 0.117 | 0.218 | 0.535 | 2.717 |
| | 6 | 0.106 | 0.208 | 0.512 | 2.906 |
| | 7 | 0.096 | 0.198 | 0.487 | 3.123 |

| Mode | MCS Index | T _{on} (ms) | T _{total} (ms) | Duty Cycle | Duty Cycle Factor(dB) |
|------------------|-----------|----------------------|-------------------------|------------|-----------------------|
| 802.11ac (VHT20) | 0 | 1.343 | 1.444 | 0.930 | 0.316 |
| | 1 | 0.689 | 0.790 | 0.872 | 0.596 |
| | 2 | 0.476 | 0.578 | 0.825 | 0.838 |
| | 3 | 0.365 | 0.466 | 0.783 | 1.065 |
| | 4 | 0.258 | 0.360 | 0.718 | 1.437 |
| | 5 | 0.203 | 0.304 | 0.667 | 1.761 |
| | 6 | 0.187 | 0.284 | 0.661 | 1.800 |
| | 7 | 0.177 | 0.279 | 0.636 | 1.963 |
| | 8 | 0.147 | 0.248 | 0.592 | 2.278 |
| 802.11ac (VHT40) | 0 | 0.669 | 0.770 | 0.868 | 0.613 |
| | 1 | 0.355 | 0.456 | 0.778 | 1.091 |
| | 2 | 0.253 | 0.350 | 0.725 | 1.399 |
| | 3 | 0.203 | 0.299 | 0.678 | 1.688 |
| | 4 | 0.147 | 0.248 | 0.592 | 2.278 |
| | 5 | 0.122 | 0.223 | 0.545 | 2.632 |
| | 6 | 0.117 | 0.213 | 0.548 | 2.615 |
| | 7 | 0.111 | 0.208 | 0.537 | 2.704 |
| | 8 | 0.101 | 0.198 | 0.513 | 2.900 |
| | 9 | 0.091 | 0.187 | 0.486 | 3.129 |
| 802.11ac (VHT80) | 0 | 0.334 | 0.431 | 0.776 | 1.099 |
| | 1 | 0.187 | 0.289 | 0.649 | 1.877 |
| | 2 | 0.142 | 0.243 | 0.583 | 2.341 |
| | 3 | 0.117 | 0.213 | 0.548 | 2.615 |
| | 4 | 0.096 | 0.198 | 0.487 | 3.123 |
| | 5 | 0.081 | 0.182 | 0.444 | 3.522 |
| | 6 | 0.076 | 0.177 | 0.429 | 3.680 |
| | 7 | 0.071 | 0.172 | 0.412 | 3.854 |
| | 8 | 0.071 | 0.167 | 0.424 | 3.724 |
| | 9 | 0.066 | 0.162 | 0.406 | 3.912 |

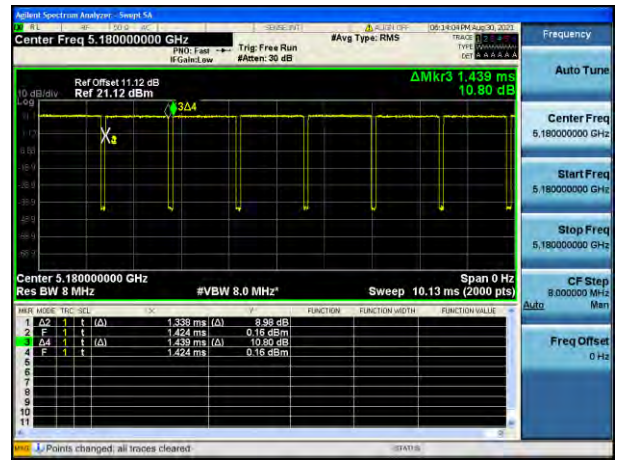
Note:

In order to simplify the report, attached plots were only lowest datarate.

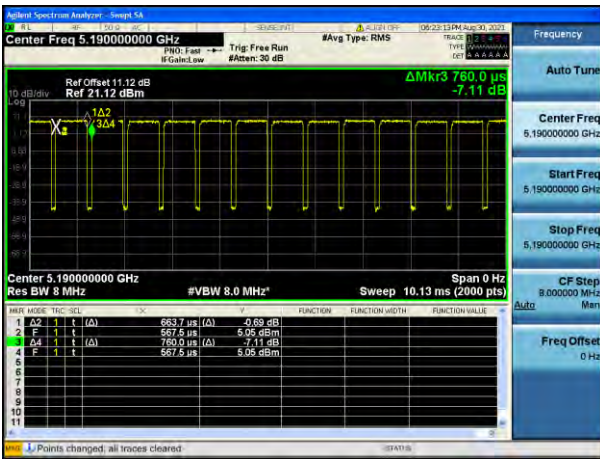
802.11a



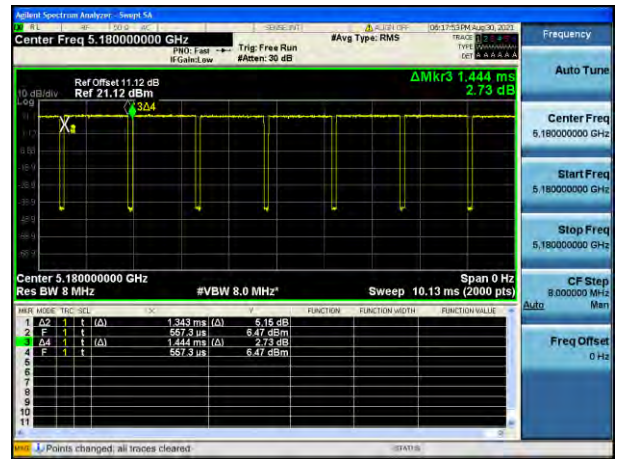
802.11n(HT20)



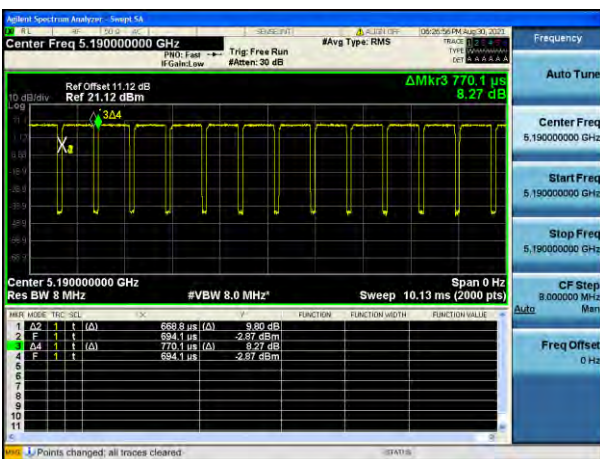
802.11n(HT40)



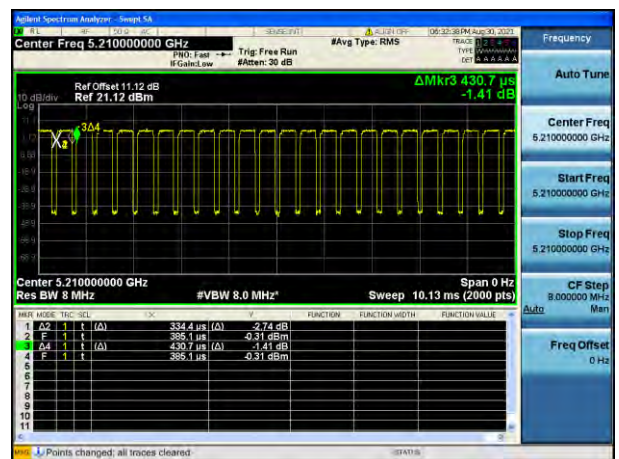
802.11ac(VHT20)



802.11ac(VHT40)



802.11ac(VHT80)



10.2 26 dB Bandwidth

Straddle channel data in the table below are for reporting purposes only.

Straddle channel data were added in section 10.7.1.

[Ant.1]

| 802.11a Mode | | 26 dB Bandwidth [MHz] | 99 % bandwidth [MHz] |
|-----------------|-------------|-----------------------|----------------------|
| Frequency [MHz] | Channel No. | | |
| 5180 | 36 | 21.31 | 16.775 |
| 5200 | 40 | 21.24 | 16.771 |
| 5240 | 48 | 21.48 | 16.740 |
| 5260 | 52 | 21.45 | 16.757 |
| 5300 | 60 | 21.31 | 16.770 |
| 5320 | 64 | 21.25 | 16.707 |
| 5500 | 100 | 21.21 | 16.765 |
| 5600 | 120 | 21.20 | 16.774 |
| 5720 | 144 | 21.22 | 16.785 |
| 5745 | 149 | 21.34 | 16.793 |
| 5785 | 157 | 21.34 | 16.730 |
| 5825 | 165 | 21.76 | 16.893 |

| 802.11n(HT20) Mode | | 26 dB Bandwidth [MHz] | 99 % bandwidth [MHz] |
|--------------------|-------------|-----------------------|----------------------|
| Frequency [MHz] | Channel No. | | |
| 5180 | 36 | 21.50 | 17.898 |
| 5200 | 40 | 21.66 | 17.908 |
| 5240 | 48 | 21.38 | 17.894 |
| 5260 | 52 | 21.63 | 17.930 |
| 5300 | 60 | 21.45 | 17.922 |
| 5320 | 64 | 21.64 | 17.899 |
| 5500 | 100 | 21.65 | 17.915 |
| 5600 | 120 | 21.54 | 17.871 |
| 5720 | 144 | 21.60 | 17.915 |
| 5745 | 149 | 21.74 | 17.928 |
| 5785 | 157 | 21.57 | 17.916 |
| 5825 | 165 | 22.49 | 17.956 |

| 802.11n(HT40) Mode | | 26 dB Bandwidth [MHz] | 99 % bandwidth [MHz] |
|--------------------|-------------|-----------------------|----------------------|
| Frequency [MHz] | Channel No. | | |
| 5190 | 38 | 39.88 | 36.319 |
| 5230 | 46 | 40.07 | 36.366 |
| 5270 | 54 | 39.86 | 36.351 |
| 5310 | 62 | 40.21 | 36.318 |
| 5510 | 102 | 40.16 | 36.324 |
| 5590 | 118 | 40.00 | 36.304 |
| 5710 | 142 | 40.01 | 36.378 |
| 5755 | 151 | 39.75 | 36.360 |
| 5795 | 159 | 39.78 | 36.312 |

| 802.11ac(VHT20) Mode | | 26 dB Bandwidth [MHz] | 99 % bandwidth [MHz] |
|----------------------|-------------|-----------------------|----------------------|
| Frequency [MHz] | Channel No. | | |
| 5180 | 36 | 21.53 | 17.911 |
| 5200 | 40 | 21.51 | 17.931 |
| 5240 | 48 | 21.50 | 17.904 |
| 5260 | 52 | 21.50 | 17.889 |
| 5300 | 60 | 21.71 | 17.836 |
| 5320 | 64 | 21.43 | 17.881 |
| 5500 | 100 | 21.60 | 17.926 |
| 5600 | 120 | 21.58 | 17.891 |
| 5720 | 144 | 21.45 | 17.914 |
| 5745 | 149 | 21.58 | 17.920 |
| 5785 | 157 | 21.75 | 17.933 |
| 5825 | 165 | 23.60 | 17.990 |

| 802.11ac(VHT40) Mode | | 26 dB Bandwidth [MHz] | 99 % bandwidth [MHz] |
|----------------------|-------------|-----------------------|----------------------|
| Frequency [MHz] | Channel No. | | |
| 5190 | 38 | 39.79 | 36.294 |
| 5230 | 46 | 39.57 | 36.325 |
| 5270 | 54 | 39.76 | 36.299 |
| 5310 | 62 | 39.86 | 36.275 |
| 5510 | 102 | 39.67 | 36.301 |
| 5590 | 118 | 39.78 | 36.321 |
| 5710 | 142 | 39.72 | 36.325 |
| 5755 | 151 | 39.95 | 36.361 |
| 5795 | 159 | 41.33 | 36.306 |

| 802.11ac(VHT80) Mode | | 26 dB Bandwidth [MHz] | 99 % bandwidth [MHz] |
|----------------------|-------------|-----------------------|----------------------|
| Frequency [MHz] | Channel No. | | |
| 5210 | 42 | 81.35 | 75.616 |
| 5290 | 58 | 81.59 | 75.683 |
| 5530 | 106 | 81.14 | 75.646 |
| 5610 | 122 | 81.60 | 75.655 |
| 5690 | 138 | 81.74 | 75.711 |
| 5775 | 155 | 81.48 | 75.684 |

[Ant.2]

| 802.11a Mode | | 26 dB Bandwidth [MHz] | 99 % bandwidth [MHz] |
|-----------------|-------------|-----------------------|----------------------|
| Frequency [MHz] | Channel No. | | |
| 5180 | 36 | 21.37 | 16.787 |
| 5200 | 40 | 21.30 | 16.774 |
| 5240 | 48 | 21.18 | 16.727 |
| 5260 | 52 | 21.37 | 16.735 |
| 5300 | 60 | 21.16 | 16.760 |
| 5320 | 64 | 21.33 | 16.785 |
| 5500 | 100 | 21.37 | 16.731 |
| 5600 | 120 | 21.22 | 16.759 |
| 5720 | 144 | 21.40 | 16.763 |
| 5745 | 149 | 21.38 | 16.752 |
| 5785 | 157 | 21.26 | 16.735 |
| 5825 | 165 | 21.66 | 16.785 |

| 802.11n(HT20) Mode | | 26 dB Bandwidth [MHz] | 99 % bandwidth [MHz] |
|--------------------|-------------|-----------------------|----------------------|
| Frequency [MHz] | Channel No. | | |
| 5180 | 36 | 21.47 | 17.919 |
| 5200 | 40 | 21.55 | 17.934 |
| 5240 | 48 | 21.54 | 17.892 |
| 5260 | 52 | 21.57 | 17.942 |
| 5300 | 60 | 21.45 | 17.884 |
| 5320 | 64 | 21.53 | 17.929 |
| 5500 | 100 | 21.53 | 17.855 |
| 5600 | 120 | 21.58 | 17.891 |
| 5720 | 144 | 21.46 | 17.948 |
| 5745 | 149 | 21.64 | 17.900 |
| 5785 | 157 | 21.47 | 17.925 |
| 5825 | 165 | 21.67 | 17.900 |

| 802.11n(HT40) Mode | | 26 dB Bandwidth [MHz] | 99 % bandwidth [MHz] |
|--------------------|-------------|-----------------------|----------------------|
| Frequency [MHz] | Channel No. | | |
| 5190 | 38 | 40.11 | 36.341 |
| 5230 | 46 | 40.10 | 36.348 |
| 5270 | 54 | 40.02 | 36.287 |
| 5310 | 62 | 39.94 | 36.356 |
| 5510 | 102 | 40.11 | 36.317 |
| 5590 | 118 | 39.78 | 36.311 |
| 5710 | 142 | 40.08 | 36.329 |
| 5755 | 151 | 40.10 | 36.374 |
| 5795 | 159 | 39.84 | 36.310 |

| 802.11ac(VHT20) Mode | | 26 dB Bandwidth [MHz] | 99 % bandwidth [MHz] |
|----------------------|-------------|-----------------------|----------------------|
| Frequency [MHz] | Channel No. | | |
| 5180 | 36 | 21.42 | 17.923 |
| 5200 | 40 | 21.47 | 17.880 |
| 5240 | 48 | 21.54 | 17.907 |
| 5260 | 52 | 21.54 | 17.897 |
| 5300 | 60 | 21.54 | 17.904 |
| 5320 | 64 | 21.65 | 17.936 |
| 5500 | 100 | 21.59 | 17.885 |
| 5600 | 120 | 21.48 | 17.924 |
| 5720 | 144 | 21.71 | 17.889 |
| 5745 | 149 | 21.49 | 17.905 |
| 5785 | 157 | 21.54 | 17.873 |
| 5825 | 165 | 22.61 | 17.914 |

| 802.11ac(VHT40) Mode | | 26 dB Bandwidth [MHz] | 99 % bandwidth [MHz] |
|----------------------|-------------|-----------------------|----------------------|
| Frequency [MHz] | Channel No. | | |
| 5190 | 38 | 39.85 | 36.301 |
| 5230 | 46 | 39.93 | 36.332 |
| 5270 | 54 | 39.81 | 36.349 |
| 5310 | 62 | 39.62 | 36.339 |
| 5510 | 102 | 39.70 | 36.361 |
| 5590 | 118 | 39.86 | 36.309 |
| 5710 | 142 | 39.69 | 36.343 |
| 5755 | 151 | 39.67 | 36.284 |
| 5795 | 159 | 40.00 | 36.283 |

| 802.11ac(VHT80) Mode | | 26 dB Bandwidth [MHz] | 99 % bandwidth [MHz] |
|----------------------|-------------|-----------------------|----------------------|
| Frequency [MHz] | Channel No. | | |
| 5210 | 42 | 81.24 | 75.778 |
| 5290 | 58 | 81.49 | 75.656 |
| 5530 | 106 | 81.31 | 75.782 |
| 5610 | 122 | 81.67 | 75.722 |
| 5690 | 138 | 81.12 | 75.825 |
| 5775 | 155 | 81.89 | 75.776 |

[Ant.1]

☐ Test Plots(802.11a)

Note:

In order to simplify the report, attached plots were only the most wide channel.

802.11a UNII 1 BAND 26 dB Bandwidth (CH 48)



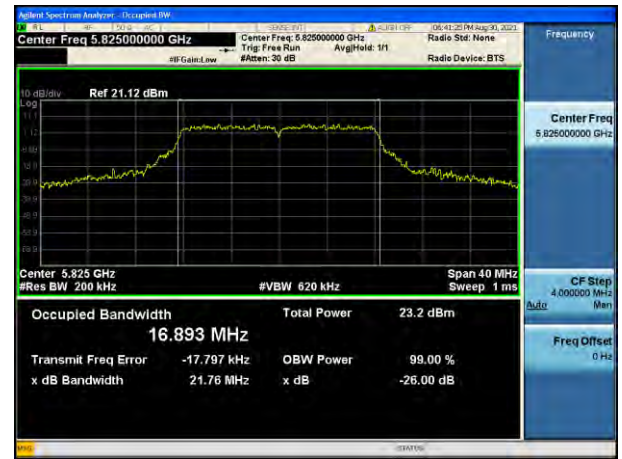
802.11a UNII 2A BAND 26 dB Bandwidth (CH 52)



802.11a UNII 2C BAND 26 dB Bandwidth (CH 144)



802.11a UNII 3 BAND 26 dB Bandwidth (CH 165)

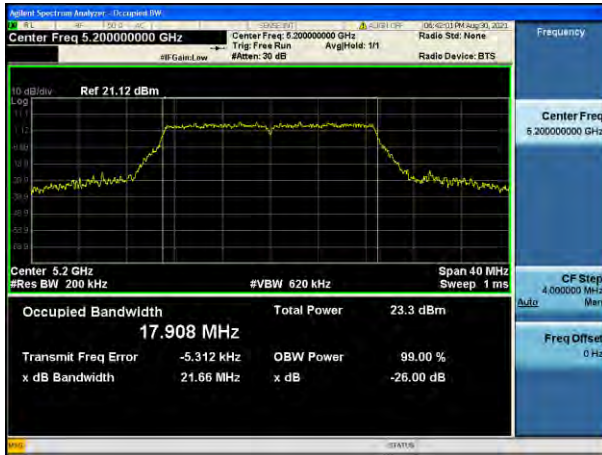


☐ Test Plots(802.11n(HT20))

Note:

In order to simplify the report, attached plots were only the most wide channel.

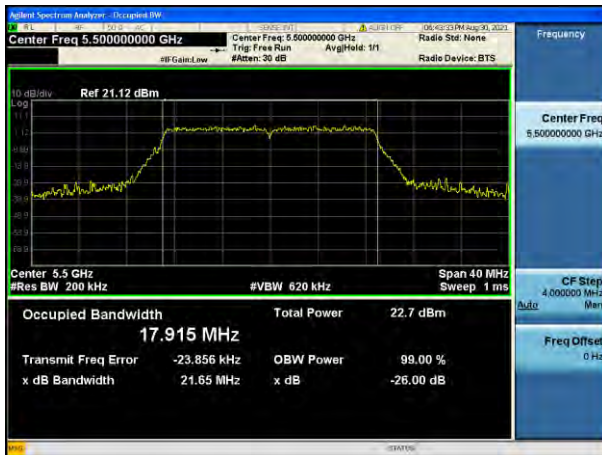
802.11n_HT20 UNII 1 BAND 26 dB Bandwidth(CH 40)



802.11n_HT20 UNII 2A BAND 26 dB Bandwidth(CH 64)



802.11n_HT20 UNII 2C BAND 26 dB Bandwidth(CH 100)



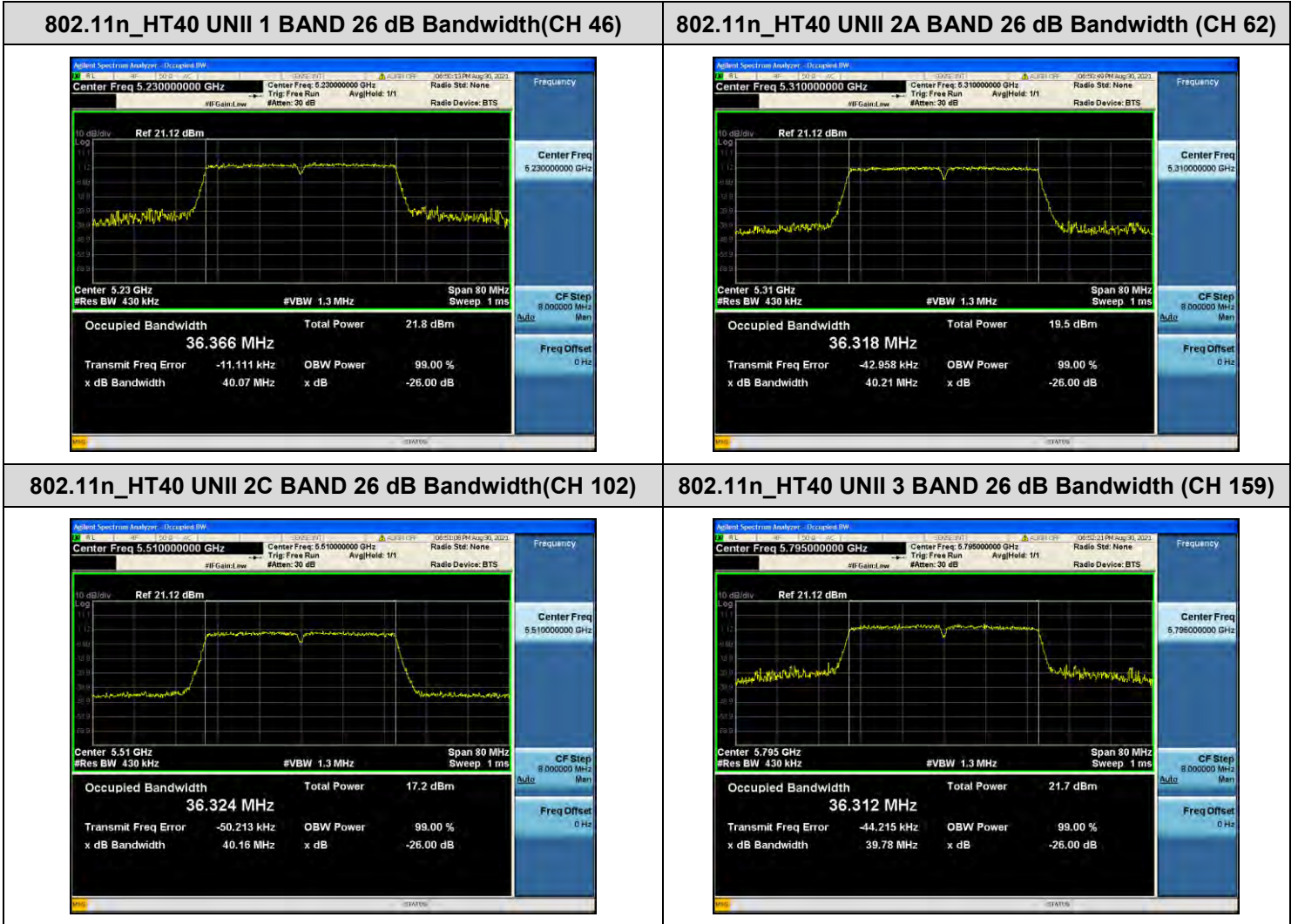
802.11n_HT20 UNII 3 BAND 26 dB Bandwidth(CH 165)



☐ Test Plots(802.11n(HT40))

Note:

In order to simplify the report, attached plots were only the most wide channel.

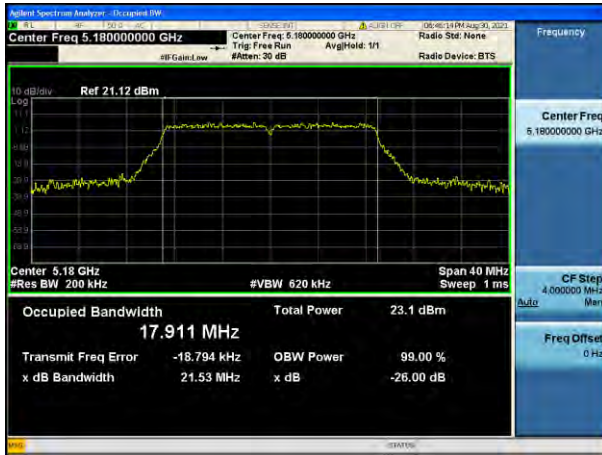


☐ Test Plots(802.11ac(VHT20))

Note:

In order to simplify the report, attached plots were only the most wide channel.

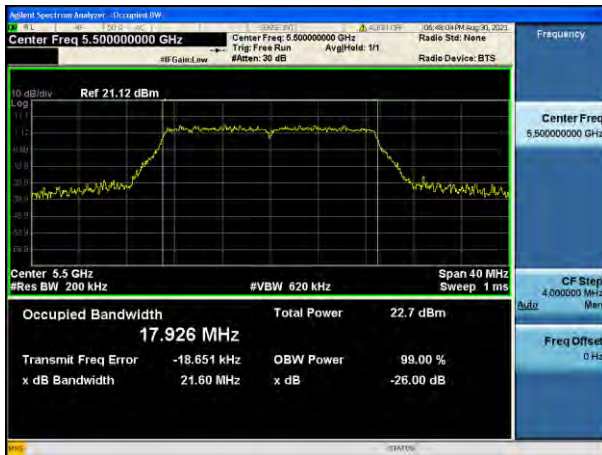
802.11ac_VHT20 UNII 1 BAND 26 dB Bandwidth(CH 36)



802.11ac_VHT20 UNII 2A BAND 26 dB Bandwidth(CH 60)



802.11ac_VHT20 UNII 2C BAND 26 dB Bandwidth(CH 100)



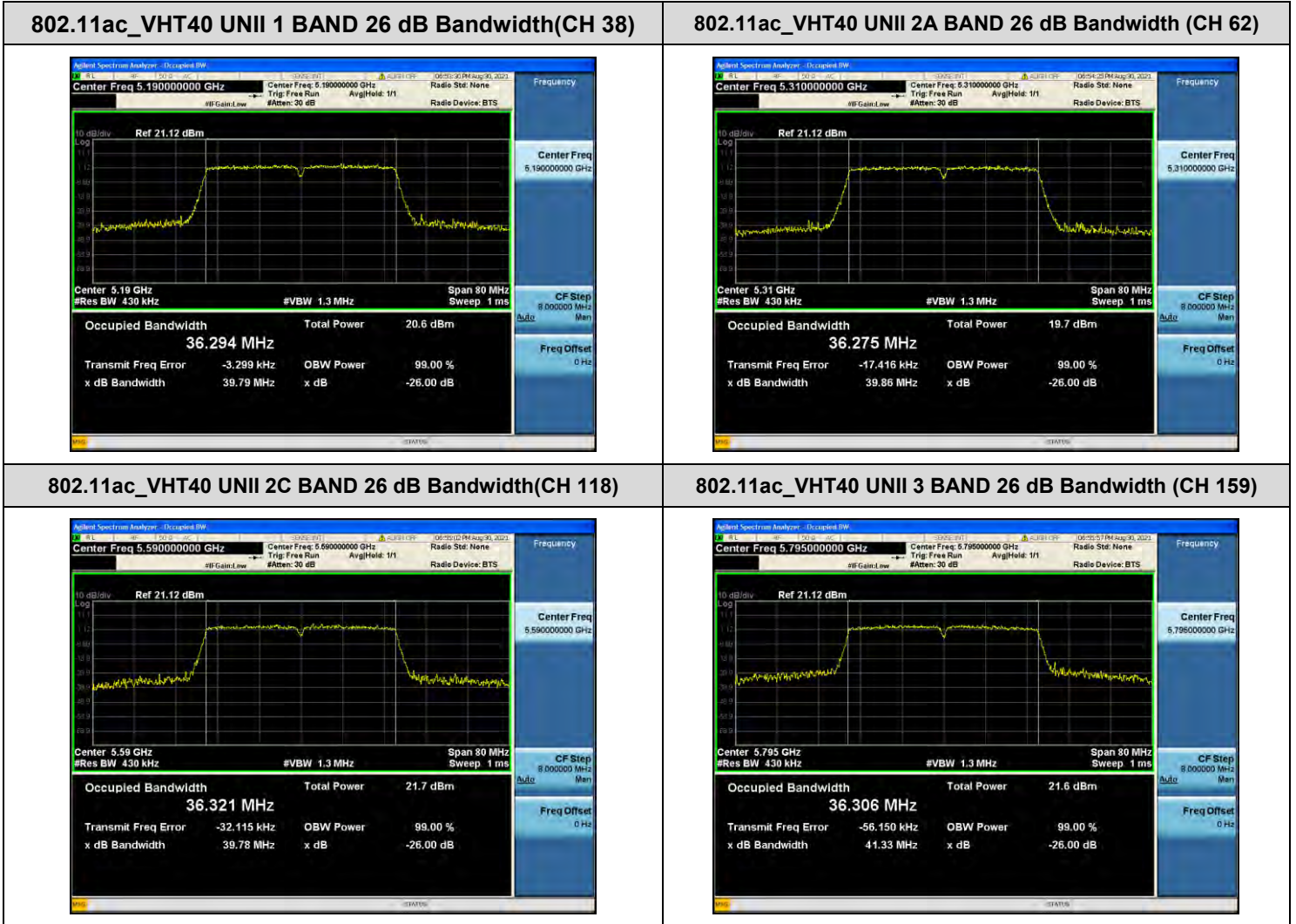
802.11ac_VHT20 UNII 3 BAND 26 dB Bandwidth(CH 165)



☐ Test Plots(802.11ac(VHT40))

Note:

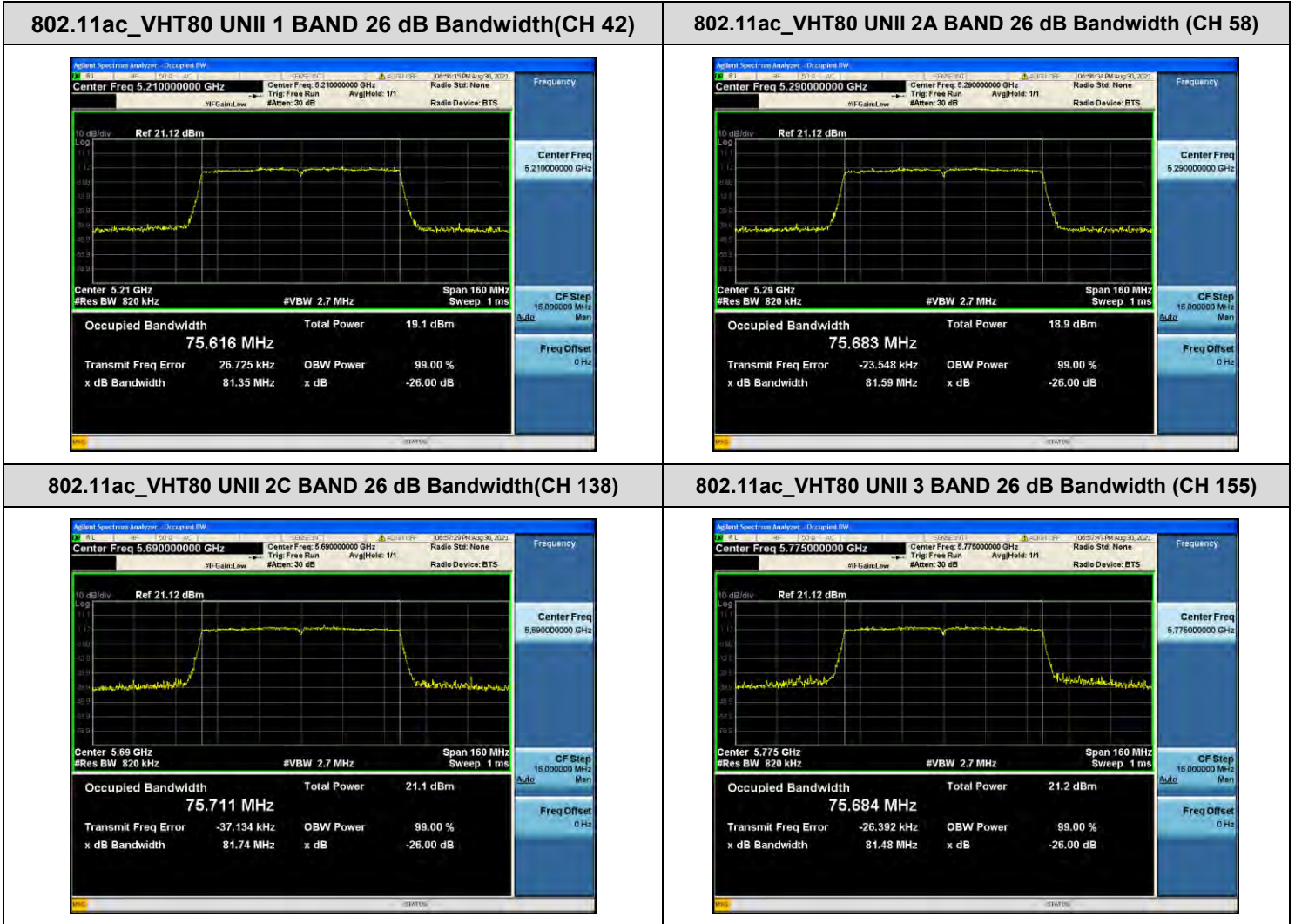
In order to simplify the report, attached plots were only the most wide channel.



☐ Test Plots(802.11ac(VHT80))

Note:

In order to simplify the report, attached plots were only the most wide channel.

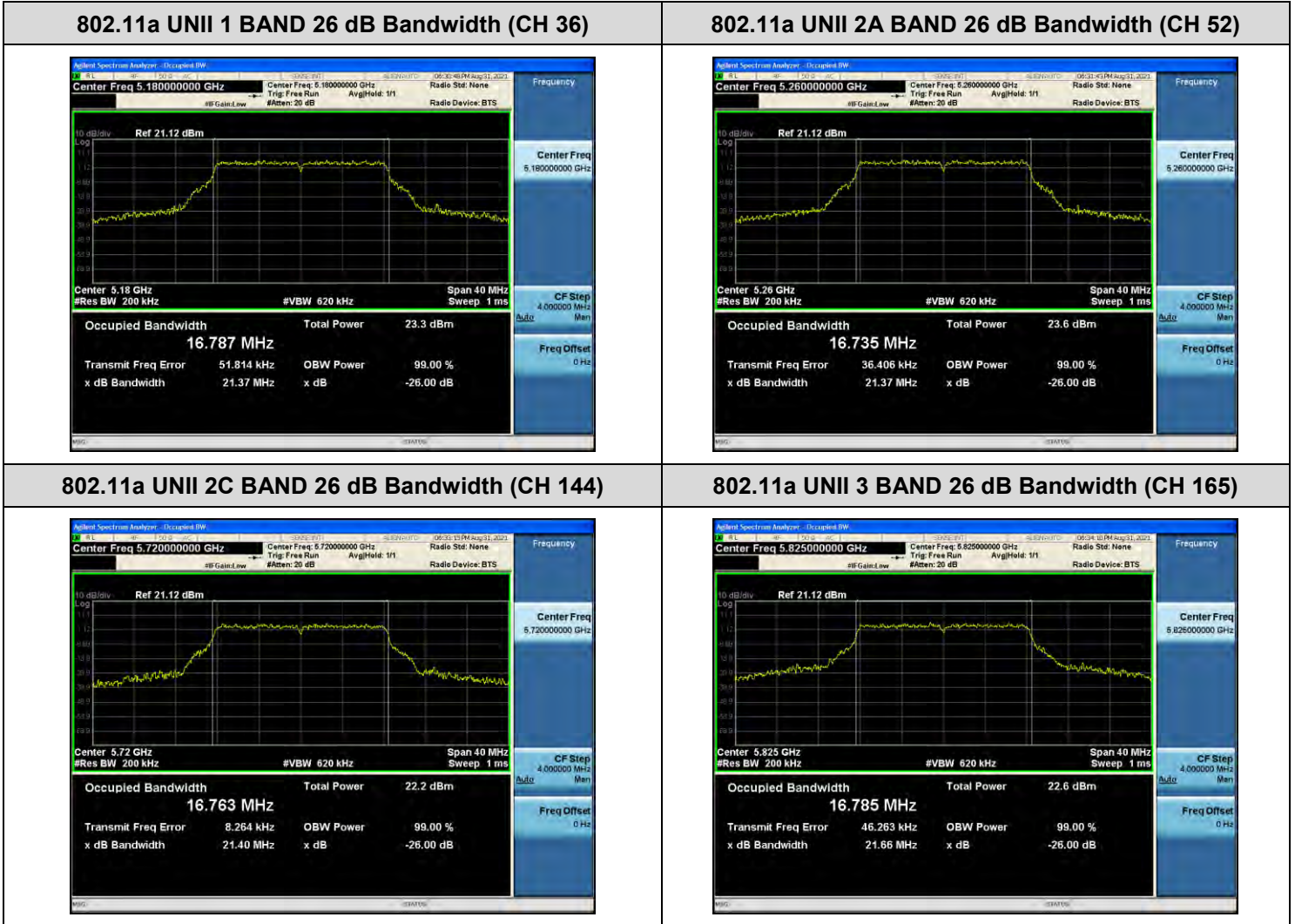


[Ant.2]

☐ Test Plots(802.11a)

Note:

In order to simplify the report, attached plots were only the most wide channel.



☐ Test Plots(802.11n(HT20))

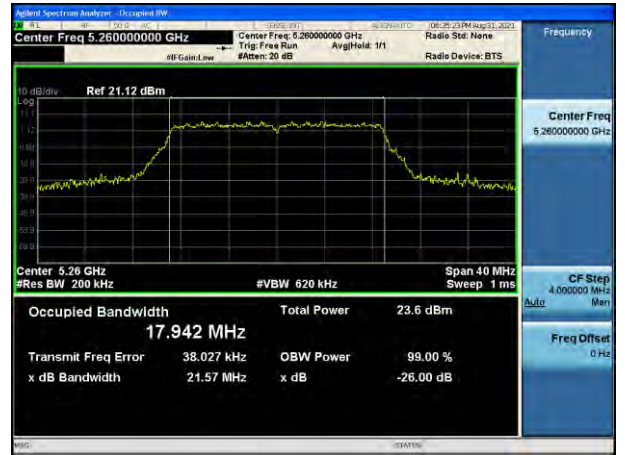
Note:

In order to simplify the report, attached plots were only the most wide channel.

802.11n_HT20 UNII 1 BAND 26 dB Bandwidth(CH 40)



802.11n_HT20 UNII 2A BAND 26 dB Bandwidth(CH 52)



802.11n_HT20 UNII 2C BAND 26 dB Bandwidth(CH 120)



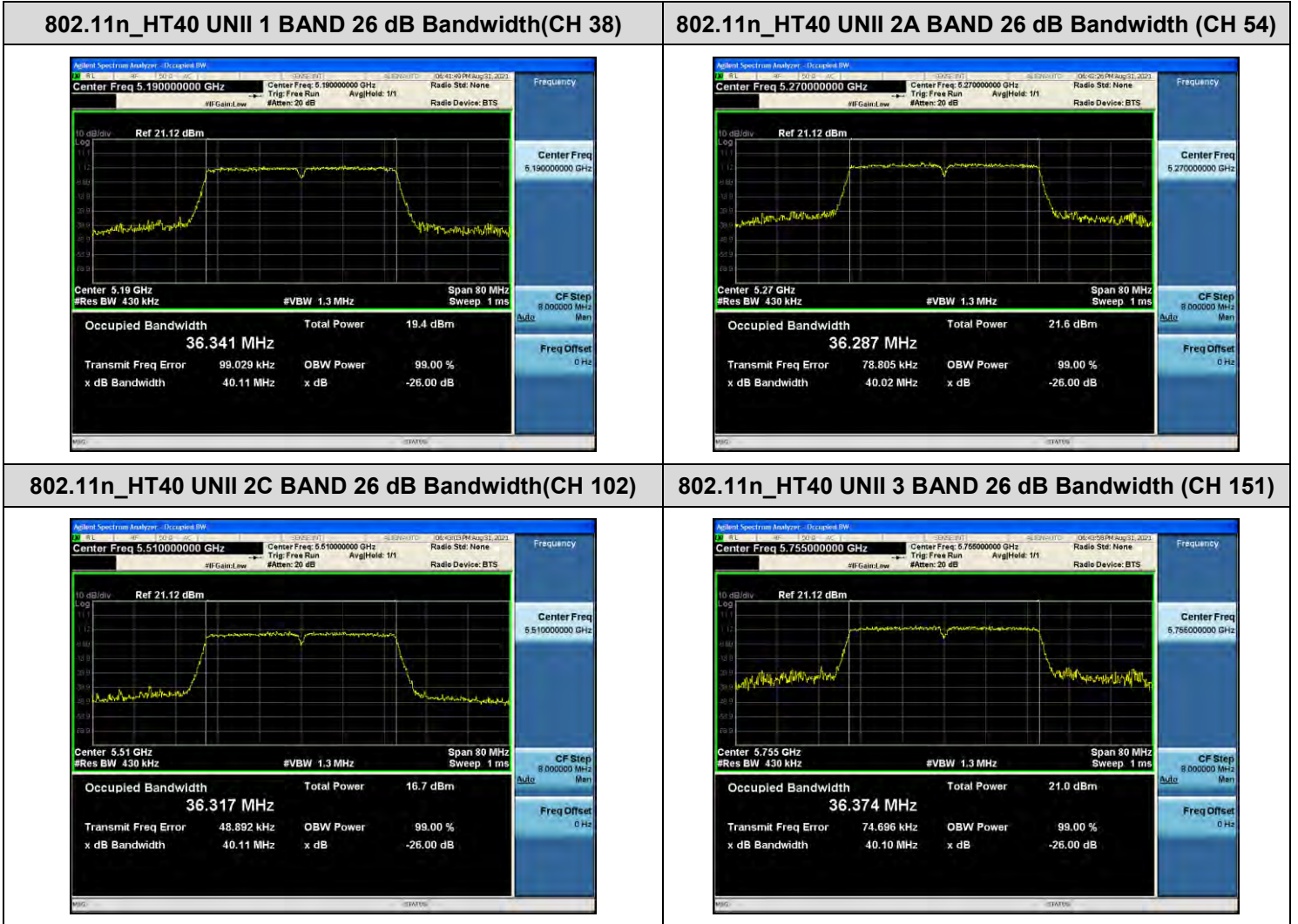
802.11n_HT20 UNII 3 BAND 26 dB Bandwidth(CH 165)



☐ Test Plots(802.11n(HT40))

Note:

In order to simplify the report, attached plots were only the most wide channel.



☐ Test Plots(802.11ac(VHT20))

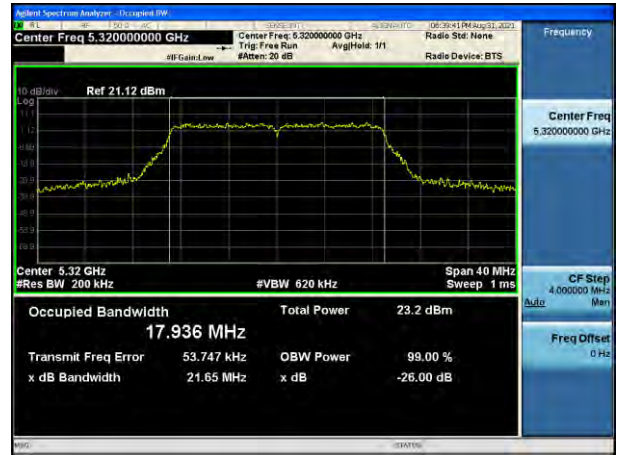
Note:

In order to simplify the report, attached plots were only the most wide channel.

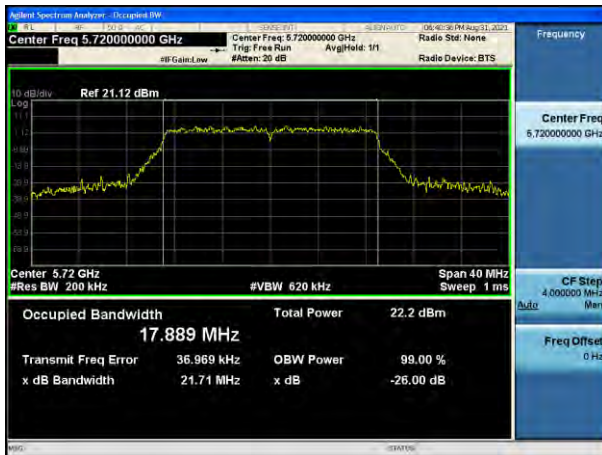
802.11ac_VHT20 UNII 1 BAND 26 dB Bandwidth(CH 48)



802.11ac_VHT20 UNII 2A BAND 26 dB Bandwidth(CH 64)



802.11ac_VHT20 UNII 2C BAND 26 dB Bandwidth(CH 144)



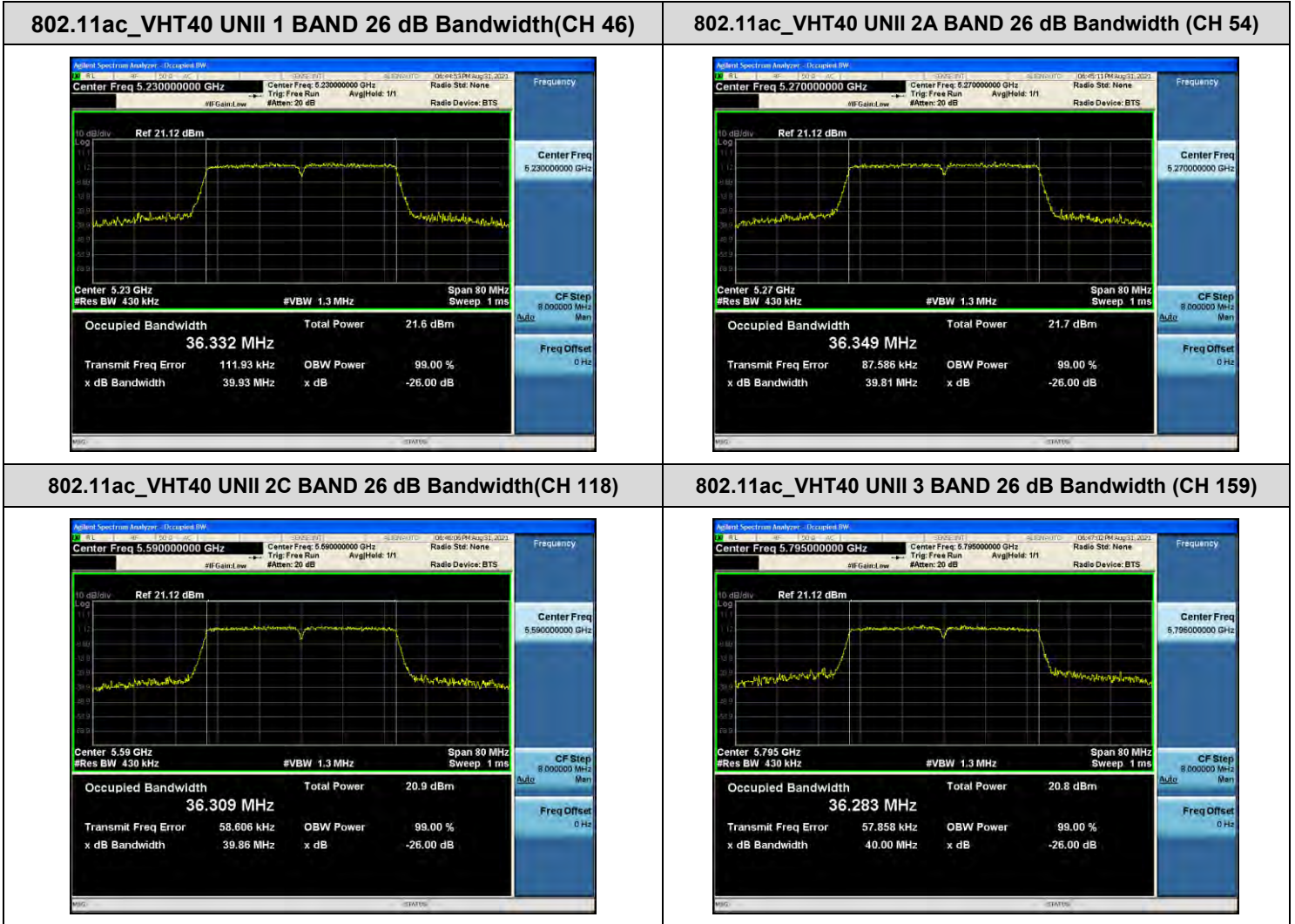
802.11ac_VHT20 UNII 3 BAND 26 dB Bandwidth(CH 165)



☐ Test Plots(802.11ac(VHT40))

Note:

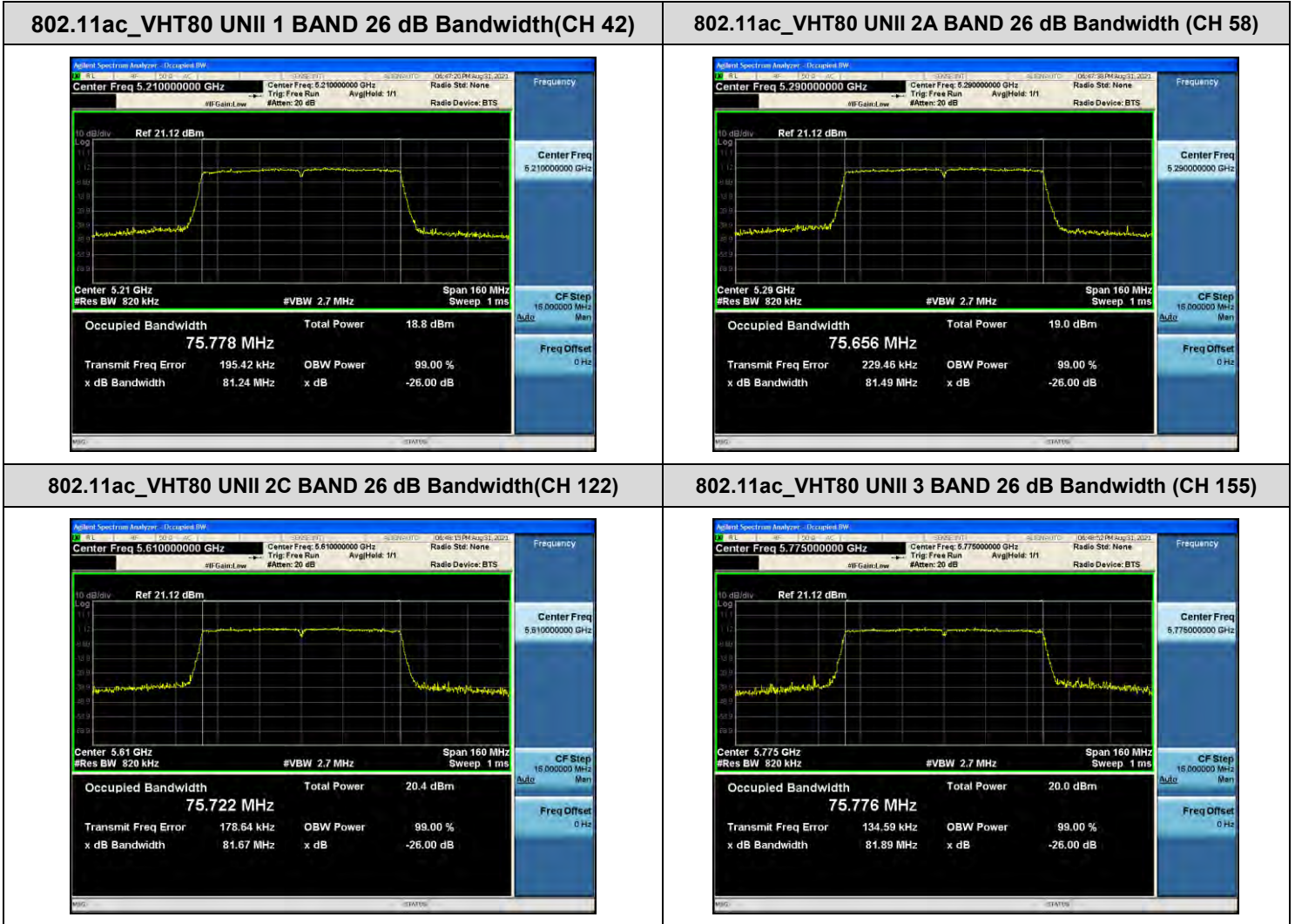
In order to simplify the report, attached plots were only the most wide channel.



☐ Test Plots(802.11ac(VHT80))

Note:

In order to simplify the report, attached plots were only the most wide channel.



10.3 6 dB BANDWIDTH

[Ant.1]

| 802.11a Mode | | Measured Bandwidth [MHz] | Limit [MHz] | Pass / Fail |
|-----------------|-------------|--------------------------|-------------|-------------|
| Frequency [MHz] | Channel No. | | | |
| 5745 | 149 | 16.41 | > 0.5 | Pass |
| 5785 | 157 | 16.41 | > 0.5 | Pass |
| 5825 | 165 | 16.38 | > 0.5 | Pass |

| 802.11n(HT20) Mode | | Measured Bandwidth [MHz] | Limit [MHz] | Pass / Fail |
|--------------------|-------------|--------------------------|-------------|-------------|
| Frequency [MHz] | Channel No. | | | |
| 5745 | 149 | 17.64 | > 0.5 | Pass |
| 5785 | 157 | 17.62 | > 0.5 | Pass |
| 5825 | 165 | 17.62 | > 0.5 | Pass |

| 802.11n(HT40) Mode | | Measured Bandwidth [MHz] | Limit [MHz] | Pass / Fail |
|--------------------|-------------|--------------------------|-------------|-------------|
| Frequency [MHz] | Channel No. | | | |
| 5755 | 151 | 36.38 | > 0.5 | Pass |
| 5795 | 159 | 36.11 | > 0.5 | Pass |

| 802.11ac(VHT20) Mode | | Measured Bandwidth [MHz] | Limit [MHz] | Pass / Fail |
|----------------------|-------------|--------------------------|-------------|-------------|
| Frequency [MHz] | Channel No. | | | |
| 5745 | 149 | 17.62 | > 0.5 | Pass |
| 5785 | 157 | 17.62 | > 0.5 | Pass |
| 5825 | 165 | 17.61 | > 0.5 | Pass |

| 802.11ac(VHT40) Mode | | Measured Bandwidth [MHz] | Limit [MHz] | Pass / Fail |
|----------------------|-------------|--------------------------|-------------|-------------|
| Frequency [MHz] | Channel No. | | | |
| 5755 | 151 | 36.17 | > 0.5 | Pass |
| 5795 | 159 | 36.02 | > 0.5 | Pass |

| 802.11ac(VHT80) Mode | | Measured Bandwidth [MHz] | Limit [MHz] | Pass / Fail |
|----------------------|-------------|--------------------------|-------------|-------------|
| Frequency [MHz] | Channel No. | | | |
| 5775 | 155 | 75.67 | > 0.5 | Pass |

[Ant.2]

| 802.11a Mode | | Measured Bandwidth [MHz] | Limit [MHz] | Pass / Fail |
|-----------------|-------------|--------------------------|-------------|-------------|
| Frequency [MHz] | Channel No. | | | |
| 5745 | 149 | 16.41 | > 0.5 | Pass |
| 5785 | 157 | 16.41 | > 0.5 | Pass |
| 5825 | 165 | 16.38 | > 0.5 | Pass |

| 802.11n(HT20) Mode | | Measured Bandwidth [MHz] | Limit [MHz] | Pass / Fail |
|--------------------|-------------|--------------------------|-------------|-------------|
| Frequency [MHz] | Channel No. | | | |
| 5745 | 149 | 17.64 | > 0.5 | Pass |
| 5785 | 157 | 17.62 | > 0.5 | Pass |
| 5825 | 165 | 17.63 | > 0.5 | Pass |

| 802.11n(HT40) Mode | | Measured Bandwidth [MHz] | Limit [MHz] | Pass / Fail |
|--------------------|-------------|--------------------------|-------------|-------------|
| Frequency [MHz] | Channel No. | | | |
| 5755 | 151 | 36.37 | > 0.5 | Pass |
| 5795 | 159 | 36.34 | > 0.5 | Pass |

| 802.11ac(VHT20) Mode | | Measured Bandwidth [MHz] | Limit [MHz] | Pass / Fail |
|----------------------|-------------|--------------------------|-------------|-------------|
| Frequency [MHz] | Channel No. | | | |
| 5745 | 149 | 17.64 | > 0.5 | Pass |
| 5785 | 157 | 17.62 | > 0.5 | Pass |
| 5825 | 165 | 17.62 | > 0.5 | Pass |

| 802.11ac(VHT40) Mode | | Measured Bandwidth [MHz] | Limit [MHz] | Pass / Fail |
|----------------------|-------------|--------------------------|-------------|-------------|
| Frequency [MHz] | Channel No. | | | |
| 5755 | 151 | 36.40 | > 0.5 | Pass |
| 5795 | 159 | 36.21 | > 0.5 | Pass |

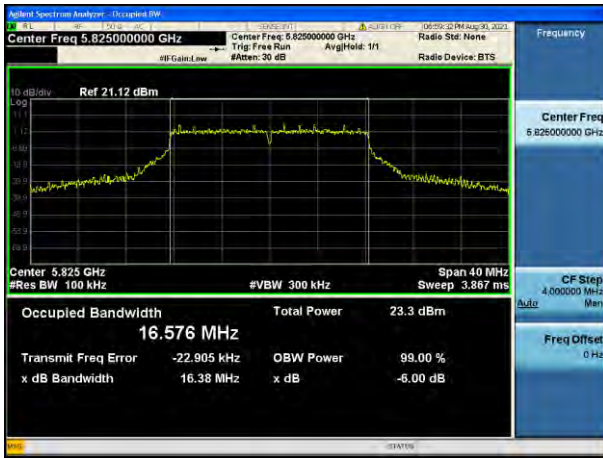
| 802.11ac(VHT80) Mode | | Measured Bandwidth [MHz] | Limit [MHz] | Pass / Fail |
|----------------------|-------------|--------------------------|-------------|-------------|
| Frequency [MHz] | Channel No. | | | |
| 5775 | 155 | 75.41 | > 0.5 | Pass |

[Ant.1]

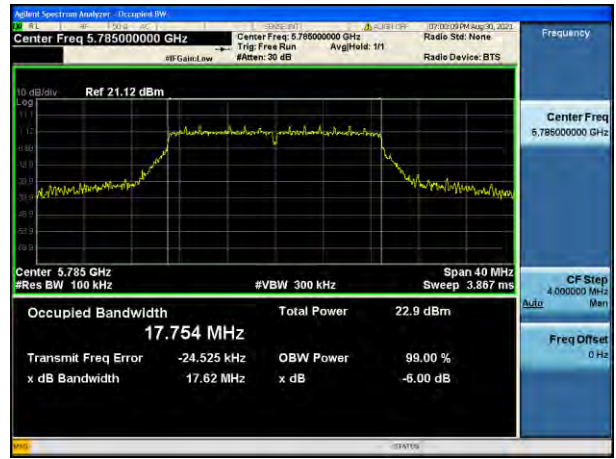
☑ Test Plots

Note: In order to simplify the report, attached plots were only the most narrow channel.

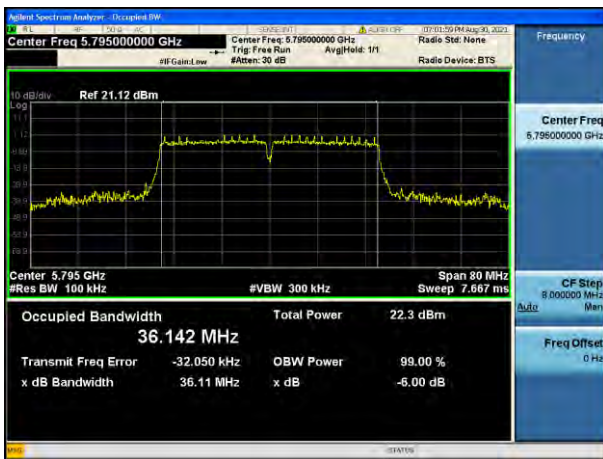
802.11a (CH.165)



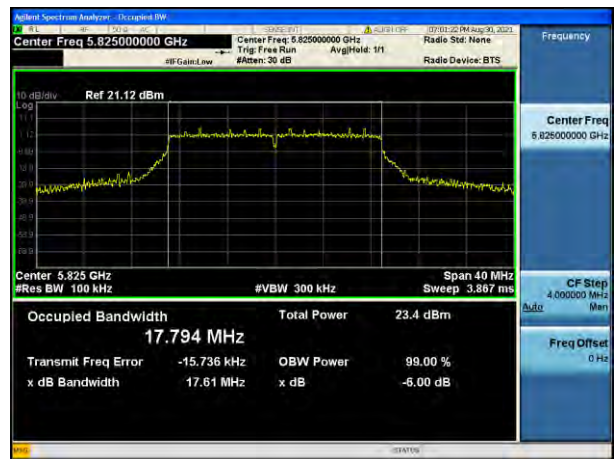
802.11n(HT20) (CH.157)



802.11n(HT40) (CH.159)



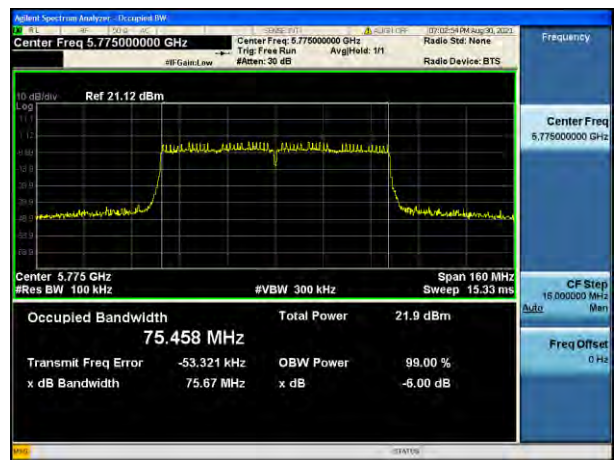
802.11ac(VHT20) (CH.165)



802.11ac(VHT40) (CH.159)



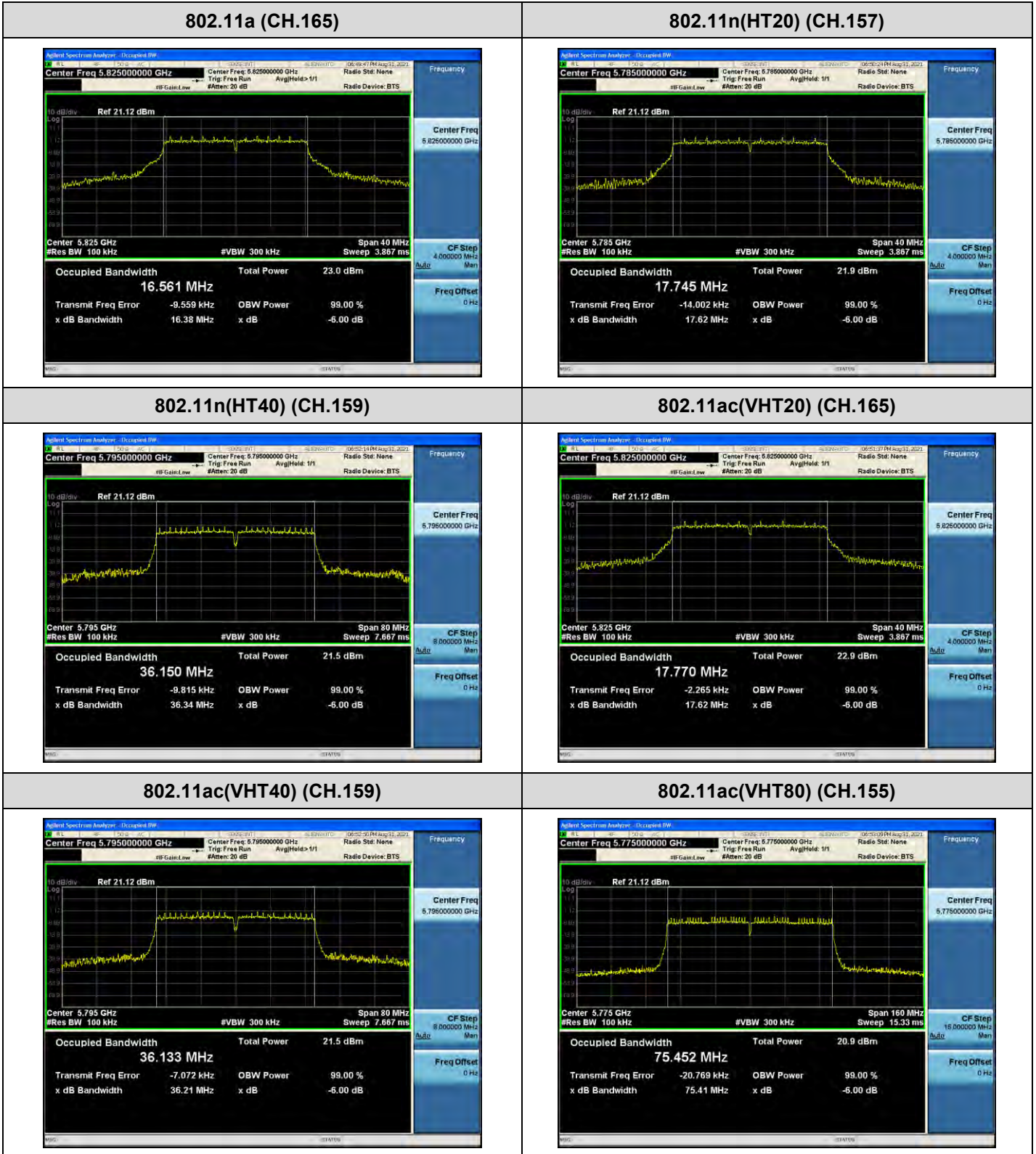
802.11ac(VHT80) (CH.155)



[Ant.2]

☑ Test Plots

Note: In order to simplify the report, attached plots were only the most narrow channel.



10.4 OUTPUT POWER MEASUREMENT

Straddle channel data in the table below are for reporting purposes only.

Straddle channel data were added in section 10.7.3.

[Ant.1]

| 802.11a Mode | | Power Level Setting | Measured Power [dBm] | Duty Cycle Factor (dB) | Total Power [dBm] | Limit (dBm) | Worstcase Datarate (Mbps) |
|-----------------|-------------|---------------------|----------------------|------------------------|-------------------|-------------|---------------------------|
| Frequency [MHz] | Channel No. | | | | | | |
| 5180 | 36 | 16 | 14.93 | 1.963 | 16.89 | 23.98 | 54 |
| 5200 | 40 | 16 | 14.95 | 1.963 | 16.91 | 23.98 | 54 |
| 5240 | 48 | 15 | 14.51 | 1.963 | 16.48 | 23.98 | 54 |
| 5260 | 52 | 16 | 14.92 | 1.963 | 16.88 | 23.98 | 54 |
| 5300 | 60 | 16 | 14.92 | 1.963 | 16.88 | 23.98 | 54 |
| 5320 | 64 | 16 | 14.94 | 1.963 | 16.90 | 23.98 | 54 |
| 5500 | 100 | 15 | 14.45 | 1.963 | 16.41 | 23.98 | 54 |
| 5600 | 120 | 15 | 14.45 | 1.963 | 16.41 | 23.98 | 54 |
| 5720 | 144 | 15 | 14.33 | 1.963 | 16.30 | 23.98 | 54 |
| 5745 | 149 | 15 | 14.70 | 1.963 | 16.66 | 30.00 | 54 |
| 5785 | 157 | 15 | 14.48 | 1.963 | 16.44 | 30.00 | 54 |
| 5825 | 165 | 16 | 14.89 | 1.963 | 16.86 | 30.00 | 54 |

| 802.11n(20 MHz) Mode | | Power Level Setting | Measured Power [dBm] | Duty Cycle Factor (dB) | Total Power [dBm] | Limit (dBm) | Worstcase MCS Index |
|----------------------|-------------|---------------------|----------------------|------------------------|-------------------|-------------|---------------------|
| Frequency [MHz] | Channel No. | | | | | | |
| 5180 | 36 | 16 | 14.96 | 1.919 | 16.88 | 23.98 | MCS6 |
| 5200 | 40 | 16 | 14.89 | 1.919 | 16.81 | 23.98 | MCS6 |
| 5240 | 48 | 16 | 14.97 | 1.919 | 16.89 | 23.98 | MCS6 |
| 5260 | 52 | 16 | 14.93 | 1.919 | 16.85 | 23.98 | MCS6 |
| 5300 | 60 | 16 | 14.93 | 1.919 | 16.85 | 23.98 | MCS6 |
| 5320 | 64 | 16 | 14.84 | 1.919 | 16.76 | 23.98 | MCS6 |
| 5500 | 100 | 15 | 14.18 | 1.919 | 16.10 | 23.98 | MCS6 |
| 5600 | 120 | 15 | 14.18 | 1.919 | 16.10 | 23.98 | MCS6 |
| 5720 | 144 | 15 | 14.10 | 1.919 | 16.02 | 23.98 | MCS6 |
| 5745 | 149 | 15 | 14.42 | 1.919 | 16.34 | 30.00 | MCS6 |
| 5785 | 157 | 15 | 14.25 | 1.919 | 16.17 | 30.00 | MCS6 |
| 5825 | 165 | 16 | 15.00 | 1.919 | 16.92 | 30.00 | MCS6 |

| 802.11n(40 MHz) Mode | | Power Level Setting | Measured Power [dBm] | Duty Cycle Factor (dB) | Total Power [dBm] | Limit (dBm) | Worstcase MCS Index |
|----------------------|-------------|---------------------|----------------------|------------------------|-------------------|-------------|---------------------|
| Frequency [MHz] | Channel No. | | | | | | |
| 5190 | 38 | 12 | 10.09 | 3.123 | 13.21 | 23.98 | MCS7 |
| 5230 | 46 | 14 | 12.36 | 3.123 | 15.48 | 23.98 | MCS7 |
| 5270 | 54 | 14 | 12.09 | 3.123 | 15.21 | 23.98 | MCS7 |
| 5310 | 62 | 11 | 9.30 | 3.123 | 12.42 | 23.98 | MCS7 |
| 5510 | 102 | 10 | 8.18 | 3.123 | 11.30 | 23.98 | MCS7 |
| 5590 | 118 | 14 | 12.32 | 3.123 | 15.45 | 23.98 | MCS7 |
| 5710 | 142 | 14 | 12.32 | 3.123 | 15.44 | 23.98 | MCS7 |
| 5755 | 151 | 14 | 12.75 | 3.123 | 15.87 | 30.00 | MCS7 |
| 5795 | 159 | 14 | 12.32 | 3.123 | 15.45 | 30.00 | MCS7 |

| 802.11ac(20 MHz) Mode | | Power Level Setting | Measured Power [dBm] | Duty Cycle Factor (dB) | Total Power [dBm] | Limit (dBm) | Worstcase MCS Index |
|-----------------------|-------------|---------------------|----------------------|------------------------|-------------------|-------------|---------------------|
| Frequency [MHz] | Channel No. | | | | | | |
| 5180 | 36 | 16 | 14.51 | 2.278 | 16.79 | 23.98 | MCS8 |
| 5200 | 40 | 16 | 14.41 | 2.278 | 16.69 | 23.98 | MCS8 |
| 5240 | 48 | 16 | 14.60 | 2.278 | 16.88 | 23.98 | MCS8 |
| 5260 | 52 | 16 | 14.53 | 2.278 | 16.81 | 23.98 | MCS8 |
| 5300 | 60 | 16 | 14.58 | 2.278 | 16.86 | 23.98 | MCS8 |
| 5320 | 64 | 16 | 14.59 | 2.278 | 16.87 | 23.98 | MCS8 |
| 5500 | 100 | 15 | 13.96 | 2.278 | 16.24 | 23.98 | MCS8 |
| 5600 | 120 | 15 | 13.93 | 2.278 | 16.21 | 23.98 | MCS8 |
| 5720 | 144 | 15 | 13.88 | 2.278 | 16.16 | 23.98 | MCS8 |
| 5745 | 149 | 15 | 14.14 | 2.278 | 16.41 | 30.00 | MCS8 |
| 5785 | 157 | 15 | 13.97 | 2.278 | 16.25 | 30.00 | MCS8 |
| 5825 | 165 | 16 | 14.54 | 2.278 | 16.82 | 30.00 | MCS8 |

| 802.11ac(40 MHz) | | Power Level Setting | Measured Power [dBm] | Duty Cycle Factor (dB) | Total Power [dBm] | Limit (dBm) | Worstcase MCS Index |
|------------------|-------------|---------------------|----------------------|------------------------|-------------------|-------------|---------------------|
| Mode | Channel No. | | | | | | |
| Frequency [MHz] | Channel No. | | | | | | |
| 5190 | 38 | 13 | 11.87 | 2.278 | 14.15 | 23.98 | MCS4 |
| 5230 | 46 | 14 | 13.22 | 2.278 | 15.50 | 23.98 | MCS4 |
| 5270 | 54 | 14 | 12.88 | 2.278 | 15.16 | 23.98 | MCS4 |
| 5310 | 62 | 12 | 10.91 | 2.278 | 13.19 | 23.98 | MCS4 |
| 5510 | 102 | 11 | 10.14 | 2.278 | 12.42 | 23.98 | MCS4 |
| 5590 | 118 | 14 | 13.10 | 2.278 | 15.38 | 23.98 | MCS4 |
| 5710 | 142 | 14 | 13.14 | 2.278 | 15.41 | 23.98 | MCS4 |
| 5755 | 151 | 14 | 13.51 | 2.278 | 15.79 | 30.00 | MCS4 |
| 5795 | 159 | 14 | 13.09 | 2.278 | 15.37 | 30.00 | MCS4 |

| 802.11ac(80 MHz) | | Power Level Setting | Measured Power [dBm] | Duty Cycle Factor (dB) | Total Power [dBm] | Limit (dBm) | Worstcase MCS Index |
|------------------|-------------|---------------------|----------------------|------------------------|-------------------|-------------|---------------------|
| Mode | Channel No. | | | | | | |
| Frequency [MHz] | Channel No. | | | | | | |
| 5210 | 42 | 11 | 8.95 | 3.123 | 12.08 | 23.98 | MCS4 |
| 5290 | 58 | 11 | 8.77 | 3.123 | 11.90 | 23.98 | MCS4 |
| 5530 | 106 | 11 | 9.25 | 3.123 | 12.37 | 23.98 | MCS4 |
| 5610 | 122 | 13 | 11.12 | 3.123 | 14.24 | 23.98 | MCS4 |
| 5690 | 138 | 13 | 11.06 | 3.123 | 14.18 | 23.98 | MCS4 |
| 5775 | 155 | 13 | 11.14 | 3.123 | 14.26 | 30.00 | MCS4 |

[Ant.2]

| 802.11a Mode | | Power Level Setting | Measured Power [dBm] | Duty Cycle Factor (dB) | Total Power [dBm] | Limit (dBm) | Worstcase Datarate (Mbps) |
|-----------------|-------------|---------------------|----------------------|------------------------|-------------------|-------------|---------------------------|
| Frequency [MHz] | Channel No. | | | | | | |
| 5180 | 36 | 16 | 14.87 | 1.963 | 16.84 | 23.98 | 54 |
| 5200 | 40 | 16 | 14.82 | 1.963 | 16.78 | 23.98 | 54 |
| 5240 | 48 | 15 | 13.98 | 1.963 | 15.95 | 23.98 | 54 |
| 5260 | 52 | 16 | 14.92 | 1.963 | 16.88 | 23.98 | 54 |
| 5300 | 60 | 16 | 14.91 | 1.963 | 16.88 | 23.98 | 54 |
| 5320 | 64 | 16 | 14.71 | 1.963 | 16.68 | 23.98 | 54 |
| 5500 | 100 | 15 | 13.50 | 1.963 | 15.47 | 23.98 | 54 |
| 5600 | 120 | 15 | 13.43 | 1.963 | 15.39 | 23.98 | 54 |
| 5720 | 144 | 15 | 13.73 | 1.963 | 15.69 | 23.98 | 54 |
| 5745 | 149 | 15 | 13.51 | 1.963 | 15.47 | 30.00 | 54 |
| 5785 | 157 | 15 | 13.31 | 1.963 | 15.27 | 30.00 | 54 |
| 5825 | 165 | 16 | 14.40 | 1.963 | 16.36 | 30.00 | 54 |

| 802.11n(20 MHz) Mode | | Power Level Setting | Measured Power [dBm] | Duty Cycle Factor (dB) | Total Power [dBm] | Limit (dBm) | Worstcase MCS Index |
|----------------------|-------------|---------------------|----------------------|------------------------|-------------------|-------------|---------------------|
| Frequency [MHz] | Channel No. | | | | | | |
| 5180 | 36 | 16 | 14.80 | 1.919 | 16.72 | 23.98 | MCS6 |
| 5200 | 40 | 16 | 14.71 | 1.919 | 16.63 | 23.98 | MCS6 |
| 5240 | 48 | 16 | 14.69 | 1.919 | 16.61 | 23.98 | MCS6 |
| 5260 | 52 | 16 | 14.97 | 1.919 | 16.89 | 23.98 | MCS6 |
| 5300 | 60 | 16 | 14.92 | 1.919 | 16.83 | 23.98 | MCS6 |
| 5320 | 64 | 16 | 14.66 | 1.919 | 16.58 | 23.98 | MCS6 |
| 5500 | 100 | 15 | 13.38 | 1.919 | 15.30 | 23.98 | MCS6 |
| 5600 | 120 | 15 | 13.43 | 1.919 | 15.35 | 23.98 | MCS6 |
| 5720 | 144 | 15 | 13.70 | 1.919 | 15.62 | 23.98 | MCS6 |
| 5745 | 149 | 15 | 13.42 | 1.919 | 15.34 | 30.00 | MCS6 |
| 5785 | 157 | 15 | 13.24 | 1.919 | 15.16 | 30.00 | MCS6 |
| 5825 | 165 | 16 | 14.25 | 1.919 | 16.17 | 30.00 | MCS6 |

| 802.11n(40 MHz) Mode | | Power Level Setting | Measured Power [dBm] | Duty Cycle Factor (dB) | Total Power [dBm] | Limit (dBm) | Worstcase MCS Index |
|----------------------|-------------|---------------------|----------------------|------------------------|-------------------|-------------|---------------------|
| Frequency [MHz] | Channel No. | | | | | | |
| 5190 | 38 | 12 | 9.87 | 3.123 | 12.99 | 23.98 | MCS7 |
| 5230 | 46 | 14 | 12.03 | 3.123 | 15.15 | 23.98 | MCS7 |
| 5270 | 54 | 14 | 12.16 | 3.123 | 15.29 | 23.98 | MCS7 |
| 5310 | 62 | 11 | 9.61 | 3.123 | 12.73 | 23.98 | MCS7 |
| 5510 | 102 | 10 | 7.20 | 3.123 | 10.32 | 23.98 | MCS7 |
| 5590 | 118 | 14 | 11.44 | 3.123 | 14.56 | 23.98 | MCS7 |
| 5710 | 142 | 14 | 11.97 | 3.123 | 15.09 | 23.98 | MCS7 |
| 5755 | 151 | 14 | 11.56 | 3.123 | 14.68 | 30.00 | MCS7 |
| 5795 | 159 | 14 | 11.32 | 3.123 | 14.44 | 30.00 | MCS7 |

| 802.11ac(20 MHz) Mode | | Power Level Setting | Measured Power [dBm] | Duty Cycle Factor (dB) | Total Power [dBm] | Limit (dBm) | Worstcase MCS Index |
|-----------------------|-------------|---------------------|----------------------|------------------------|-------------------|-------------|---------------------|
| Frequency [MHz] | Channel No. | | | | | | |
| 5180 | 36 | 16 | 14.50 | 2.278 | 16.78 | 23.98 | MCS8 |
| 5200 | 40 | 16 | 14.49 | 2.278 | 16.76 | 23.98 | MCS8 |
| 5240 | 48 | 16 | 14.37 | 2.278 | 16.65 | 23.98 | MCS8 |
| 5260 | 52 | 16 | 14.61 | 2.278 | 16.89 | 23.98 | MCS8 |
| 5300 | 60 | 16 | 14.63 | 2.278 | 16.91 | 23.98 | MCS8 |
| 5320 | 64 | 16 | 14.35 | 2.278 | 16.63 | 23.98 | MCS8 |
| 5500 | 100 | 15 | 13.07 | 2.278 | 15.35 | 23.98 | MCS8 |
| 5600 | 120 | 15 | 13.12 | 2.278 | 15.40 | 23.98 | MCS8 |
| 5720 | 144 | 15 | 13.38 | 2.278 | 15.66 | 23.98 | MCS8 |
| 5745 | 149 | 15 | 13.03 | 2.278 | 15.31 | 30.00 | MCS8 |
| 5785 | 157 | 15 | 12.96 | 2.278 | 15.24 | 30.00 | MCS8 |
| 5825 | 165 | 16 | 13.97 | 2.278 | 16.25 | 30.00 | MCS8 |

| 802.11ac(40 MHz) Mode | | Power Level Setting | Measured Power [dBm] | Duty Cycle Factor (dB) | Total Power [dBm] | Limit (dBm) | Worstcase MCS Index |
|--------------------------|----------------|---------------------------|----------------------------|------------------------------|-------------------------|----------------|---------------------------|
| Frequency [MHz] | Channel No. | | | | | | |
| 5190 | 38 | 13 | 11.83 | 2.278 | 14.11 | 23.98 | MCS4 |
| 5230 | 46 | 14 | 12.79 | 2.278 | 15.07 | 23.98 | MCS4 |
| 5270 | 54 | 14 | 12.93 | 2.278 | 15.21 | 23.98 | MCS4 |
| 5310 | 62 | 12 | 10.40 | 2.278 | 12.68 | 23.98 | MCS4 |
| 5510 | 102 | 11 | 9.14 | 2.278 | 11.42 | 23.98 | MCS4 |
| 5590 | 118 | 14 | 12.24 | 2.278 | 14.52 | 23.98 | MCS4 |
| 5710 | 142 | 14 | 12.68 | 2.278 | 14.96 | 23.98 | MCS4 |
| 5755 | 151 | 14 | 12.33 | 2.278 | 14.60 | 30.00 | MCS4 |
| 5795 | 159 | 14 | 12.16 | 2.278 | 14.44 | 30.00 | MCS4 |

| 802.11ac(80 MHz) Mode | | Power Level Setting | Measured Power [dBm] | Duty Cycle Factor (dB) | Total Power [dBm] | Limit (dBm) | Worstcase MCS Index |
|--------------------------|----------------|---------------------------|----------------------------|------------------------------|-------------------------|----------------|---------------------------|
| Frequency [MHz] | Channel No. | | | | | | |
| 5210 | 42 | 11 | 8.71 | 3.123 | 11.83 | 23.98 | MCS4 |
| 5290 | 58 | 11 | 8.84 | 3.123 | 11.96 | 23.98 | MCS4 |
| 5530 | 106 | 11 | 8.15 | 3.123 | 11.27 | 23.98 | MCS4 |
| 5610 | 122 | 13 | 10.38 | 3.123 | 13.50 | 23.98 | MCS4 |
| 5690 | 138 | 13 | 10.45 | 3.123 | 13.57 | 23.98 | MCS4 |
| 5775 | 155 | 13 | 10.05 | 3.123 | 13.17 | 30.00 | MCS4 |

[MIMO]

| 802.11a Mode | | Power Level Setting | Ant.1 Measured Power (dBm) + Duty Cycle Factor | Ant.2 Measured Power (dBm) + Duty Cycle Factor | MIMO Total Power [dBm] | Limit (dBm) | Worstcase Datarate (Mbps) |
|-----------------|-------------|---------------------|--|--|------------------------|-------------|---------------------------|
| Frequency [MHz] | Channel No. | | | | | | |
| 5180 | 36 | 16 | 16.89 | 16.84 | 19.87 | 23.98 | 54 |
| 5200 | 40 | 16 | 16.91 | 16.78 | 19.86 | 23.98 | 54 |
| 5240 | 48 | 15 | 16.48 | 15.95 | 19.23 | 23.98 | 54 |
| 5260 | 52 | 16 | 16.88 | 16.88 | 19.89 | 23.98 | 54 |
| 5300 | 60 | 16 | 16.88 | 16.88 | 19.89 | 23.98 | 54 |
| 5320 | 64 | 16 | 16.90 | 16.68 | 19.80 | 23.98 | 54 |
| 5500 | 100 | 15 | 16.41 | 15.47 | 18.97 | 23.98 | 54 |
| 5600 | 120 | 15 | 16.41 | 15.39 | 18.94 | 23.98 | 54 |
| 5720 | 144 | 15 | 16.30 | 15.69 | 19.01 | 23.98 | 54 |
| 5745 | 149 | 15 | 16.66 | 15.47 | 19.11 | 30.00 | 54 |
| 5785 | 157 | 15 | 16.44 | 15.27 | 18.91 | 30.00 | 54 |
| 5825 | 165 | 16 | 16.86 | 16.36 | 19.63 | 30.00 | 54 |

| 802.11n(20 MHz) Mode | | Power Level Setting | Ant.1 Measured Power (dBm) + Duty Cycle Factor | Ant.2 Measured Power (dBm) + Duty Cycle Factor | MIMO Total Power [dBm] | Limit (dBm) | Worstcase Datarate (Mbps) |
|----------------------|-------------|---------------------|--|--|------------------------|-------------|---------------------------|
| Frequency [MHz] | Channel No. | | | | | | |
| 5180 | 36 | 16 | 16.88 | 16.72 | 19.81 | 23.98 | MCS6 |
| 5200 | 40 | 16 | 16.81 | 16.63 | 19.73 | 23.98 | MCS6 |
| 5240 | 48 | 16 | 16.89 | 16.61 | 19.76 | 23.98 | MCS6 |
| 5260 | 52 | 16 | 16.85 | 16.89 | 19.88 | 23.98 | MCS6 |
| 5300 | 60 | 16 | 16.85 | 16.83 | 19.85 | 23.98 | MCS6 |
| 5320 | 64 | 16 | 16.76 | 16.58 | 19.68 | 23.98 | MCS6 |
| 5500 | 100 | 15 | 16.10 | 15.30 | 18.73 | 23.98 | MCS6 |
| 5600 | 120 | 15 | 16.10 | 15.35 | 18.75 | 23.98 | MCS6 |
| 5720 | 144 | 15 | 16.02 | 15.62 | 18.83 | 23.98 | MCS6 |
| 5745 | 149 | 15 | 16.34 | 15.34 | 18.88 | 30.00 | MCS6 |
| 5785 | 157 | 15 | 16.17 | 15.16 | 18.70 | 30.00 | MCS6 |
| 5825 | 165 | 16 | 16.92 | 16.17 | 19.57 | 30.00 | MCS6 |

| 802.11n(40 MHz) Mode | | Power Level Setting | Ant.1 Measured Power (dBm) + Duty Cycle Factor | Ant.2 Measured Power (dBm) + Duty Cycle Factor | MIMO Total Power [dBm] | Limit (dBm) | Worstcase Datarate (Mbps) |
|----------------------|-------------|---------------------|--|--|------------------------|-------------|---------------------------|
| Frequency [MHz] | Channel No. | | | | | | |
| 5190 | 38 | 12 | 13.21 | 12.99 | 16.11 | 23.98 | MCS7 |
| 5230 | 46 | 14 | 15.48 | 15.15 | 18.33 | 23.98 | MCS7 |
| 5270 | 54 | 14 | 15.21 | 15.29 | 18.26 | 23.98 | MCS7 |
| 5310 | 62 | 11 | 12.42 | 12.73 | 15.59 | 23.98 | MCS7 |
| 5510 | 102 | 10 | 11.30 | 10.32 | 13.85 | 23.98 | MCS7 |
| 5590 | 118 | 14 | 15.45 | 14.56 | 18.04 | 23.98 | MCS7 |
| 5710 | 142 | 14 | 15.44 | 15.09 | 18.28 | 23.98 | MCS7 |
| 5755 | 151 | 14 | 15.87 | 14.68 | 18.33 | 30.00 | MCS7 |
| 5795 | 159 | 14 | 15.45 | 14.44 | 17.98 | 30.00 | MCS7 |

| 802.11ac(20 MHz) Mode | | Power Level Setting | Ant.1 Measured Power (dBm) + Duty Cycle Factor | Ant.2 Measured Power (dBm) + Duty Cycle Factor | MIMO Total Power [dBm] | Limit (dBm) | Worstcase Datarate (Mbps) |
|-----------------------|-------------|---------------------|--|--|------------------------|-------------|---------------------------|
| Frequency [MHz] | Channel No. | | | | | | |
| 5180 | 36 | 16 | 16.79 | 16.78 | 19.80 | 23.98 | MCS7 |
| 5200 | 40 | 16 | 16.69 | 16.76 | 19.74 | 23.98 | MCS7 |
| 5240 | 48 | 16 | 16.88 | 16.65 | 19.78 | 23.98 | MCS7 |
| 5260 | 52 | 16 | 16.81 | 16.89 | 19.86 | 23.98 | MCS7 |
| 5300 | 60 | 16 | 16.86 | 16.91 | 19.90 | 23.98 | MCS7 |
| 5320 | 64 | 16 | 16.87 | 16.63 | 19.76 | 23.98 | MCS7 |
| 5500 | 100 | 15 | 16.24 | 15.35 | 18.83 | 23.98 | MCS7 |
| 5600 | 120 | 15 | 16.21 | 15.40 | 18.83 | 23.98 | MCS7 |
| 5720 | 144 | 15 | 16.16 | 15.66 | 18.93 | 23.98 | MCS7 |
| 5745 | 149 | 15 | 16.41 | 15.31 | 18.91 | 30.00 | MCS7 |
| 5785 | 157 | 15 | 16.25 | 15.24 | 18.79 | 30.00 | MCS7 |
| 5825 | 165 | 16 | 16.82 | 16.25 | 19.55 | 30.00 | MCS7 |

| 802.11ac(40 MHz) Mode | | Power Level Setting | Ant.1 Measured Power (dBm) + Duty Cycle Factor | Ant.2 Measured Power (dBm) + Duty Cycle Factor | MIMO Total Power [dBm] | Limit (dBm) | Worstcase Datarate (Mbps) |
|--------------------------|----------------|---------------------------|--|--|---------------------------------|----------------|---------------------------------|
| Frequency [MHz] | Channel No. | | | | | | |
| 5190 | 38 | 13 | 14.15 | 14.11 | 17.14 | 23.98 | MCS9 |
| 5230 | 46 | 14 | 15.50 | 15.07 | 18.30 | 23.98 | MCS9 |
| 5270 | 54 | 14 | 15.16 | 15.21 | 18.19 | 23.98 | MCS9 |
| 5310 | 62 | 12 | 13.19 | 12.68 | 15.95 | 23.98 | MCS9 |
| 5510 | 102 | 11 | 12.42 | 11.42 | 14.96 | 23.98 | MCS9 |
| 5590 | 118 | 14 | 15.38 | 14.52 | 17.98 | 23.98 | MCS9 |
| 5710 | 142 | 14 | 15.41 | 14.96 | 18.20 | 23.98 | MCS9 |
| 5755 | 151 | 14 | 15.79 | 14.60 | 18.25 | 30.00 | MCS9 |
| 5795 | 159 | 14 | 15.37 | 14.44 | 17.94 | 30.00 | MCS9 |

| 802.11ac(80 MHz) Mode | | Power Level Setting | Ant.1 Measured Power (dBm) + Duty Cycle Factor | Ant.2 Measured Power (dBm) + Duty Cycle Factor | MIMO Total Power [dBm] | Limit (dBm) | Worstcase Datarate (Mbps) |
|--------------------------|----------------|---------------------------|--|--|---------------------------------|----------------|---------------------------------|
| Frequency [MHz] | Channel No. | | | | | | |
| 5210 | 42 | 11 | 12.08 | 11.83 | 14.97 | 23.98 | MCS5 |
| 5290 | 58 | 11 | 11.90 | 11.96 | 14.94 | 23.98 | MCS5 |
| 5530 | 106 | 11 | 12.37 | 11.27 | 14.87 | 23.98 | MCS5 |
| 5610 | 122 | 13 | 14.24 | 13.50 | 16.90 | 23.98 | MCS5 |
| 5690 | 138 | 13 | 14.18 | 13.57 | 16.90 | 23.98 | MCS5 |
| 5775 | 155 | 13 | 14.26 | 13.17 | 16.76 | 30.00 | MCS5 |

10.5 POWER SPECTRAL DENSITY

[Ant.1]

| 802.11a Mode | | Measured PSD [dBm] | Duty Cycle Factor (dB) | Total PSD [dBm] | Worstcase Datarate (Mbps) | Limit |
|-----------------|-------------|--------------------|------------------------|-----------------|---------------------------|----------------|
| Frequency [MHz] | Channel No. | | | | | |
| 5180 | 36 | 3.296 | 1.963 | 5.259 | 54 | 11 dBm/MHz |
| 5200 | 40 | 3.009 | 1.963 | 4.972 | 54 | |
| 5240 | 48 | 2.755 | 1.963 | 4.718 | 54 | |
| 5260 | 52 | 3.907 | 1.963 | 5.870 | 54 | |
| 5300 | 60 | 3.728 | 1.963 | 5.691 | 54 | |
| 5320 | 64 | 3.415 | 1.963 | 5.378 | 54 | |
| 5500 | 100 | 3.002 | 1.963 | 4.965 | 54 | |
| 5600 | 120 | 3.387 | 1.963 | 5.350 | 54 | |
| 5720 | 144 | 3.592 | 1.963 | 5.555 | 54 | |
| 5745 | 149 | 0.986 | 1.963 | 2.949 | 54 | |
| 5785 | 157 | 0.824 | 1.963 | 2.787 | 54 | 30 dBm/500 kHz |
| 5825 | 165 | 1.742 | 1.963 | 3.705 | 54 | |

| 802.11n(20 MHz) Mode | | Measured PSD [dBm] | Duty Cycle Factor (dB) | Total PSD [dBm] | Worstcase MCS Index | Limit |
|----------------------|-------------|--------------------|------------------------|-----------------|---------------------|----------------|
| Frequency [MHz] | Channel No. | | | | | |
| 5180 | 36 | 3.755 | 1.919 | 5.674 | MCS6 | 11 dBm/MHz |
| 5200 | 40 | 3.783 | 1.919 | 5.702 | MCS6 | |
| 5240 | 48 | 3.364 | 1.919 | 5.283 | MCS6 | |
| 5260 | 52 | 3.672 | 1.919 | 5.591 | MCS6 | |
| 5300 | 60 | 3.614 | 1.919 | 5.533 | MCS6 | |
| 5320 | 64 | 3.214 | 1.919 | 5.133 | MCS6 | |
| 5500 | 100 | 2.749 | 1.919 | 4.668 | MCS6 | |
| 5600 | 120 | 3.051 | 1.919 | 4.970 | MCS6 | |
| 5720 | 144 | 3.139 | 1.919 | 5.058 | MCS6 | |
| 5745 | 149 | 0.623 | 1.919 | 2.542 | MCS6 | |
| 5785 | 157 | 0.491 | 1.919 | 2.410 | MCS6 | 30 dBm/500 kHz |
| 5825 | 165 | 1.063 | 1.919 | 2.982 | MCS6 | |

| 802.11n(40 MHz) Mode | | Measured PSD [dBm] | Duty Cycle Factor (dB) | Total PSD [dBm] | Worstcase MCS Index | Limit |
|----------------------|-------------|--------------------|------------------------|-----------------|---------------------|-----------------|
| Frequency [MHz] | Channel No. | | | | | |
| 5190 | 38 | -4.239 | 3.123 | -1.116 | MCS7 | 11 dBm/MHz |
| 5230 | 46 | -2.049 | 3.123 | 1.074 | MCS7 | |
| 5270 | 54 | -1.433 | 3.123 | 1.690 | MCS7 | |
| 5310 | 62 | -5.989 | 3.123 | -2.866 | MCS7 | |
| 5510 | 102 | -5.931 | 3.123 | -2.808 | MCS7 | |
| 5590 | 118 | -1.229 | 3.123 | 1.894 | MCS7 | |
| 5710 | 142 | -1.361 | 3.123 | 1.762 | MCS7 | |
| 5755 | 151 | -3.305 | 3.123 | -0.182 | MCS7 | 30 dBm /500 kHz |
| 5795 | 159 | -3.601 | 3.123 | -0.478 | MCS7 | |

| 802.11ac(20 MHz) Mode | | Measured PSD [dBm] | Duty Cycle Factor (dB) | Total PSD [dBm] | Worstcase MCS Index | Limit |
|-----------------------|-------------|--------------------|------------------------|-----------------|---------------------|----------------|
| Frequency [MHz] | Channel No. | | | | | |
| 5180 | 36 | 2.983 | 2.278 | 5.261 | MCS7 | 11 dBm/MHz |
| 5200 | 40 | 2.743 | 2.278 | 5.021 | MCS7 | |
| 5240 | 48 | 2.823 | 2.278 | 5.101 | MCS7 | |
| 5260 | 52 | 3.098 | 2.278 | 5.376 | MCS7 | |
| 5300 | 60 | 2.982 | 2.278 | 5.260 | MCS7 | |
| 5320 | 64 | 2.723 | 2.278 | 5.001 | MCS7 | |
| 5500 | 100 | 2.958 | 2.278 | 5.236 | MCS7 | |
| 5600 | 120 | 2.802 | 2.278 | 5.080 | MCS7 | |
| 5720 | 144 | 2.844 | 2.278 | 5.122 | MCS7 | |
| 5745 | 149 | 0.881 | 2.278 | 3.159 | MCS7 | 30 dBm/500 kHz |
| 5785 | 157 | 0.291 | 2.278 | 2.569 | MCS7 | |
| 5825 | 165 | 1.399 | 2.278 | 3.677 | MCS7 | |

| 802.11ac(40 MHz) Mode | | Measured PSD [dBm] | Duty Cycle Factor (dB) | Total PSD [dBm] | Worstcase MCS Index | Limit |
|-----------------------|-------------|--------------------|------------------------|-----------------|---------------------|----------------|
| Frequency [MHz] | Channel No. | | | | | |
| 5190 | 38 | -2.499 | 2.278 | -0.221 | MCS9 | 11 dBm/MHz |
| 5230 | 46 | -0.828 | 2.278 | 1.450 | MCS9 | |
| 5270 | 54 | -1.022 | 2.278 | 1.256 | MCS9 | |
| 5310 | 62 | -4.286 | 2.278 | -2.008 | MCS9 | |
| 5510 | 102 | -4.176 | 2.278 | -1.898 | MCS9 | |
| 5590 | 118 | -0.905 | 2.278 | 1.373 | MCS9 | |
| 5710 | 142 | -0.977 | 2.278 | 1.301 | MCS9 | |
| 5755 | 151 | -2.836 | 2.278 | -0.558 | MCS9 | 30 dBm/500 kHz |
| 5795 | 159 | -3.523 | 2.278 | -1.245 | MCS9 | |

| 802.11ac(80 MHz) Mode | | Measured PSD [dBm] | Duty Cycle Factor (dB) | Total PSD [dBm] | Worstcase MCS Index | Limit |
|-----------------------|-------------|--------------------|------------------------|-----------------|---------------------|------------|
| Frequency [MHz] | Channel No. | | | | | |
| 5210 | 42 | -8.012 | 3.123 | -4.889 | MCS5 | 11 dBm/MHz |
| 5290 | 58 | -7.318 | 3.123 | -4.195 | MCS5 | |
| 5530 | 106 | -8.137 | 3.123 | -5.014 | MCS5 | |
| 5610 | 122 | -5.269 | 3.123 | -2.146 | MCS5 | |
| 5690 | 138 | -5.119 | 3.123 | -1.996 | MCS5 | |
| 5775 | 155 | -8.361 | 3.123 | -5.238 | MCS5 | |

[Ant.2]

| 802.11a Mode | | Measured PSD [dBm] | Duty Cycle Factor (dB) | Total PSD [dBm] | Worstcase Datarate (Mbps) | Limit |
|-----------------|-------------|--------------------|------------------------|-----------------|---------------------------|----------------|
| Frequency [MHz] | Channel No. | | | | | |
| 5180 | 36 | 2.971 | 1.963 | 4.934 | 54 | 11 dBm/MHz |
| 5200 | 40 | 2.727 | 1.963 | 4.690 | 54 | |
| 5240 | 48 | 1.900 | 1.963 | 3.863 | 54 | |
| 5260 | 52 | 3.888 | 1.963 | 5.851 | 54 | |
| 5300 | 60 | 3.801 | 1.963 | 5.764 | 54 | |
| 5320 | 64 | 3.915 | 1.963 | 5.878 | 54 | |
| 5500 | 100 | 2.221 | 1.963 | 4.184 | 54 | |
| 5600 | 120 | 2.203 | 1.963 | 4.166 | 54 | |
| 5720 | 144 | 2.298 | 1.963 | 4.261 | 54 | |
| 5745 | 149 | -0.710 | 1.963 | 1.253 | 54 | 30 dBm/500 kHz |
| 5785 | 157 | -0.798 | 1.963 | 1.165 | 54 | |
| 5825 | 165 | 0.746 | 1.963 | 2.709 | 54 | |

| 802.11n(20 MHz) Mode | | Measured PSD [dBm] | Duty Cycle Factor (dB) | Total PSD [dBm] | Worstcase MCS Index | Limit |
|----------------------|-------------|--------------------|------------------------|-----------------|---------------------|----------------|
| Frequency [MHz] | Channel No. | | | | | |
| 5180 | 36 | 3.532 | 1.919 | 5.451 | MCS6 | 11 dBm/MHz |
| 5200 | 40 | 3.322 | 1.919 | 5.241 | MCS6 | |
| 5240 | 48 | 3.407 | 1.919 | 5.326 | MCS6 | |
| 5260 | 52 | 3.898 | 1.919 | 5.817 | MCS6 | |
| 5300 | 60 | 3.701 | 1.919 | 5.620 | MCS6 | |
| 5320 | 64 | 3.456 | 1.919 | 5.375 | MCS6 | |
| 5500 | 100 | 2.087 | 1.919 | 4.006 | MCS6 | |
| 5600 | 120 | 2.387 | 1.919 | 4.306 | MCS6 | |
| 5720 | 144 | 2.412 | 1.919 | 4.331 | MCS6 | |
| 5745 | 149 | -0.424 | 1.919 | 1.495 | MCS6 | 30 dBm/500 kHz |
| 5785 | 157 | -0.807 | 1.919 | 1.112 | MCS6 | |
| 5825 | 165 | 0.728 | 1.919 | 2.647 | MCS6 | |

| 802.11n(40 MHz) Mode | | Measured PSD [dBm] | Duty Cycle Factor (dB) | Total PSD [dBm] | Worstcase MCS Index | Limit |
|----------------------|-------------|--------------------|------------------------|-----------------|---------------------|----------------|
| Frequency [MHz] | Channel No. | | | | | |
| 5190 | 38 | -4.358 | 3.123 | -1.235 | MCS7 | 11 dBm/MHz |
| 5230 | 46 | -1.994 | 3.123 | 1.129 | MCS7 | |
| 5270 | 54 | -1.565 | 3.123 | 1.558 | MCS7 | |
| 5310 | 62 | -5.432 | 3.123 | -2.309 | MCS7 | |
| 5510 | 102 | -6.554 | 3.123 | -3.431 | MCS7 | |
| 5590 | 118 | -2.431 | 3.123 | 0.692 | MCS7 | |
| 5710 | 142 | -2.159 | 3.123 | 0.964 | MCS7 | |
| 5755 | 151 | -4.826 | 3.123 | -1.703 | MCS7 | 30 dBm/500 kHz |
| 5795 | 159 | -4.868 | 3.123 | -1.745 | MCS7 | |

| 802.11ac(20 MHz) Mode | | Measured PSD [dBm] | Duty Cycle Factor (dB) | Total PSD [dBm] | Worstcase MCS Index | Limit |
|-----------------------|-------------|--------------------|------------------------|-----------------|---------------------|----------------|
| Frequency [MHz] | Channel No. | | | | | |
| 5180 | 36 | 3.407 | 2.278 | 5.685 | MCS7 | 11 dBm/MHz |
| 5200 | 40 | 3.147 | 2.278 | 5.425 | MCS7 | |
| 5240 | 48 | 2.976 | 2.278 | 5.254 | MCS7 | |
| 5260 | 52 | 3.516 | 2.278 | 5.794 | MCS7 | |
| 5300 | 60 | 3.717 | 2.278 | 5.995 | MCS7 | |
| 5320 | 64 | 3.074 | 2.278 | 5.352 | MCS7 | |
| 5500 | 100 | 1.906 | 2.278 | 4.184 | MCS7 | |
| 5600 | 120 | 1.890 | 2.278 | 4.168 | MCS7 | |
| 5720 | 144 | 2.103 | 2.278 | 4.381 | MCS7 | |
| 5745 | 149 | -0.876 | 2.278 | 1.402 | MCS7 | 30 dBm/500 kHz |
| 5785 | 157 | -0.904 | 2.278 | 1.374 | MCS7 | |
| 5825 | 165 | 0.236 | 2.278 | 2.514 | MCS7 | |

| 802.11ac(40 MHz) Mode | | Measured PSD [dBm] | Duty Cycle Factor (dB) | Total PSD [dBm] | Worstcase MCS Index | Limit |
|-----------------------|-------------|--------------------|------------------------|-----------------|---------------------|----------------|
| Frequency [MHz] | Channel No. | | | | | |
| 5190 | 38 | -2.539 | 2.278 | -0.261 | MCS9 | 11 dBm/MHz |
| 5230 | 46 | -1.233 | 2.278 | 1.045 | MCS9 | |
| 5270 | 54 | -0.891 | 2.278 | 1.387 | MCS9 | |
| 5310 | 62 | -3.602 | 2.278 | -1.324 | MCS9 | |
| 5510 | 102 | -5.141 | 2.278 | -2.863 | MCS9 | |
| 5590 | 118 | -1.606 | 2.278 | 0.672 | MCS9 | |
| 5710 | 142 | -1.610 | 2.278 | 0.668 | MCS9 | |
| 5755 | 151 | -4.627 | 2.278 | -2.349 | MCS9 | 30 dBm/500 kHz |
| 5795 | 159 | -4.728 | 2.278 | -2.450 | MCS9 | |

| 802.11ac(80 MHz) Mode | | Measured PSD [dBm] | Duty Cycle Factor (dB) | Total PSD [dBm] | Worstcase MCS Index | Limit |
|-----------------------|-------------|--------------------|------------------------|-----------------|---------------------|------------|
| Frequency [MHz] | Channel No. | | | | | |
| 5210 | 42 | -8.247 | 3.123 | -5.124 | MCS5 | 11 dBm/MHz |
| 5290 | 58 | -8.113 | 3.123 | -4.990 | MCS5 | |
| 5530 | 106 | -8.955 | 3.123 | -5.832 | MCS5 | |
| 5610 | 122 | -6.934 | 3.123 | -3.811 | MCS5 | |
| 5690 | 138 | -6.149 | 3.123 | -3.026 | MCS5 | |
| 5775 | 155 | -9.268 | 3.123 | -6.145 | MCS5 | |

[MIMO]

| 802.11a Mode | | ANT.1 Measured Power(dBm) + Duty Cycle Factor (dB) | ANT.2 Measured Power(dBm) + Duty Cycle Factor (dB) | MIMO Result (dBm) | Worstcase Datarate (Mbps) | Limit |
|--------------------|----------------|---|---|-------------------------|---------------------------------|------------|
| Frequency [MHz] | Channel No. | | | | | |
| 5180 | 36 | 5.395 | 4.898 | 8.164 | 54 | 11 dBm/MHz |
| 5200 | 40 | 5.023 | 4.955 | 7.999 | 54 | |
| 5240 | 48 | 5.234 | 4.766 | 8.017 | 54 | |
| 5260 | 52 | 5.654 | 5.020 | 8.359 | 54 | |
| 5300 | 60 | 5.920 | 5.005 | 8.497 | 54 | |
| 5320 | 64 | 5.595 | 4.765 | 8.210 | 54 | |
| 5500 | 100 | 5.199 | 3.941 | 7.626 | 54 | |
| 5600 | 120 | 5.438 | 4.064 | 7.815 | 54 | |
| 5720 | 144 | 5.644 | 4.365 | 8.062 | 54 | |
| 5745 | 149 | 2.777 | 1.935 | 5.387 | 54 | |
| 5785 | 157 | 2.682 | 1.608 | 5.188 | 54 | |
| 5825 | 165 | 3.056 | 1.960 | 5.553 | 54 | |

| 802.11n(20 MHz) Mode | | ANT.1 Measured Power(dBm) + Duty Cycle Factor (dB) | ANT.2 Measured Power(dBm) + Duty Cycle Factor (dB) | MIMO Result (dBm) | Worstcase MCS Index | Limit |
|----------------------|----------------|---|---|-------------------------|------------------------|------------|
| Frequency [MHz] | Channel No. | | | | | |
| 5180 | 36 | 4.618 | 5.055 | 7.852 | MCS6 | 11 dBm/MHz |
| 5200 | 40 | 4.880 | 5.203 | 8.055 | MCS6 | |
| 5240 | 48 | 5.259 | 4.455 | 7.886 | MCS6 | |
| 5260 | 52 | 4.802 | 4.647 | 7.735 | MCS6 | |
| 5300 | 60 | 5.224 | 5.085 | 8.165 | MCS6 | |
| 5320 | 64 | 5.512 | 4.508 | 8.049 | MCS6 | |
| 5500 | 100 | 4.877 | 3.672 | 7.326 | MCS6 | |
| 5600 | 120 | 5.048 | 3.755 | 7.460 | MCS6 | |
| 5720 | 144 | 5.104 | 4.028 | 7.609 | MCS6 | |
| 5745 | 149 | 2.211 | 1.223 | 4.755 | MCS6 | |
| 5785 | 157 | 2.832 | 1.714 | 5.319 | MCS6 | |
| 5825 | 165 | 2.388 | 1.873 | 5.148 | MCS6 | |

| 802.11n(40 MHz) Mode | | ANT.1 Measured Power(dBm) + Duty Cycle Factor (dB) | ANT.2 Measured Power(dBm) + Duty Cycle Factor (dB) | MIMO Result (dBm) | Worstcase MCS Index | Limit |
|----------------------|----------------|---|---|-------------------------|------------------------|----------------|
| Frequency [MHz] | Channel No. | | | | | |
| 5190 | 38 | -0.708 | -0.374 | 2.473 | MCS7 | 11 dBm/MHz |
| 5230 | 46 | 1.737 | 1.218 | 4.496 | MCS7 | |
| 5270 | 54 | 2.035 | 1.380 | 4.730 | MCS7 | |
| 5310 | 62 | -1.139 | -2.019 | 1.454 | MCS7 | |
| 5510 | 102 | -2.674 | -3.952 | -0.256 | MCS7 | |
| 5590 | 118 | 1.907 | 0.479 | 4.262 | MCS7 | |
| 5710 | 142 | 2.153 | 0.909 | 4.586 | MCS7 | |
| 5755 | 151 | 0.077 | -1.435 | 2.397 | MCS7 | 30 dBm/500 kHz |
| 5795 | 159 | -0.877 | -1.486 | 1.840 | MCS7 | |

| 802.11ac(20 MHz) Mode | | ANT.1 Measured Power(dBm) + Duty Cycle Factor (dB) | ANT.2 Measured Power(dBm) + Duty Cycle Factor (dB) | MIMO Result (dBm) | Worstcase MCS Index | Limit |
|-----------------------|----------------|---|---|-------------------------|------------------------|----------------|
| Frequency [MHz] | Channel No. | | | | | |
| 5180 | 36 | 5.168 | 5.038 | 8.114 | MCS7 | 11 dBm/MHz |
| 5200 | 40 | 4.916 | 4.688 | 7.814 | MCS7 | |
| 5240 | 48 | 5.398 | 4.527 | 7.995 | MCS7 | |
| 5260 | 52 | 4.865 | 5.015 | 7.951 | MCS7 | |
| 5300 | 60 | 5.431 | 4.744 | 8.112 | MCS7 | |
| 5320 | 64 | 5.392 | 5.028 | 8.224 | MCS7 | |
| 5500 | 100 | 5.092 | 4.115 | 7.641 | MCS7 | |
| 5600 | 120 | 5.232 | 4.338 | 7.818 | MCS7 | |
| 5720 | 144 | 5.504 | 4.126 | 7.880 | MCS7 | |
| 5745 | 149 | 2.339 | 1.603 | 4.997 | MCS7 | |
| 5785 | 157 | 2.543 | 1.621 | 5.117 | MCS7 | 30 dBm/500 kHz |
| 5825 | 165 | 2.847 | 1.999 | 5.454 | MCS7 | |

| 802.11ac(40 MHz) Mode | | ANT.1 Measured Power(dBm) + Duty Cycle Factor (dB) | ANT.2 Measured Power(dBm) + Duty Cycle Factor (dB) | MIMO Result (dBm) | Worstcase MCS Index | Limit |
|-----------------------|----------------|---|---|-------------------------|------------------------|----------------|
| Frequency [MHz] | Channel No. | | | | | |
| 5190 | 38 | 0.162 | 0.695 | 3.447 | MCS9 | 11 dBm/MHz |
| 5230 | 46 | 2.299 | 1.139 | 4.768 | MCS9 | |
| 5270 | 54 | 1.790 | 1.532 | 4.673 | MCS9 | |
| 5310 | 62 | -0.561 | -0.828 | 2.318 | MCS9 | |
| 5510 | 102 | -1.214 | -2.183 | 1.339 | MCS9 | |
| 5590 | 118 | 1.682 | 0.455 | 4.122 | MCS9 | |
| 5710 | 142 | 2.211 | 0.796 | 4.571 | MCS9 | |
| 5755 | 151 | -0.582 | -1.437 | 2.022 | MCS9 | 30 dBm/500 kHz |
| 5795 | 159 | -0.435 | -0.580 | 2.504 | MCS9 | |

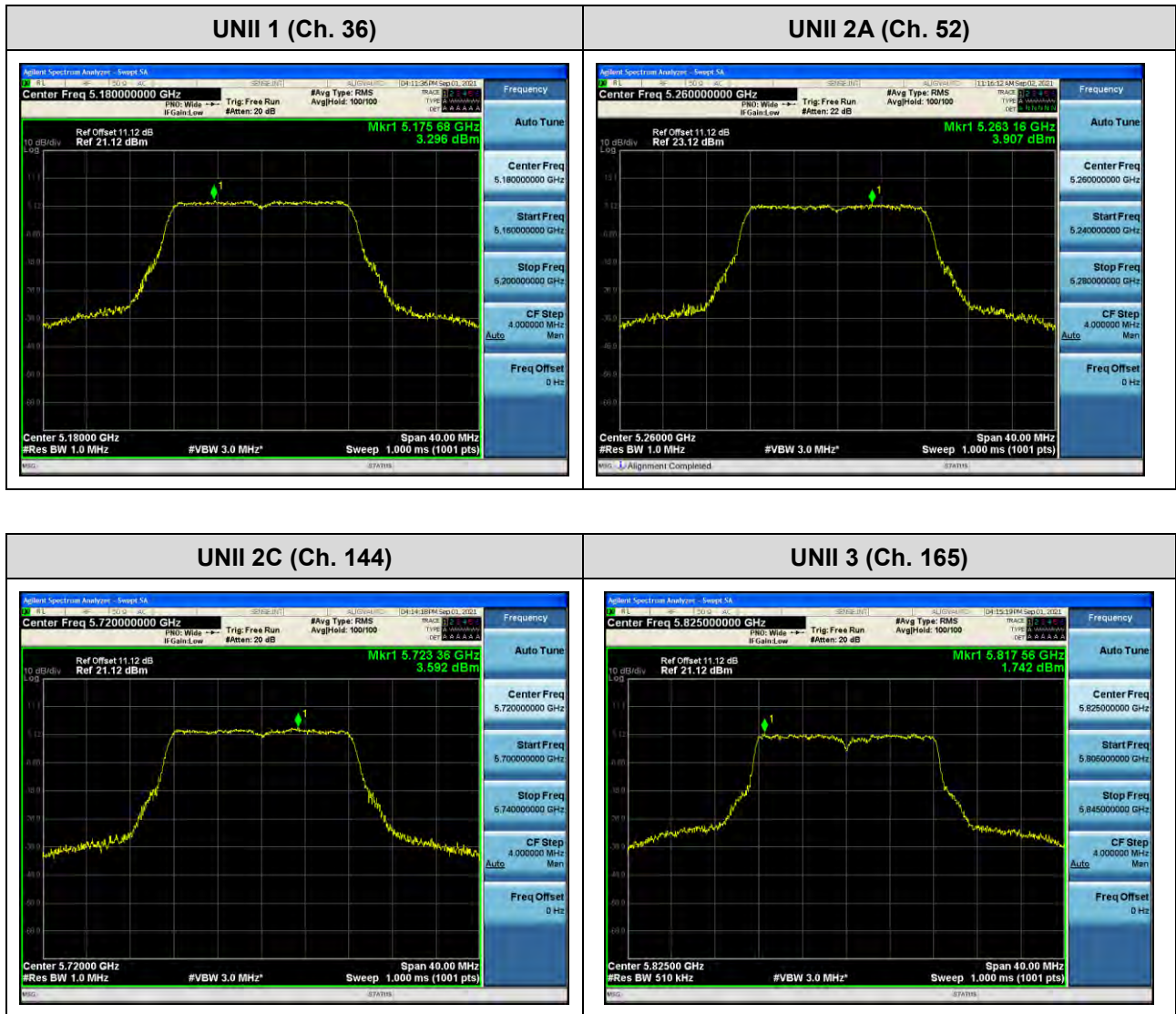
| 802.11ac(80 MHz) Mode | | ANT.1 Measured Power(dBm) + Duty Cycle Factor (dB) | ANT.2 Measured Power(dBm) + Duty Cycle Factor (dB) | MIMO Result (dBm) | Worstcase MCS Index | Limit |
|-----------------------|----------------|---|---|-------------------------|------------------------|----------------|
| Frequency [MHz] | Channel No. | | | | | |
| 5210 | 42 | -4.356 | -4.076 | -1.204 | MCS5 | 11 dBm/MHz |
| 5290 | 58 | -4.527 | -4.928 | -1.713 | MCS5 | |
| 5530 | 106 | -4.217 | -4.769 | -1.474 | MCS5 | |
| 5610 | 122 | -1.858 | -3.132 | 0.562 | MCS5 | |
| 5690 | 138 | -1.952 | -2.267 | 0.903 | MCS5 | |
| 5775 | 155 | -4.322 | -5.554 | -1.884 | MCS5 | 30 dBm/500 kHz |

[Ant.1]

☐ Test Plots(802.11a)

Note:

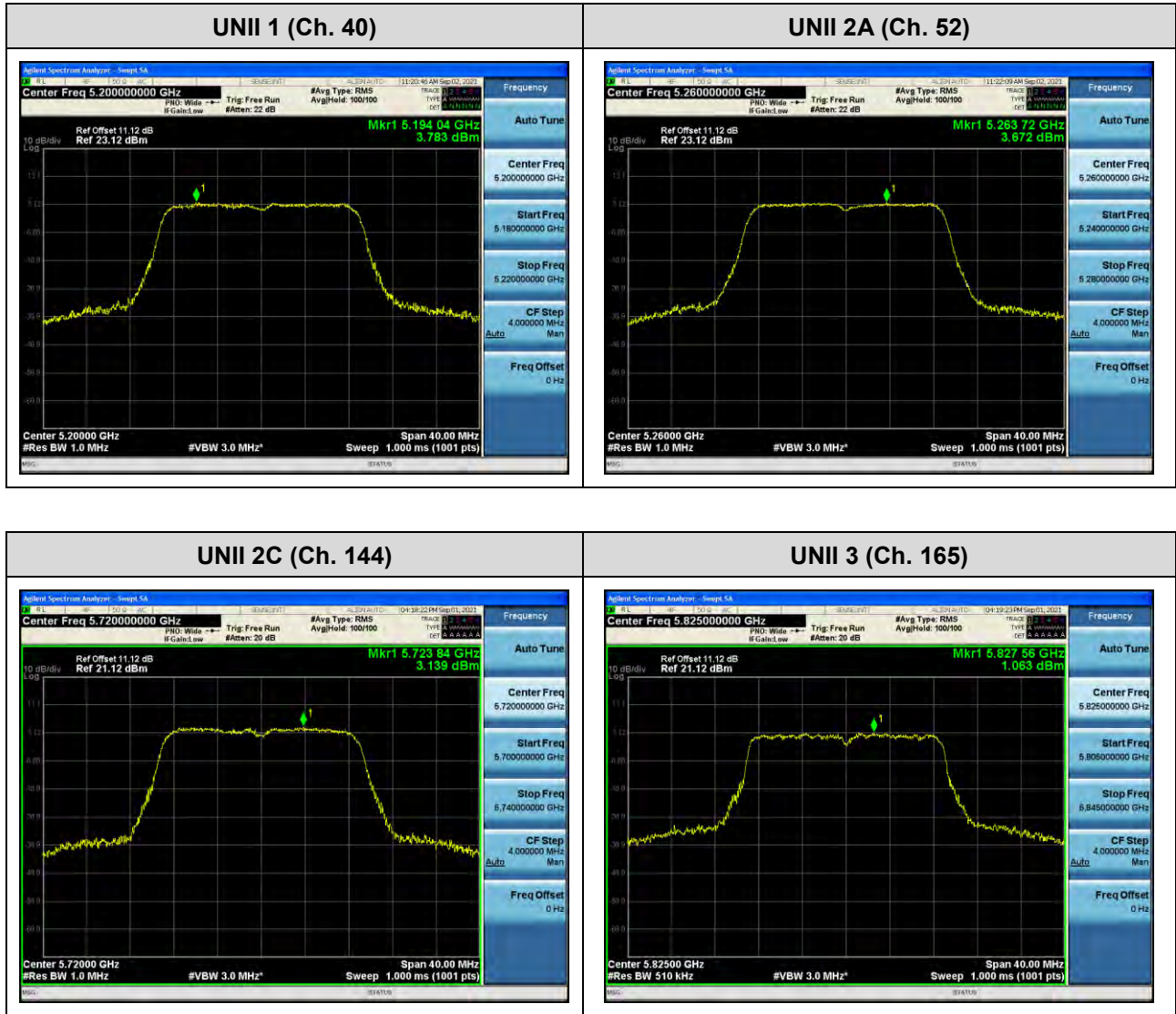
In order to simplify the report, attached plots were only channel of highest power.



☐ Test Plots(802.11n(HT20))

Note:

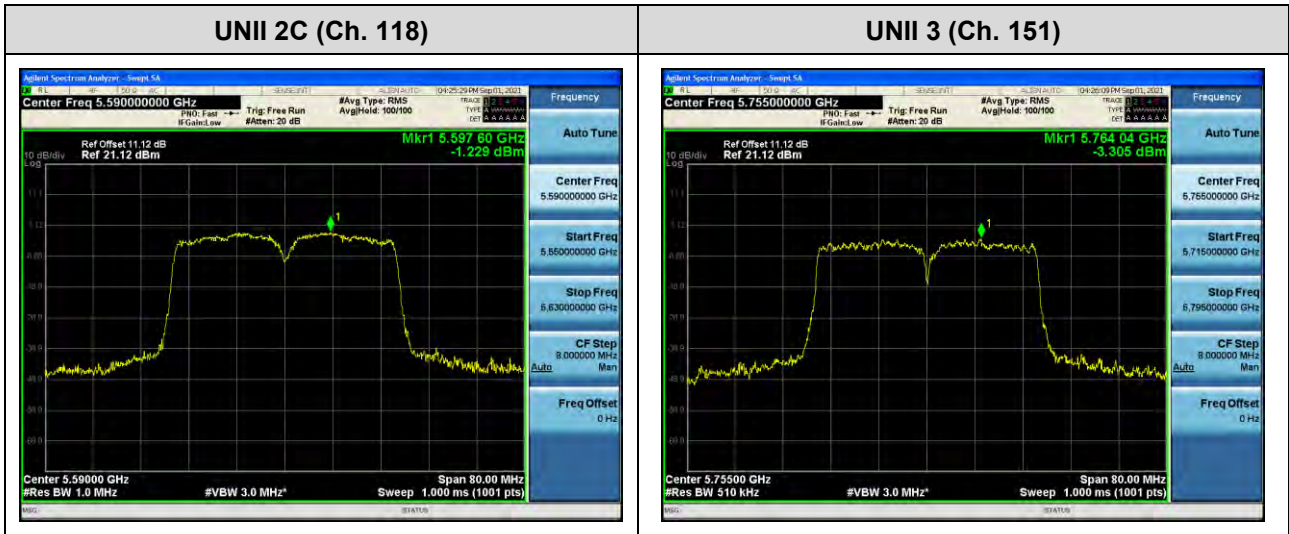
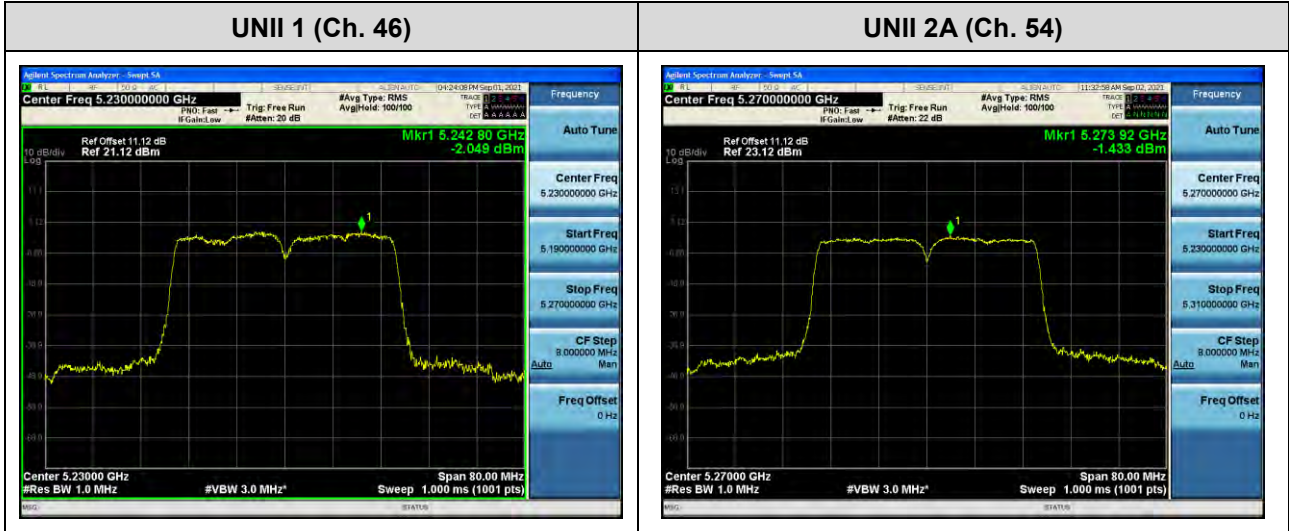
In order to simplify the report, attached plots were only channel of highest power.



Test Plots(802.11n(HT40))

Note:

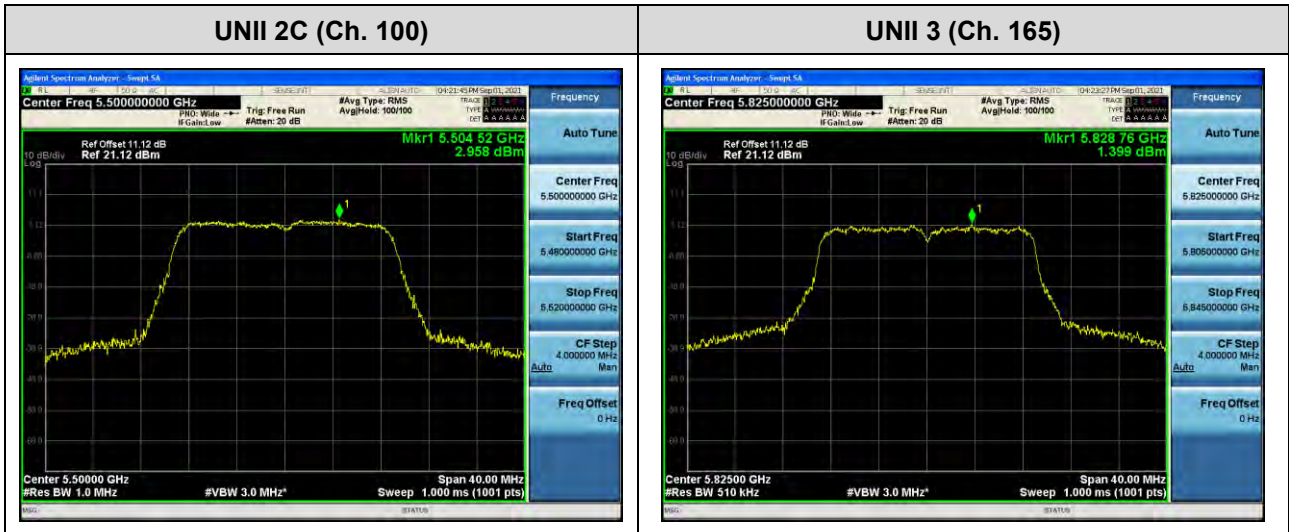
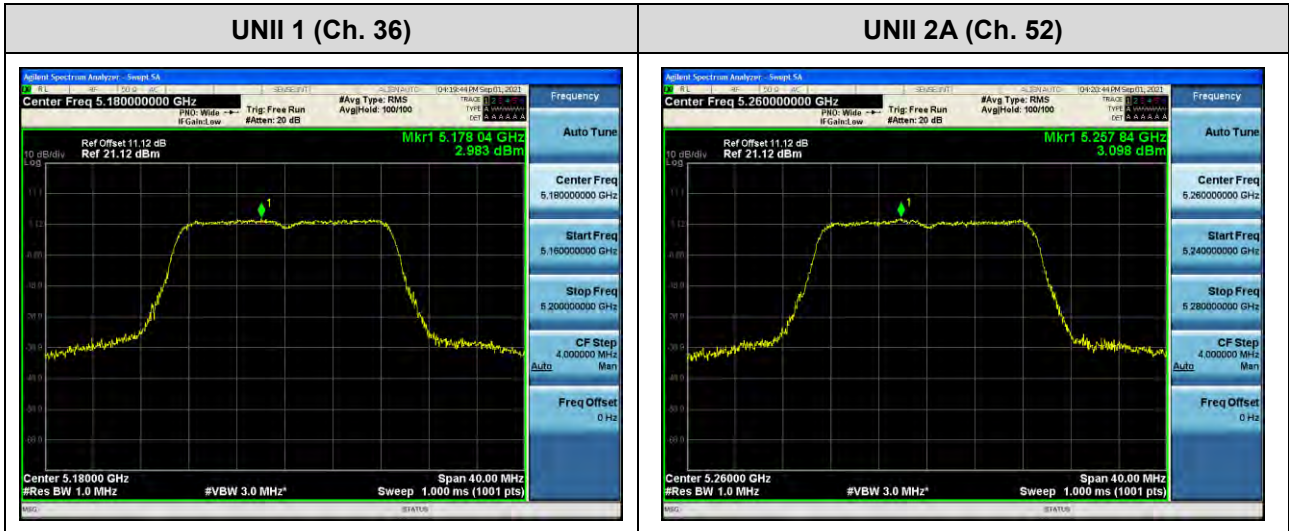
In order to simplify the report, attached plots were only channel of highest power.



☐ Test Plots(802.11ac(VHT20))

Note:

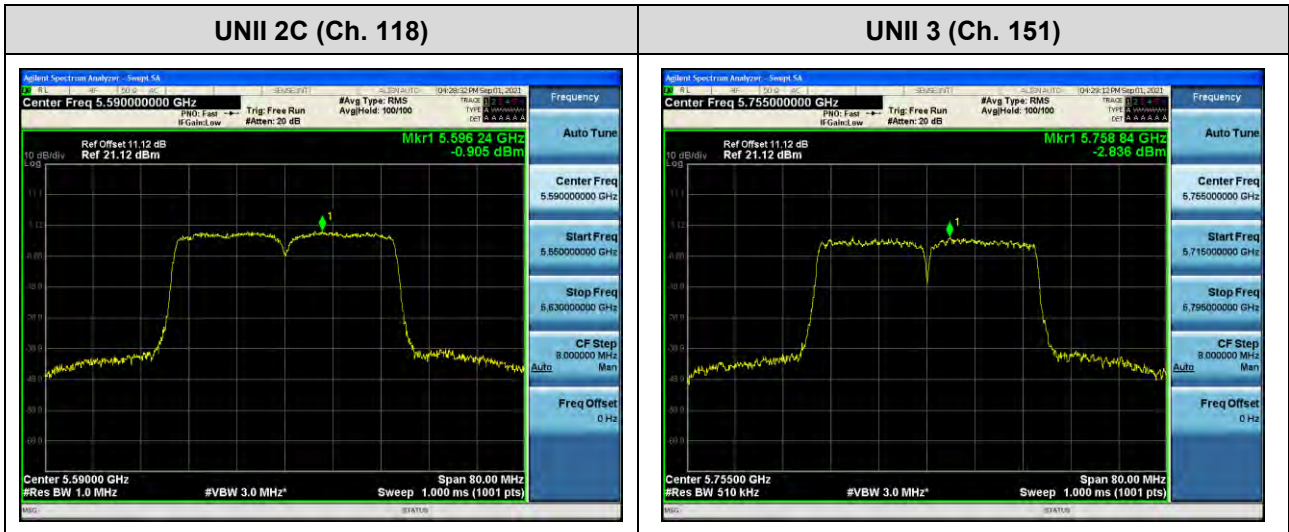
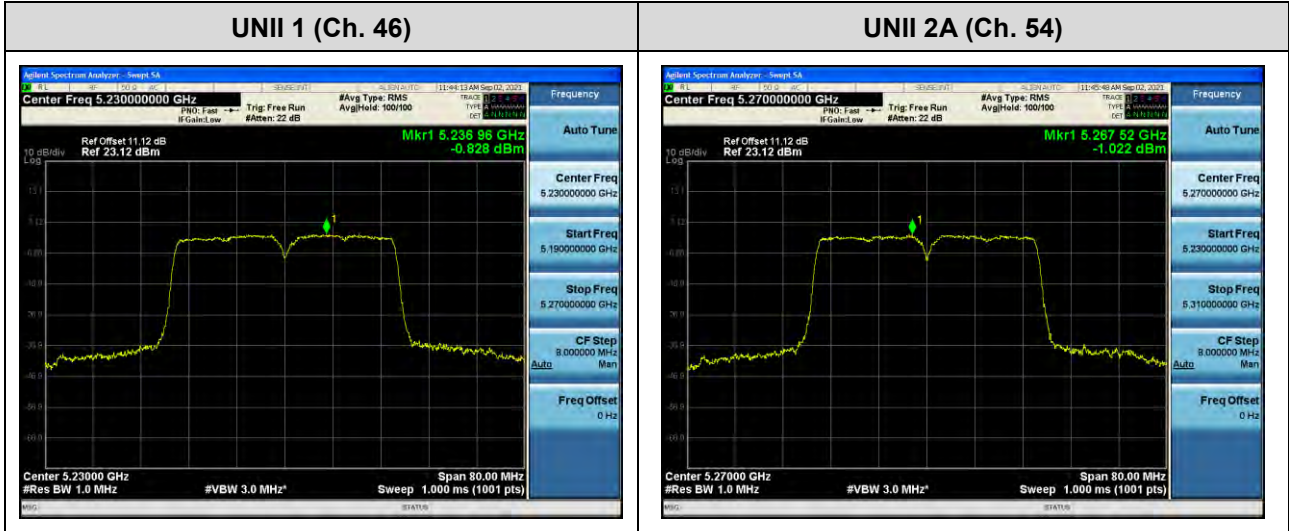
In order to simplify the report, attached plots were only channel of highest power.



Test Plots(802.11ac(VHT40))

Note:

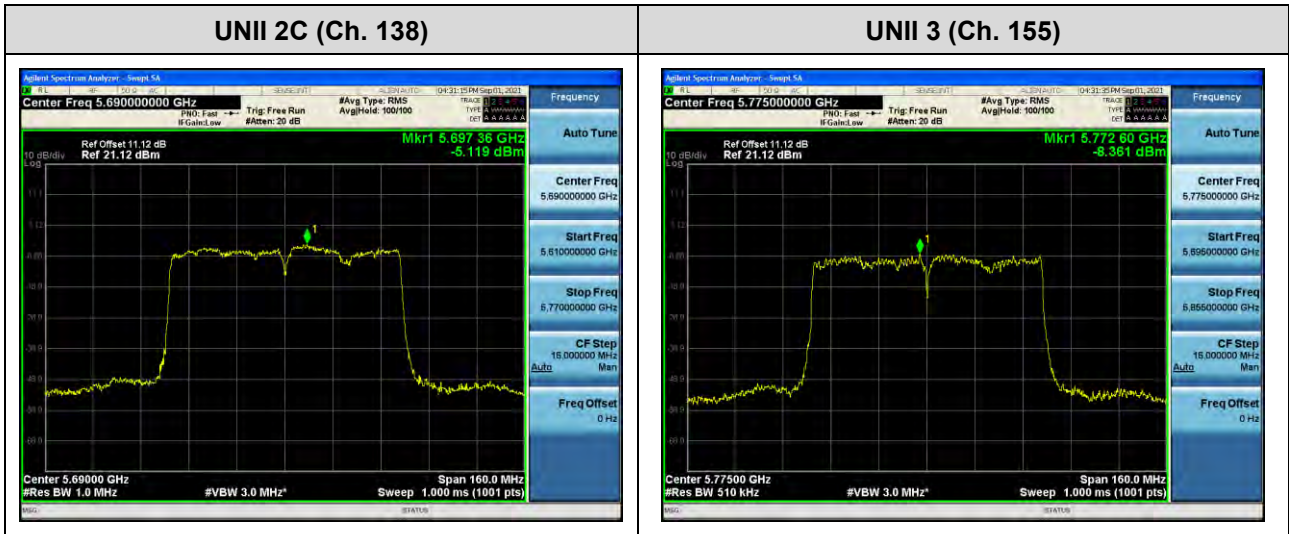
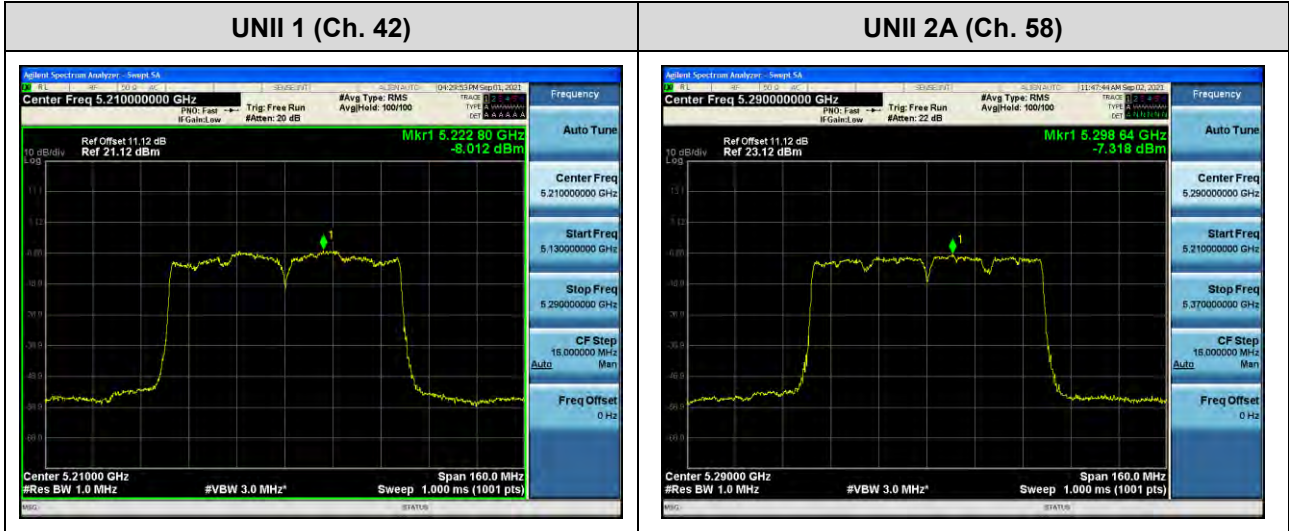
In order to simplify the report, attached plots were only channel of highest power.



Test Plots(802.11ac(VHT80))

Note:

In order to simplify the report, attached plots were only channel of highest power.

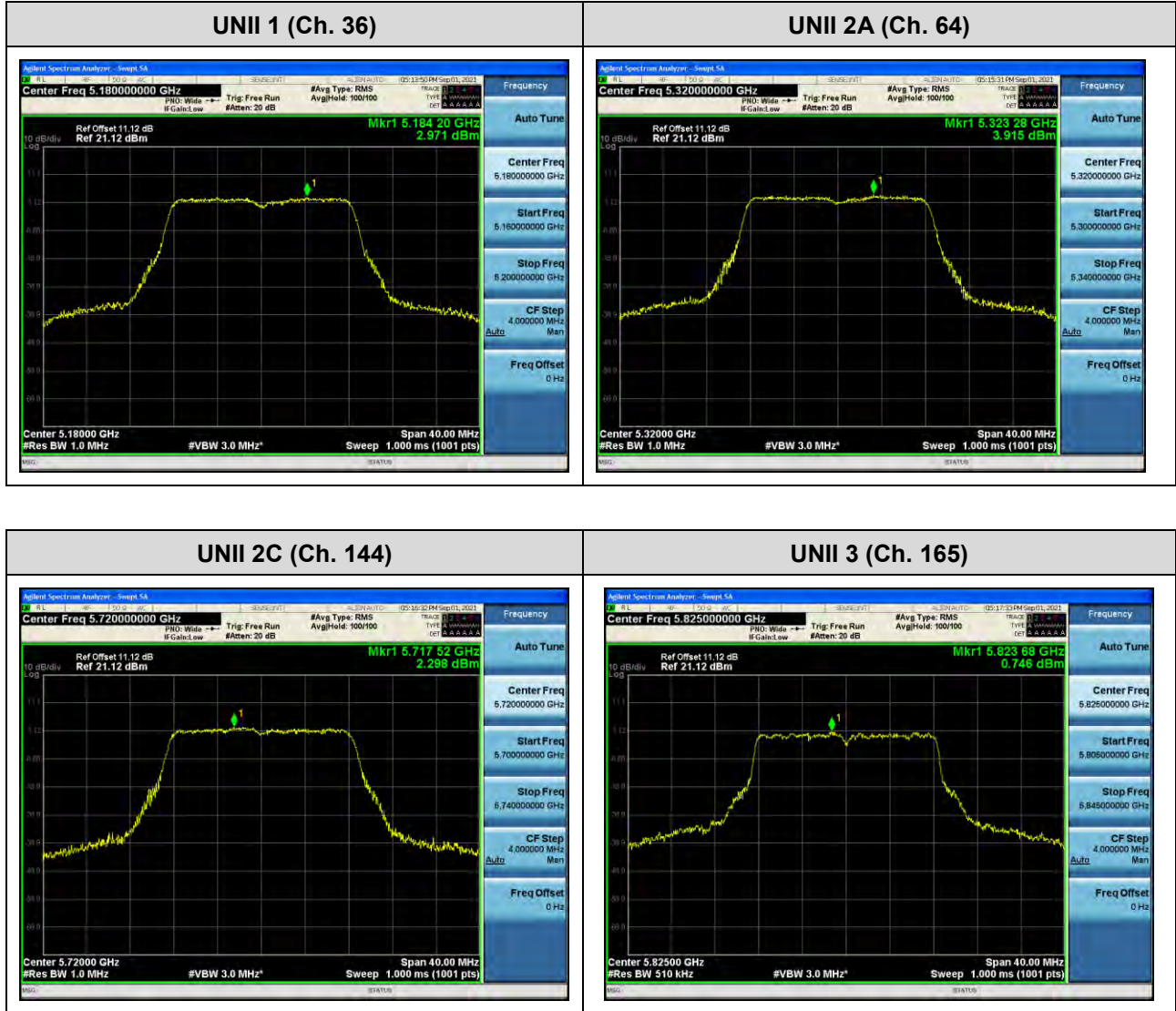


[Ant.2]

▣ Test Plots(802.11a)

Note:

In order to simplify the report, attached plots were only channel of highest power.



☐ Test Plots(802.11n(HT20))

Note:

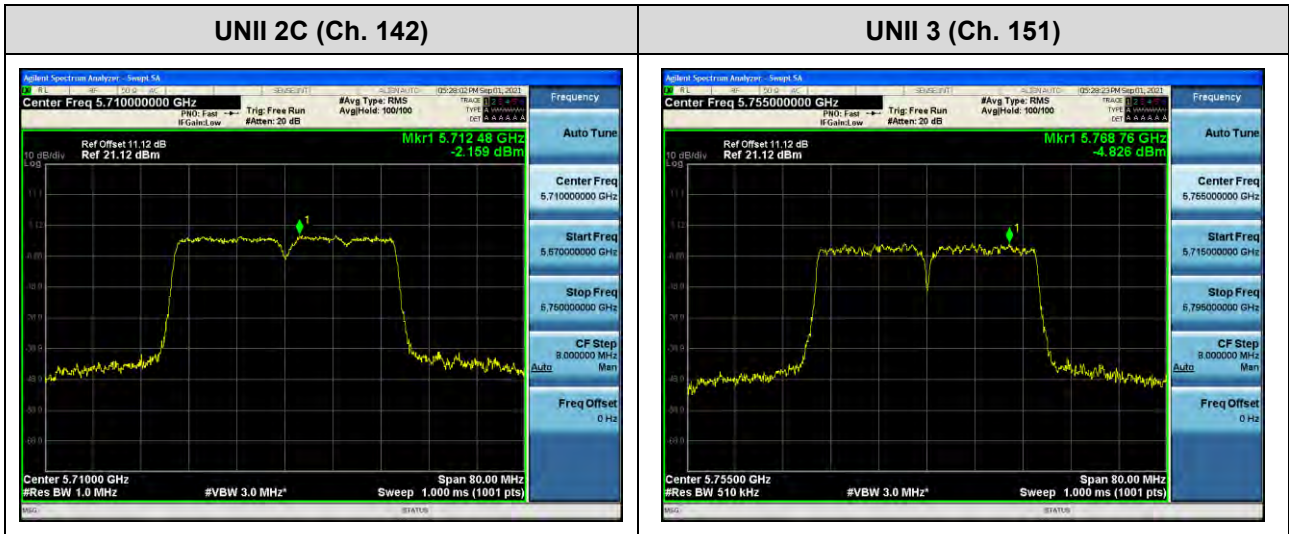
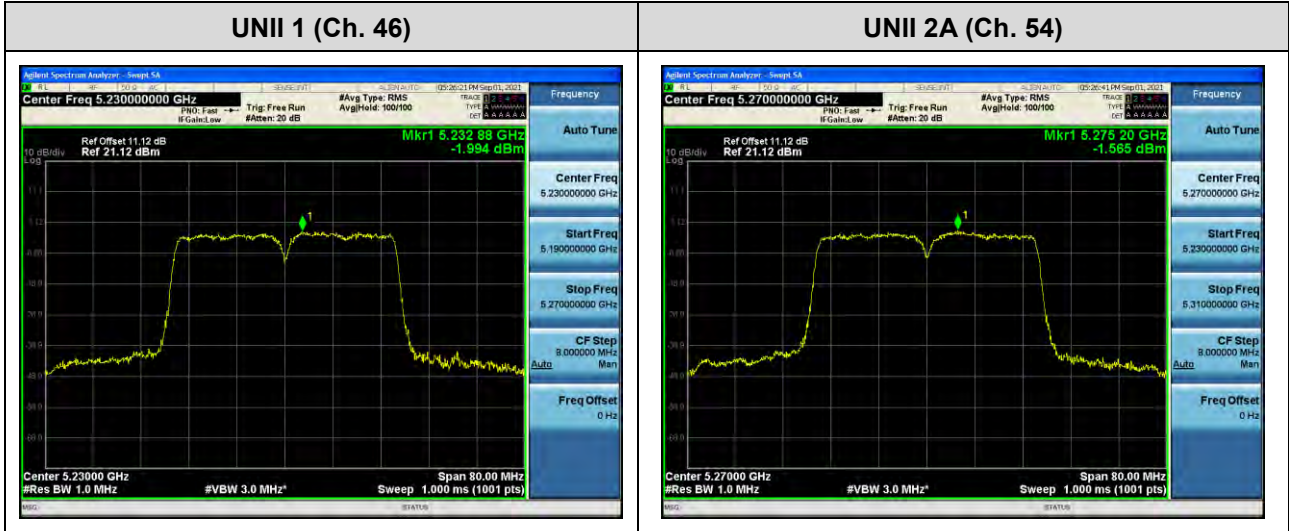
In order to simplify the report, attached plots were only channel of highest power.



Test Plots(802.11n(HT40))

Note:

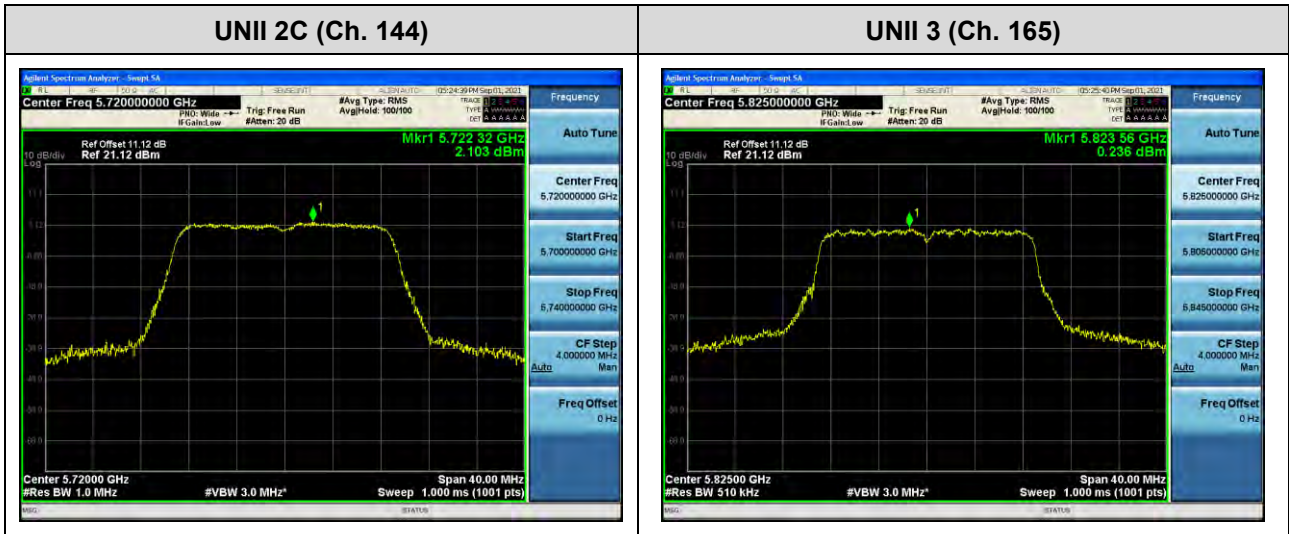
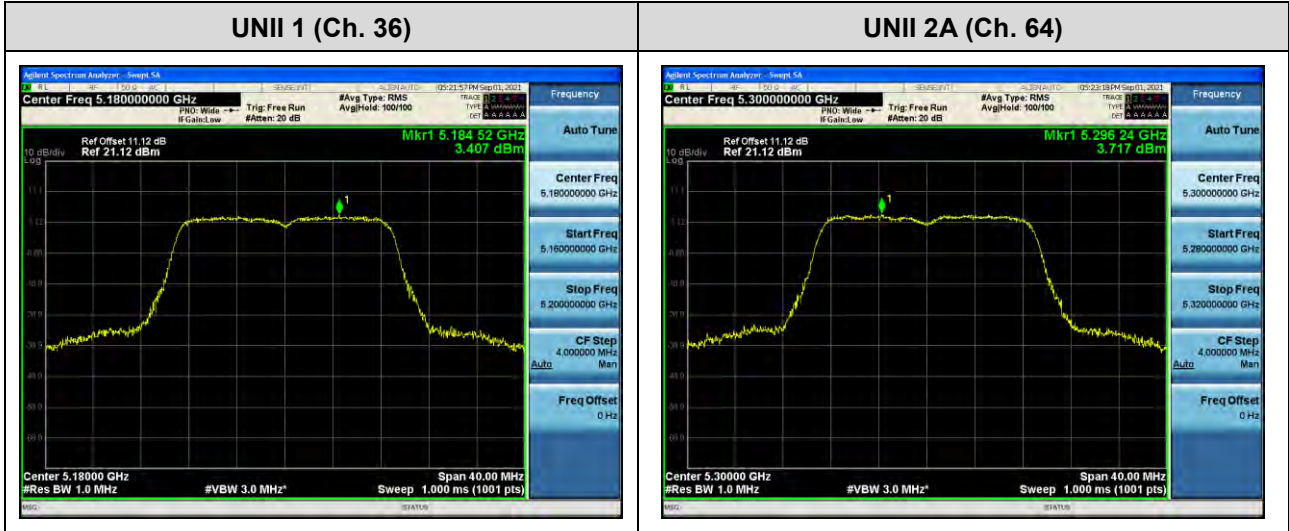
In order to simplify the report, attached plots were only channel of highest power.



Test Plots(802.11ac(VHT20))

Note:

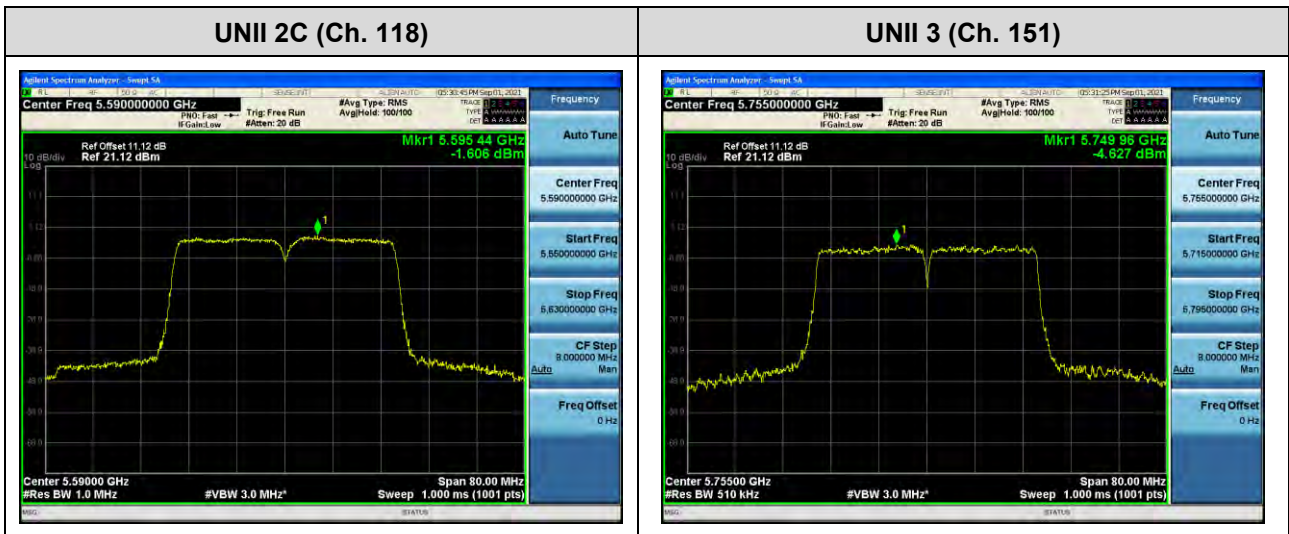
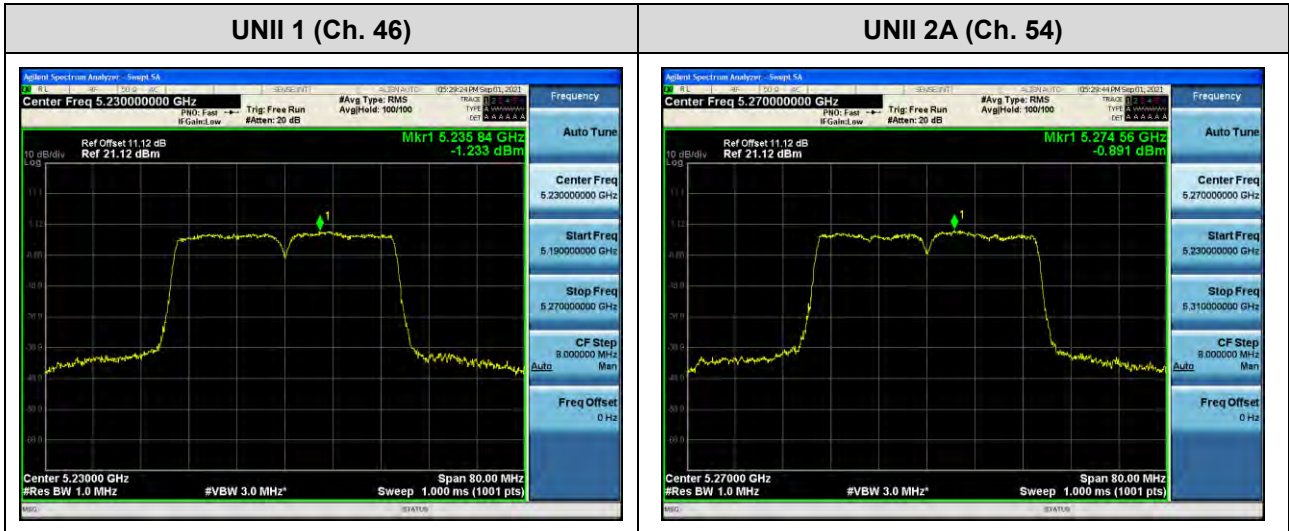
In order to simplify the report, attached plots were only channel of highest power.



Test Plots(802.11ac(VHT40))

Note:

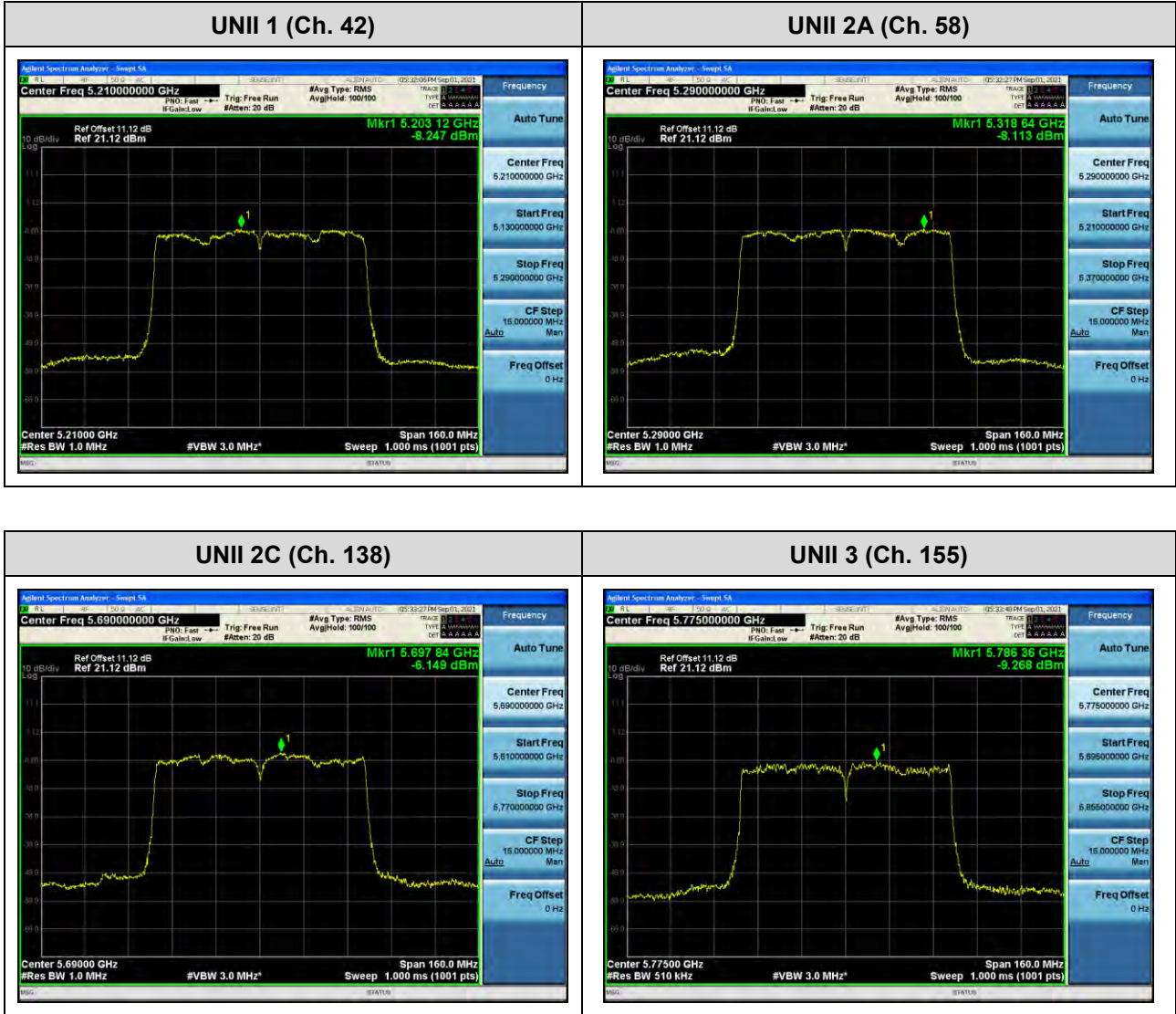
In order to simplify the report, attached plots were only channel of highest power.



☐ Test Plots(802.11ac(VHT80))

Note:

In order to simplify the report, attached plots were only channel of highest power.



10.6 STRADDLE CHANNEL

10.6.1 26 dB Bandwidth

[Ant.1]

| Mode | Band | Frequency [MHz] | Channel | Measured Frequency [MHz] | 26 dB Bandwidth [MHz] |
|-----------------|---------|-----------------|---------|--------------------------|-----------------------|
| 802.11a | UNII 2C | 5720 | 144 | 5709.48 | 15.52 |
| 802.11n(HT20) | | | | 5709.28 | 15.72 |
| 802.11ac(VHT20) | | | | 5709.44 | 15.56 |
| 802.11a | UNII 3 | 5720 | 144 | 5730.64 | 5.64 |
| 802.11n(HT20) | | | | 5730.76 | 5.76 |
| 802.11ac(VHT20) | | | | 5730.84 | 5.84 |

| Mode | Band | Frequency [MHz] | Channel | Measured Frequency [MHz] | 26 dB Bandwidth [MHz] |
|-----------------|---------|-----------------|---------|--------------------------|-----------------------|
| 802.11n(HT40) | UNII 2C | 5710 | 142 | 5690.48 | 34.52 |
| 802.11ac(VHT40) | | | | 5690.08 | 34.92 |
| 802.11n(HT40) | UNII 3 | 5710 | 142 | 5729.76 | 4.76 |
| 802.11ac(VHT40) | | | | 5730.16 | 5.16 |

| Mode | Band | Frequency [MHz] | Channel | Measured Frequency [MHz] | 26 dB Bandwidth [MHz] |
|-----------------|---------|-----------------|---------|--------------------------|-----------------------|
| 802.11ac(VHT80) | UNII 2C | 5690 | 138 | 5649.68 | 75.32 |
| | UNII 3 | 5690 | 138 | 5731.12 | 6.12 |

Note:

[UNII 2C] 26 dB Bandwidth = 5 725 MHz - Measured Frequency[MHz]

[UNII 3C] 26 dB Bandwidth = Measured Frequency[MHz] – 5 725 MHz

[Ant.2]

| Mode | Band | Frequency [MHz] | Channel | Measured Frequency [MHz] | 26 dB Bandwidth [MHz] |
|-----------------|---------|-----------------|---------|--------------------------|-----------------------|
| 802.11a | UNII 2C | 5720 | 144 | 5709.64 | 15.36 |
| 802.11n(HT20) | | | | 5709.32 | 15.68 |
| 802.11ac(VHT20) | | | | 5709.36 | 15.64 |
| 802.11a | UNII 3 | 5720 | 144 | 5730.48 | 5.48 |
| 802.11n(HT20) | | | | 5730.68 | 5.68 |
| 802.11ac(VHT20) | | | | 5730.80 | 5.80 |

| Mode | Band | Frequency [MHz] | Channel | Measured Frequency [MHz] | 26 dB Bandwidth [MHz] |
|-----------------|---------|-----------------|---------|--------------------------|-----------------------|
| 802.11n(HT40) | UNII 2C | 5710 | 142 | 5690.40 | 34.60 |
| 802.11ac(VHT40) | | | | 5690.08 | 34.92 |
| 802.11n(HT40) | UNII 3 | 5710 | 142 | 5729.84 | 4.84 |
| 802.11ac(VHT40) | | | | 5730.08 | 5.08 |

| Mode | Band | Frequency [MHz] | Channel | Measured Frequency [MHz] | 26 dB Bandwidth [MHz] |
|-----------------|---------|-----------------|---------|--------------------------|-----------------------|
| 802.11ac(VHT80) | UNII 2C | 5690 | 138 | 5649.68 | 75.32 |
| | UNII 3 | 5690 | 138 | 5731.12 | 6.12 |

Note:

[UNII 2C] 26 dB Bandwidth = 5 725 MHz - Measured Frequency[MHz]

[UNII 3C] 26 dB Bandwidth = Measured Frequency[MHz] – 5 725 MHz

[Ant.1]

☐ Test Plots (26 dB Bandwidth)

802.11a UNII Band



802.11n(HT20) UNII Band



802.11ac(VHT20) UNII Band



☐ Test Plots (26 dB Bandwidth)

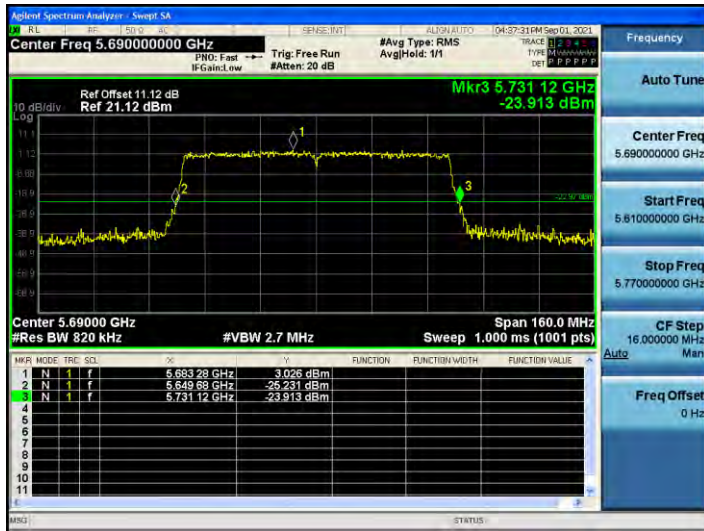
802.11n(HT40) UNII Band



802.11ac(VHT40) UNII Band



802.11ac(VHT80) UNII Band



[Ant.2]

☐ Test Plots (26 dB Bandwidth)

802.11a UNII Band



802.11n(HT20) UNII Band



802.11ac(VHT20) UNII Band



☐ Test Plots (26 dB Bandwidth)

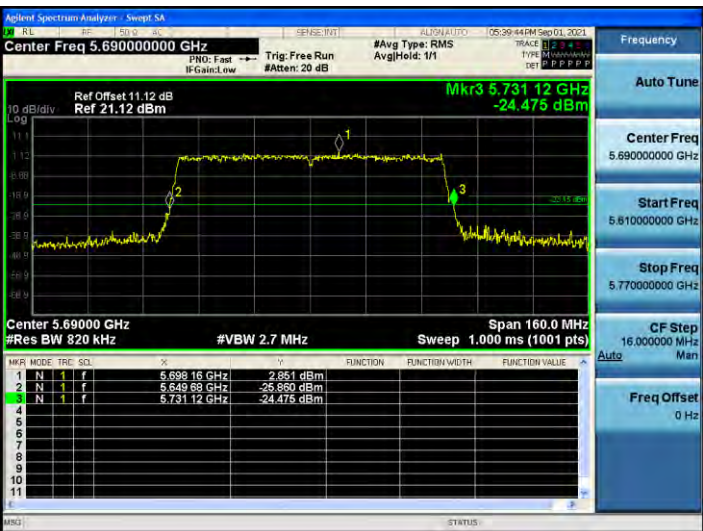
802.11n(HT40) UNII Band



802.11ac(VHT40) UNII Band



802.11ac(VHT80) UNII Band



10.6.2 6 dB Bandwidth
[Ant.1]

| Mode | Band | Frequency [MHz] | Channel | Measured Frequency [MHz] | 6 dB Bandwidth [MHz] | Limit [MHz] |
|-----------------|--------|-----------------|---------|--------------------------|----------------------|-------------|
| 802.11a | UNII 3 | 5720 | 144 | 5728.2 | 3.2 | > 0.5 |
| 802.11n(HT20) | | | | 5728.6 | 3.6 | > 0.5 |
| 802.11ac(VHT20) | | | | 5728.8 | 3.8 | > 0.5 |

| Mode | Band | Frequency [MHz] | Channel | Measured Frequency [MHz] | 6 dB Bandwidth [MHz] | Limit [MHz] |
|-----------------|--------|-----------------|---------|--------------------------|----------------------|-------------|
| 802.11n(HT40) | UNII 3 | 5710 | 142 | 5728.24 | 3.24 | > 0.5 |
| 802.11ac(VHT40) | | | | 5728.24 | 3.24 | > 0.5 |

| Mode | Band | Frequency [MHz] | Channel | Measured Frequency [MHz] | 6 dB Bandwidth [MHz] | Limit [MHz] |
|-----------------|--------|-----------------|---------|--------------------------|----------------------|-------------|
| 802.11ac(VHT80) | UNII 3 | 5690 | 138 | 5728.08 | 3.08 | > 0.5 |

Note:

6 dB Bandwidth = Measured Frequency[MHz] – 5 725MHz

[Ant.2]

| Mode | Band | Frequency [MHz] | Channel | Measured Frequency [MHz] | 6 dB Bandwidth [MHz] | Limit [MHz] |
|-----------------|--------|-----------------|---------|--------------------------|----------------------|-------------|
| 802.11a | UNII 3 | 5720 | 144 | 5728.2 | 3.2 | > 0.5 |
| 802.11n(HT20) | | | | 5728.84 | 3.84 | > 0.5 |
| 802.11ac(VHT20) | | | | 5728.84 | 3.84 | > 0.5 |

| Mode | Band | Frequency [MHz] | Channel | Measured Frequency [MHz] | 6 dB Bandwidth [MHz] | Limit [MHz] |
|-----------------|--------|-----------------|---------|--------------------------|----------------------|-------------|
| 802.11n(HT40) | UNII 3 | 5710 | 142 | 5728.08 | 3.08 | > 0.5 |
| 802.11ac(VHT40) | | | | 5728.32 | 3.32 | > 0.5 |

| Mode | Band | Frequency [MHz] | Channel | Measured Frequency [MHz] | 6 dB Bandwidth [MHz] | Limit [MHz] |
|-----------------|--------|-----------------|---------|--------------------------|----------------------|-------------|
| 802.11ac(VHT80) | UNII 3 | 5690 | 138 | 5727.92 | 2.92 | > 0.5 |

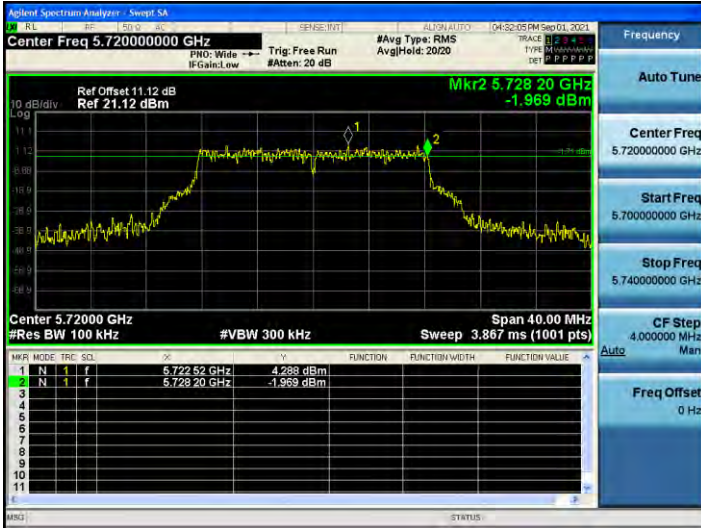
Note:

6 dB Bandwidth = Measured Frequency[MHz] – 5725MHz

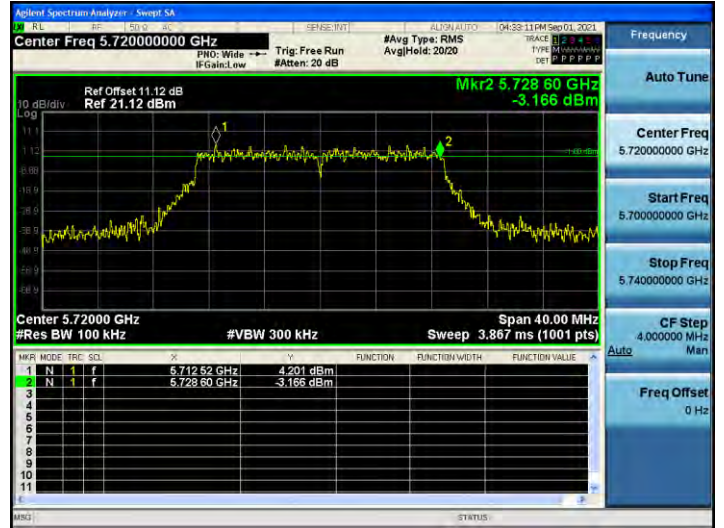
[Ant.1]

☐ Test Plots(UNII 3 Band 6 dB Bandwidth)

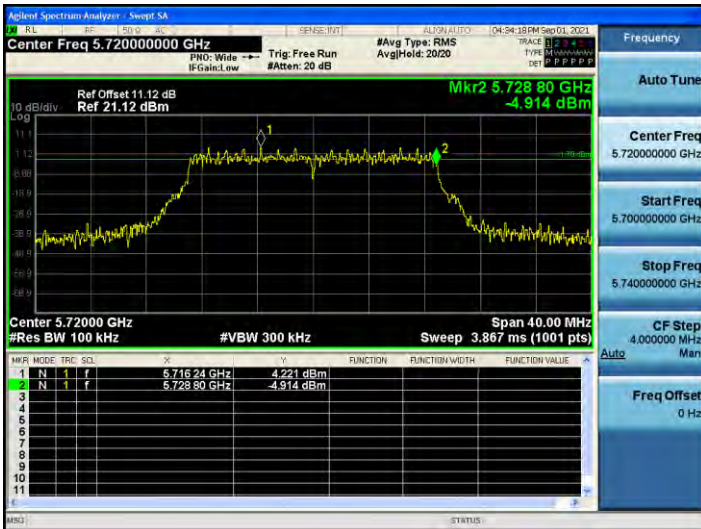
802.11a CH.144



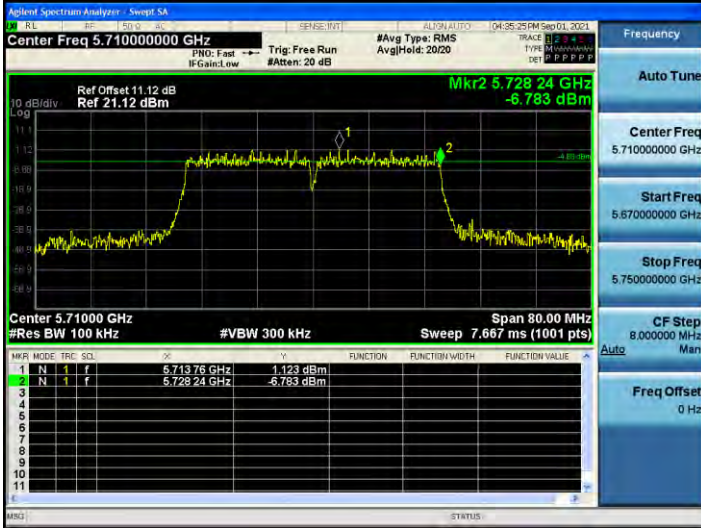
802.11n_HT20 CH.144



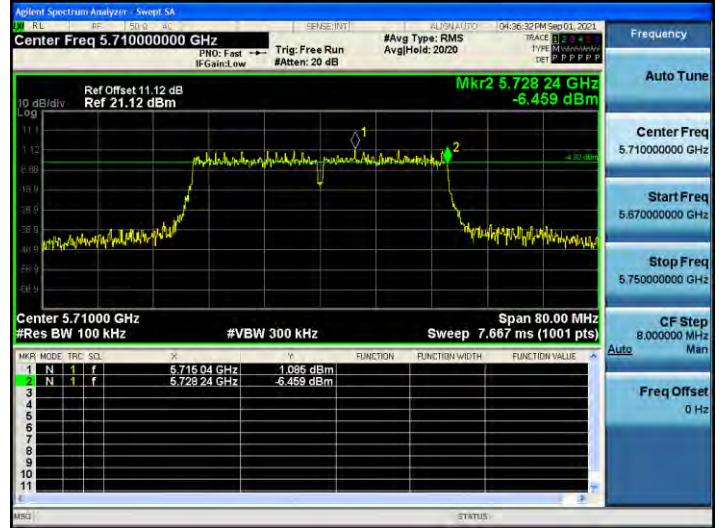
802.11ac_VHT20 CH.144



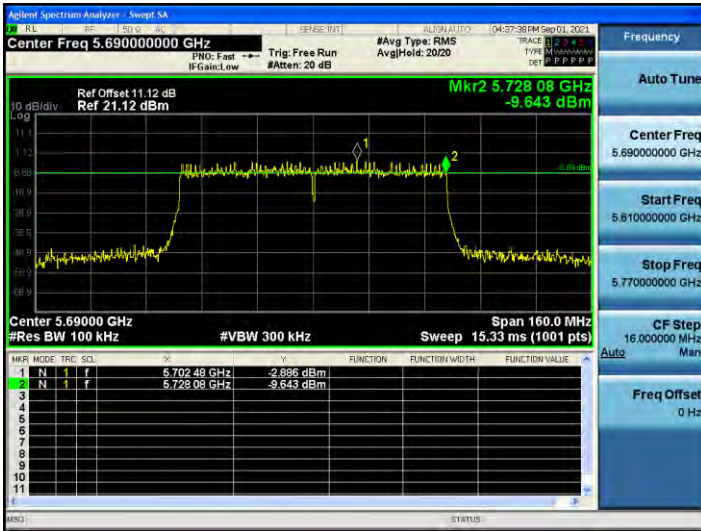
802.11n_HT40 CH.142



802.11ac_VHT40 CH.142



802.11ac_VHT80 CH.138



[Ant.2]

☐ Test Plots(UNII 3 Band 6 dB Bandwidth)

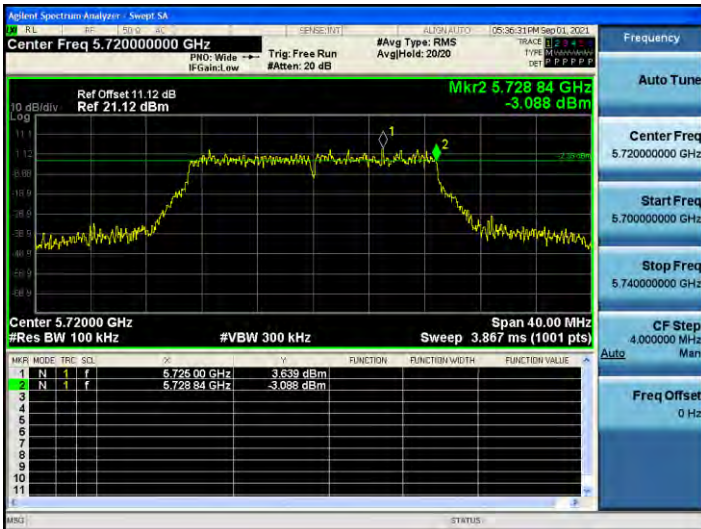
802.11a CH.144



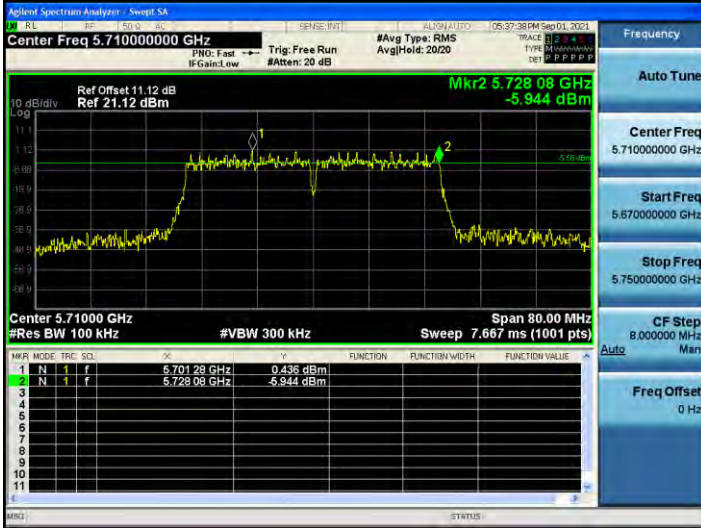
802.11n_HT20 CH.144



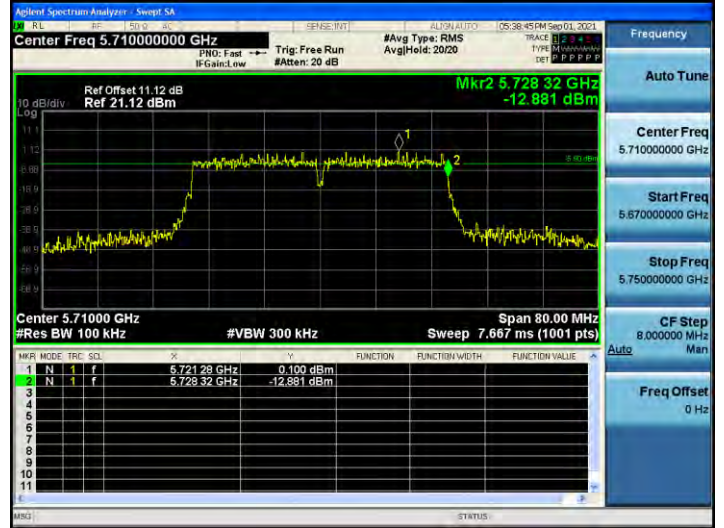
802.11ac_VHT20 CH.144



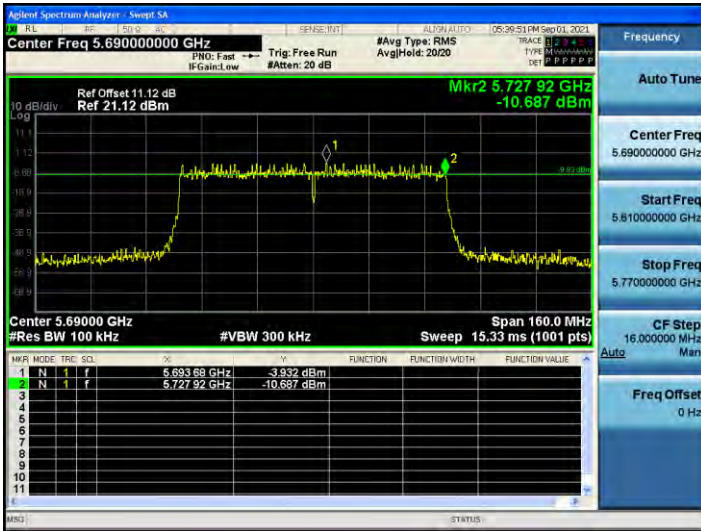
802.11n_HT40 CH.142



802.11ac_VHT40 CH.142



802.11ac_VHT80 CH.138



10.6.3 Output Power

[Ant.1]

| Mode | Frequency [MHz] | Channel | Measured Power (dBm) | Duty Cycle Factor (dB) | Total Power (dBm) | Limit (dBm) | Worstcase Datarate |
|-----------------|-----------------|---------|----------------------|------------------------|-------------------|-------------|--------------------|
| 802.11a | 5720 | 144 | 13.22 | 1.963 | 15.18 | 22.91 | 54 Mbps |
| 802.11n(HT20) | (UNII 2C | | 12.98 | 1.919 | 14.90 | 22.96 | MCS6 |
| 802.11ac(VHT20) | Band) | | 12.79 | 2.278 | 15.07 | 22.92 | MCS7 |
| 802.11a | 5720 | 144 | 7.19 | 1.963 | 9.15 | 30.00 | 54 Mbps |
| 802.11n(HT20) | (UNII 3 | | 7.41 | 1.919 | 9.33 | 30.00 | MCS6 |
| 802.11ac(VHT20) | Band) | | 7.20 | 2.278 | 9.48 | 30.00 | MCS7 |

| Mode | Frequency [MHz] | Channel | Measured Power (dBm) | Duty Cycle Factor (dB) | Total Power (dBm) | Limit (dBm) | Worstcase Datarate |
|-----------------|-------------------|---------|----------------------|------------------------|-------------------|-------------|--------------------|
| 802.11n(HT40) | 5710 | 142 | 11.88 | 3.123 | 15.00 | 23.98 | MCS8 |
| 802.11ac(VHT40) | (UNII 2C Band) | | 12.62 | 2.278 | 14.90 | 23.98 | MCS4 |
| 802.11n(HT40) | 5710 | 142 | 1.70 | 3.123 | 4.82 | 30.00 | MCS8 |
| 802.11ac(VHT40) | (UNII 3 Band) | | 2.44 | 2.278 | 4.72 | 30.00 | MCS4 |

| Mode | Frequency [MHz] | Channel | Measured Power (dBm) | Duty Cycle Factor (dB) | Total Power (dBm) | Limit (dBm) | Worstcase Datarate |
|-----------------|-------------------|---------|----------------------|------------------------|-------------------|-------------|--------------------|
| 802.11ac(VHT80) | 5690 | 138 | 10.49 | 3.123 | 13.61 | 23.98 | MCS4 |
| | (UNII 2C Band) | | | | | | |
| | 5690 | 138 | -3.08 | 3.123 | 0.04 | 30.00 | MCS4 |
| | (UNII 3 Band) | | | | | | |

[Ant.2]

| Mode | Frequency [MHz] | Channel | Measured Power (dBm) | Duty Cycle Factor (dB) | Total Power (dBm) | Limit (dBm) | Worstcase Datarate |
|-----------------|-----------------|---------|----------------------|------------------------|-------------------|-------------|--------------------|
| 802.11a | 5720 | 144 | 12.36 | 1.963 | 14.33 | 22.86 | 54 Mbps |
| 802.11n(HT20) | (UNII 2C | | 12.32 | 1.919 | 14.24 | 22.95 | MCS6 |
| 802.11ac(VHT20) | Band) | | 12.13 | 2.278 | 14.41 | 22.94 | MCS7 |
| 802.11a | 5720 | 144 | 6.48 | 1.963 | 8.44 | 30.00 | 54 Mbps |
| 802.11n(HT20) | (UNII 3 | | 6.78 | 1.919 | 8.70 | 30.00 | MCS6 |
| 802.11ac(VHT20) | Band) | | 6.58 | 2.278 | 8.85 | 30.00 | MCS7 |

| Mode | Frequency [MHz] | Channel | Measured Power (dBm) | Duty Cycle Factor (dB) | Total Power (dBm) | Limit (dBm) | Worstcase Datarate |
|-----------------|-------------------|---------|----------------------|------------------------|-------------------|-------------|--------------------|
| 802.11n(HT40) | 5710 | 142 | 11.29 | 3.123 | 14.41 | 23.98 | MCS8 |
| 802.11ac(VHT40) | (UNII 2C Band) | | 11.92 | 2.278 | 14.19 | 23.98 | MCS4 |
| 802.11n(HT40) | 5710 | 142 | 1.19 | 3.123 | 4.31 | 30.00 | MCS8 |
| 802.11ac(VHT40) | (UNII 3 Band) | | 1.76 | 2.278 | 4.03 | 30.00 | MCS4 |

| Mode | Frequency [MHz] | Channel | Measured Power (dBm) | Duty Cycle Factor (dB) | Total Power (dBm) | Limit (dBm) | Worstcase Datarate |
|-----------------|-------------------|---------|----------------------|------------------------|-------------------|-------------|--------------------|
| 802.11ac(VHT80) | 5690 | 138 | 9.80 | 3.123 | 12.92 | 23.98 | MCS4 |
| | (UNII 2C Band) | | | | | | |
| | 5690 | 138 | -3.99 | 3.123 | -0.87 | 30.00 | MCS4 |
| | (UNII 3 Band) | | | | | | |

[Ant.1]

☑ Test Plots

802.11a UNII 2C Band



802.11a UNII 3 Band



802.11n(HT20) UNII 2C Band



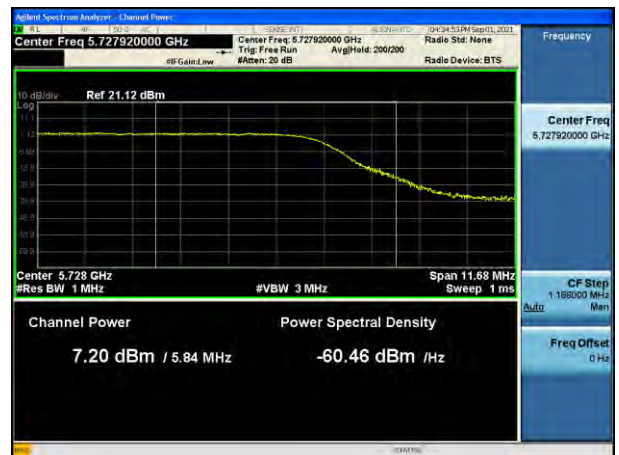
802.11n(HT20) UNII 3 Band



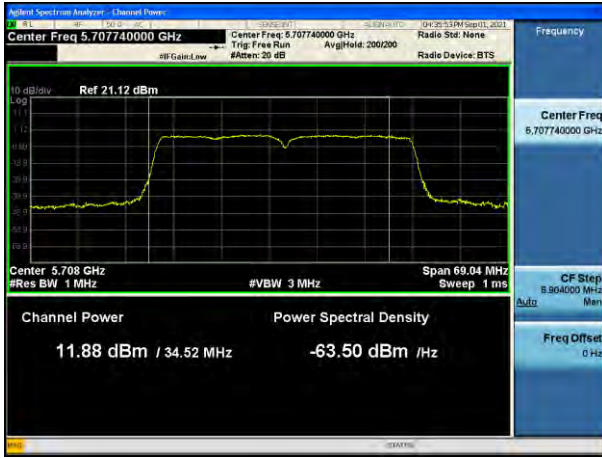
802.11ac(VHT20) UNII 2C Band



802.11ac(VHT20) UNII 3 Band



802.11n(HT40) UNII 2C Band



802.11n(HT40) UNII 3 Band



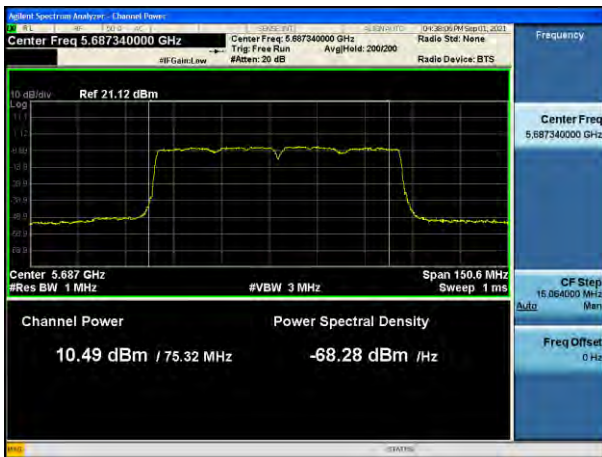
802.11ac(VHT40) UNII 2C Band



802.11ac(VHT40) UNII 3 Band



802.11ac(VHT80) UNII 2C Band



802.11ac(VHT80) UNII 3 Band



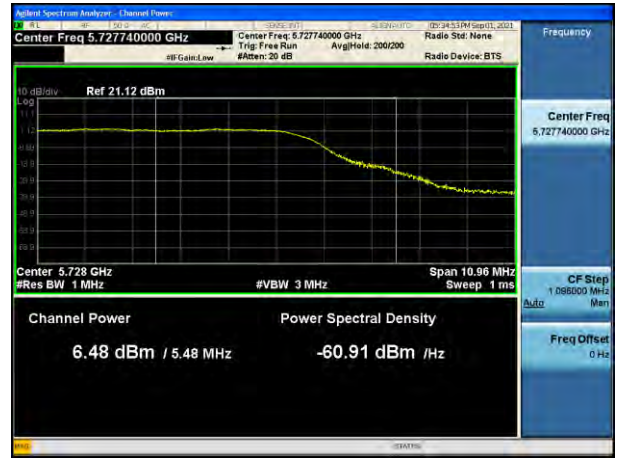
[Ant.2]

Test Plots

802.11a UNII 2C Band



802.11a UNII 3 Band



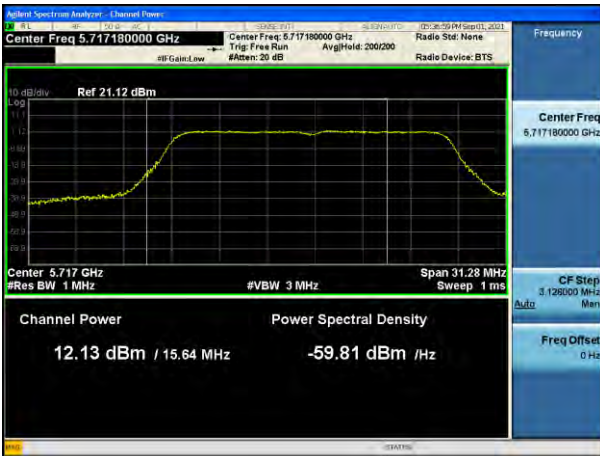
802.11n(HT20) UNII 2C Band



802.11n(HT20) UNII 3 Band



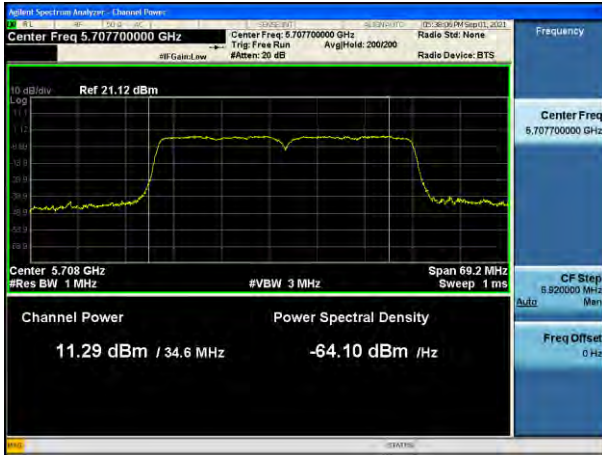
802.11ac(VHT20) UNII 2C Band



802.11ac(VHT20) UNII 3 Band



802.11n(HT40) UNII 2C Band



802.11n(HT40) UNII 3 Band



802.11ac(VHT40) UNII 2C Band



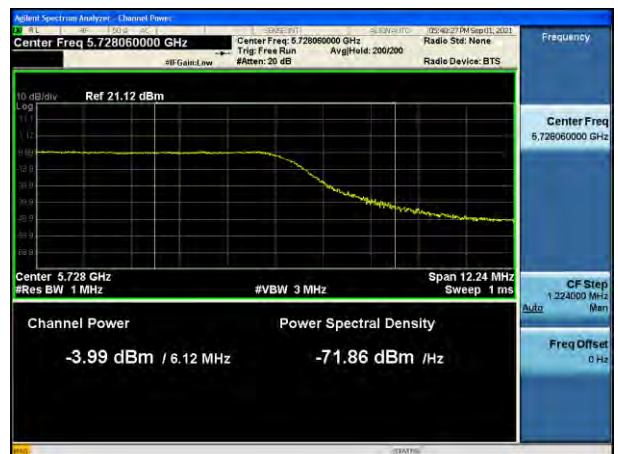
802.11ac(VHT40) UNII 3 Band



802.11ac(VHT80) UNII 2C Band



802.11ac(VHT80) UNII 3 Band



10.6.4 Power Spectral Density
[Ant.1]

| Mode | Frequency [MHz] | Channel | Measured Density (dBm) | Duty Cycle Factor (dB) | Total PSD (dBm) | Limit (dBm) | Worstcase Datarate |
|-----------------|-----------------------|---------|------------------------|------------------------|-----------------|-------------------|--------------------|
| 802.11a | 5720 | 144 | 3.455 | 1.963 | 5.418 | 11dBm/ MHz | 54 Mbps |
| 802.11n(HT20) | (UNII 2C | | 3.364 | 1.919 | 5.283 | | MCS6 |
| 802.11ac(VHT20) | Band) | | 2.875 | 2.278 | 5.153 | | MCS7 |
| 802.11a | 5720 (UNII 3 Band) | 144 | 0.013 | 1.963 | 1.976 | 30 dB/ 500 kHz | 54 Mbps |
| 802.11n(HT20) | | | 0.085 | 1.919 | 2.004 | | MCS6 |
| 802.11ac(VHT20) | | | -0.492 | 2.278 | 1.786 | | MCS7 |

| Mode | Frequency [MHz] | Channel | Measured Density (dBm) | Duty Cycle Factor (dB) | Total PSD (dBm) | Limit (dBm) | Worstcase Datarate |
|-----------------|-------------------|---------|------------------------|------------------------|-----------------|--------------------|--------------------|
| 802.11n(HT40) | 5710 | 142 | -1.229 | 3.123 | 1.894 | 11dBm/ MHz | MCS8 |
| 802.11ac(VHT40) | (UNII 2C Band) | | -0.884 | 2.278 | 1.394 | | MCS4 |
| 802.11n(HT40) | 5710 | 142 | -5.425 | 3.123 | -2.302 | 30 dBm/ 500 kHz | MCS8 |
| 802.11ac(VHT40) | (UNII 3 Band) | | -4.623 | 2.278 | -2.345 | | MCS4 |

| Mode | Frequency [MHz] | Channel | Measured Density (dBm) | Duty Cycle Factor (dB) | Total PSD (dBm) | Limit (dBm) | Worstcase Datarate |
|-----------------|---------------------------|---------|------------------------|------------------------|-----------------|--------------------|--------------------|
| 802.11ac(VHT80) | 5690 (UNII 2C Band) | 138 | -5.761 | 3.123 | -2.637 | 11dBm/ MHz | MCS4 |
| | 5690 (UNII 3 Band) | 138 | -10.563 | 3.123 | -7.440 | 30 dBm/ 500 kHz | MCS4 |

[Ant.2]

| Mode | Frequency [MHz] | Channel | Measured Density (dBm) | Duty Cycle Factor (dB) | Total PSD (dBm) | Limit (dBm) | Worstcase Datarate |
|-----------------|-----------------------|---------|------------------------|------------------------|-----------------|--------------------|--------------------|
| 802.11a | 5720 | 144 | 2.631 | 1.963 | 4.594 | 11dBm/ MHz | 54 Mbps |
| 802.11n(HT20) | (UNII 2C | | 2.575 | 1.919 | 4.494 | | MCS6 |
| 802.11ac(VHT20) | Band) | | 2.311 | 2.278 | 4.589 | | MCS7 |
| 802.11a | 5720 (UNII 3 Band) | 144 | -0.812 | 1.963 | 1.151 | 30 dBm/ 500 kHz | 54 Mbps |
| 802.11n(HT20) | | | -0.741 | 1.919 | 1.178 | | MCS6 |
| 802.11ac(VHT20) | | | -0.312 | 2.278 | 1.966 | | MCS7 |

| Mode | Frequency [MHz] | Channel | Measured Density (dBm) | Duty Cycle Factor (dB) | Total PSD (dBm) | Limit (dBm) | Worstcase Datarate |
|-----------------|-------------------|---------|------------------------|------------------------|-----------------|--------------------|--------------------|
| 802.11n(HT40) | 5710 | 142 | -2.017 | 3.123 | 1.106 | 11dBm/ MHz | MCS8 |
| 802.11ac(VHT40) | (UNII 2C Band) | | -1.698 | 2.278 | 0.580 | | MCS4 |
| 802.11n(HT40) | 5710 | 142 | -5.867 | 3.123 | -2.744 | 30 dBm/ 500 kHz | MCS8 |
| 802.11ac(VHT40) | (UNII 3 Band) | | -5.047 | 2.278 | -2.769 | | MCS4 |

| Mode | Frequency [MHz] | Channel | Measured Density (dBm) | Duty Cycle Factor (dB) | Total PSD (dBm) | Limit (dBm) | Worstcase Datarate |
|-----------------|---------------------------|---------|------------------------|------------------------|-----------------|--------------------|--------------------|
| 802.11ac(VHT80) | 5690 (UNII 2C Band) | 138 | -7.048 | 3.123 | -3.925 | 11dBm/ MHz | MCS4 |
| | 5690 (UNII 3 Band) | 138 | -10.583 | 3.123 | -7.460 | 30 dBm/ 500 kHz | MCS4 |

[Ant.1]

Test Plots

802.11a UNII 2C Band



802.11a UNII 3 Band



802.11n(HT20) UNII 2C Band



802.11n(HT20) UNII 3 Band



802.11ac(VHT20) UNII 2C Band



802.11ac(VHT20) UNII 3 Band



802.11n(HT40) UNII 2C Band



802.11n(HT40) UNII 3 Band



802.11ac(VHT40) UNII 2C Band



802.11ac(VHT40) UNII 3 Band



802.11ac(VHT80) UNII 2C Band



802.11ac(VHT80) UNII 3 Band



[Ant.2]
☑ Test Plots

802.11a UNII 2C Band



802.11a UNII 3 Band



802.11n(HT20) UNII 2C Band



802.11n(HT20) UNII 3 Band



802.11ac(VHT20) UNII 2C Band



802.11ac(VHT20) UNII 3 Band



802.11n(HT40) UNII 2C Band



802.11n(HT40) UNII 3 Band



802.11ac(VHT40) UNII 2C Band



802.11ac(VHT40) UNII 3 Band



802.11ac(VHT80) UNII 2C Band



802.11ac(VHT80) UNII 3 Band



10.7 RADIATED SPURIOUS EMISSIONS

Frequency Range : 9 kHz – 30 MHz

| Frequency | Measured Value | A.F+C.L+D.F | POL | Total | Limit | Margin |
|-------------------------|----------------|-------------|-------|----------|----------|--------|
| [MHz] | [dBμV/m] | [dB/m] | [H/V] | [dBμV/m] | [dBμV/m] | [dB] |
| No Critical peaks found | | | | | | |

Note:

1. The Measured of emissions are attenuated more than 20 dB below the permissible limits or the field strength is too small to be measured.
2. Distance extrapolation factor = $40\log(\text{specific distance} / \text{test distance})$ (dB)
3. Limit line = specific Limits (dBμV) + Distance extrapolation factor
4. Radiated test is performed with hopping off.

Frequency Range : Below 1 GHz

| Frequency | Measured Value | A.F+C.L | POL | Total | Limit | Margin |
|-------------------------|----------------|---------|-------|----------|----------|--------|
| [MHz] | [dBμV/m] | [dB/m] | [H/V] | [dBμV/m] | [dBμV/m] | [dB] |
| No Critical peaks found | | | | | | |

Note:

1. Radiated emissions measured in frequency range from 30 MHz to 1000 MHz were made with an instrument using Quasi peak detector mode.
2. Radiated test is performed with hopping off.

[Ant.1&Ant.2_MIMO(CDD)]

Frequency Range : Above 1 GHz

| | |
|---------------------|----------|
| Band : | UNII 1 |
| Operation Mode: | 802.11 a |
| Transfer Rate: | 6 Mbps |
| Operating Frequency | 5180 MHz |
| Channel No. | 36 Ch |

| Frequency [MHz] | Measured Level [dBμV] | A.F+C.L -A.G+D.F [dB] | ANT. POL [H/V] | Total [dBμV/m] | Limit [dBμV/m] | Margin [dB] | Measurement Type |
|--------------------|-----------------------------|-----------------------------|----------------------|-------------------|-------------------|----------------|---------------------|
| 10360 | 57.77 | 4.78 | V | 62.55 | 68.20 | 5.65 | PK |
| 15540 | 52.69 | 4.74 | V | 57.43 | 73.98 | 16.55 | PK |
| 15540 | 37.81 | 4.74 | V | 42.55 | 53.98 | 11.43 | AV |
| 10360 | 56.89 | 4.78 | H | 61.67 | 68.20 | 6.53 | PK |
| 15540 | 52.13 | 4.74 | H | 56.87 | 73.98 | 17.11 | PK |
| 15540 | 36.96 | 4.74 | H | 41.70 | 53.98 | 12.28 | AV |

| | |
|---------------------|----------|
| Band : | UNII 1 |
| Operation Mode: | 802.11 a |
| Transfer Rate: | 6 Mbps |
| Operating Frequency | 5200 MHz |
| Channel No. | 40 Ch |

| Frequency [MHz] | Measured Level [dBμV] | A.F+C.L -A.G+D.F [dB] | ANT. POL [H/V] | Total [dBμV/m] | Limit [dBμV/m] | Margin [dB] | Measurement Type |
|--------------------|-----------------------------|-----------------------------|----------------------|-------------------|-------------------|----------------|---------------------|
| 10400 | 57.74 | 4.37 | V | 62.11 | 68.20 | 6.09 | PK |
| 15600 | 52.28 | 4.20 | V | 56.48 | 73.98 | 17.50 | PK |
| 15600 | 37.37 | 4.20 | V | 41.57 | 53.98 | 12.41 | AV |
| 10400 | 56.80 | 4.37 | H | 61.17 | 68.20 | 7.03 | PK |
| 15600 | 51.13 | 4.20 | H | 55.33 | 73.98 | 18.65 | PK |
| 15600 | 36.83 | 4.20 | H | 41.03 | 53.98 | 12.95 | AV |