

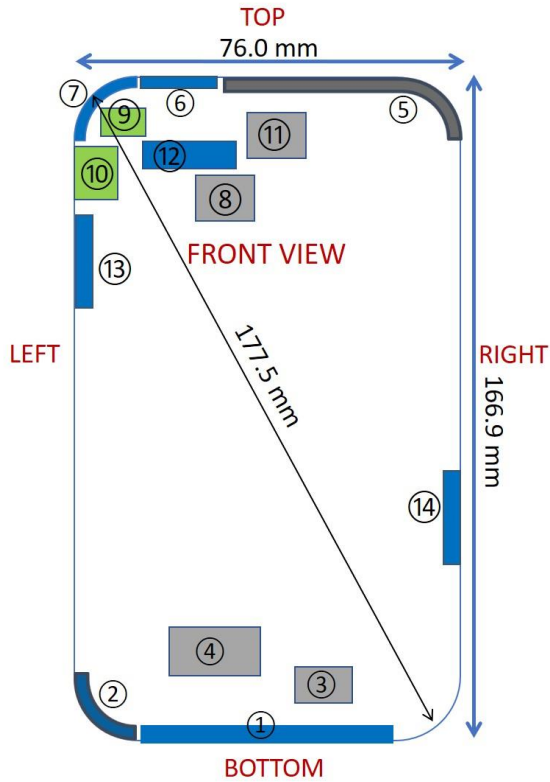


APPENDIX E: DUT ANTENNA DIAGRAM & SAR TEST SETUP PHOTOGRAPHS



| | | | | |
|---|---|------------------------------|---|--|
| FCC ID: A3LSMG988U |  PCTEST | SAR EVALUATION REPORT |  | Approved by: Quality Manager |
| Test Dates: 11/18/19 – 01/23/20 | DUT Type: Portable Handset | | | APPENDIX E: Page 1 of 14 |



- ① Main Band Antenna A Tx/Rx
 - 1. CDMA/EVDO BC0/1/10 Tx/Rx
 - 2. GSM/GPRS/EDGE 850/1900 Tx/Rx
 - 3. UMTS B2/4/5 Tx/Rx
 - 4. LTE B2/4/5/12/13/14/25/26/30/66/71 Tx/Rx
 - 5. LTE B29 Rx Only
 - 6. NR n2/n5/n66/n71 Tx/Rx
- ② Main Band Antenna B Tx/Rx
 - 1. LTE B7/38/41 Tx/Rx
 - 2. LTE B48 Rx Only (4x4 DL MIMO)
 - 3. NR n41 Rx Only
- ③ Sub Antenna C Rx
 - 1. LTE B7/30/41 Rx Only (4x4 DL MIMO)
 - 2. NR Band n41 Rx Only (4x4 DL MIMO)
- ④ Sub Antenna D Rx
 - 1. LTE B2/4/25/66 Rx Only (4x4 DL MIMO)
 - 2. LTE B48 Rx Only
- ⑤ Sub Antenna E Rx
 - 1. CDMA/EVDO BC0/10 Rx Only
 - 2. GSM/GPRS/EDGE 850 Rx Only
 - 3. UMTS B5 Rx Only
 - 4. LTE B5/12/13/14/26/29/71 Rx Only
 - 5. LTE B7/30/41 Rx Only (4x4 DL MIMO)
 - 6. NR n5/n41/n71 Rx Only
 - 7. GPS L5 Rx Only
- ⑥ Sub Antenna F Tx/Rx
 - 1. CDMA/EVDO BC1 Rx Only
 - 2. GSM/GPRS/EDGE 1900 Rx Only
 - 3. UMTS B2/4 Rx Only
 - 4. LTE B2/4/7/25/30/38/41/66 Rx Only
 - 5. NR n41 Tx/Rx
 - 6. NR n2/66 Rx Only
 - 7. 2.4GHz WiFi Ant_1 Tx/Rx
 - 8. BT/ANT+ Tx/Rx
 - 9. GPS L1 Rx Only
- ⑦ Sub Antenna G Tx/Rx
 - 1. LTE B48 Tx/Rx
- ⑧ Sub Antenna H Rx
 - 1. LTE B2/4/25/48/66 Rx Only (4x4 DL MIMO)
 - 2. NR n2/n66 Rx Only (4x4 DL MIMO)
- ⑨ WIFI Antenna #1 Tx/Rx
 - 1. 5GHz WiFi Ant_1 Tx/Rx
 - 2. LTE B46 Rx Only
- ⑩ WIFI Antenna #2 Tx/Rx
 - 1. 2.4/5GHz WiFi Ant_2 Tx/Rx
 - 2. LTE B46 Rx Only
- ⑪ Antenna I Rx
 - 1. Not use in A3LSMG988U
- ⑫ Antenna J Tx/Rx
 - 1. NR n260/261 Tx/Rx
- ⑬ Antenna K Tx/Rx
 - 1. NR n260/261 Tx/Rx
- ⑭ Antenna L Tx/Rx
 - 1. NR n260/261 Tx/Rx

Note: Exact antenna dimensions and separation distances are shown in the Technical Descriptions in the FCC Filing.

Figure E-1
DUT Antenna Locations

| | | | | |
|------------------------------------|---|-----------------------|---|---------------------------------|
| FCC ID: A3LSMG988U |  PCTEST | SAR EVALUATION REPORT |  | Approved by: Quality Manager |
| Test Dates: 11/18/19 – 01/23/20 | DUT Type: Portable Handset | | | APPENDIX E: Page 2 of 14 |

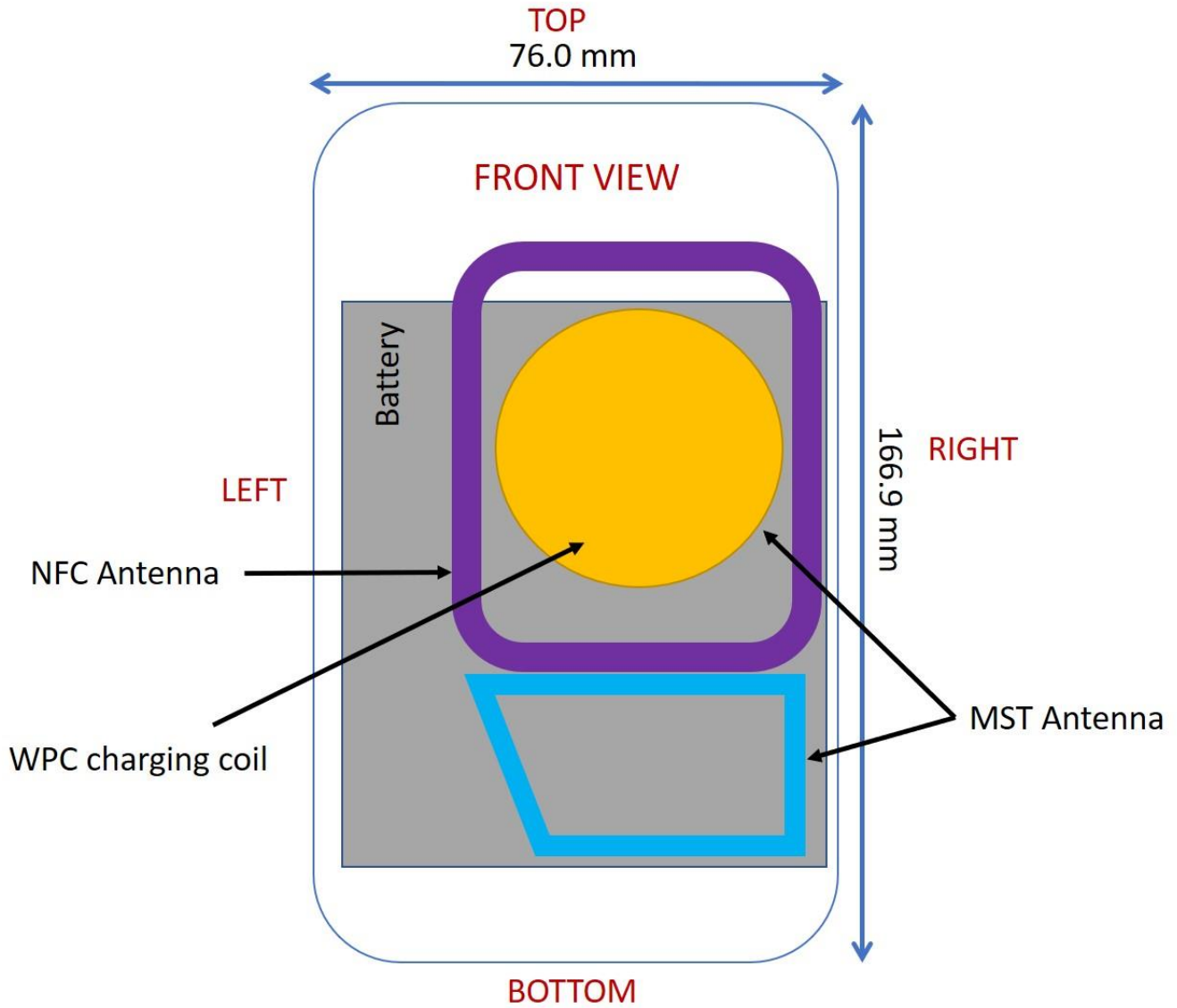





Figure E-2
WPC Charging Coil + NFC/MST Antenna Locations



| | | | | |
|---|---|------------------------------|---|--|
| FCC ID: A3LSMG988U |  | SAR EVALUATION REPORT |  | Approved by: Quality Manager |
| Test Dates: 11/18/19 – 01/23/20 | DUT Type: Portable Handset | | | APPENDIX E: Page 3 of 14 |




SAR Test Setup Photo 1 – Right Cheek




SAR Test Setup Photo 2 – Right Tilt



| | | | | |
|---|---|------------------------------|---|--|
| FCC ID: A3LSMG988U |  | SAR EVALUATION REPORT |  | Approved by: Quality Manager |
| Test Dates: 11/18/19 – 01/23/20 | DUT Type: Portable Handset | | | APPENDIX E: Page 4 of 14 |




SAR Test Setup Photo 3 – Left Cheek



SAR Test Setup Photo 4 – Left Tilt



| | | | | |
|---|---|------------------------------|---|--|
| FCC ID: A3LSMG988U |  | SAR EVALUATION REPORT |  | Approved by: Quality Manager |
| Test Dates: 11/18/19 – 01/23/20 | DUT Type: Portable Handset | | APPENDIX E: Page 5 of 14 | |




SAR Test Setup Photo 5 – Back Side at 15 mm




SAR Test Setup Photo 6 – Back Side at 10 mm



| | | | | |
|---|---|------------------------------|---|--|
| FCC ID: A3LSMG988U |  | SAR EVALUATION REPORT |  | Approved by: Quality Manager |
| Test Dates: 11/18/19 – 01/23/20 | DUT Type: Portable Handset | | | APPENDIX E: Page 6 of 14 |



SAR Test Setup Photo 7 – Back Side at 8 mm




SAR Test Setup Photo 8 – Back Side at 0 mm



| | | | | |
|------------------------------------|---|-----------------------|---|---------------------------------|
| FCC ID: A3LSMG988U |  | SAR EVALUATION REPORT |  | Approved by: Quality Manager |
| Test Dates: 11/18/19 – 01/23/20 | DUT Type: Portable Handset | | | APPENDIX E: Page 7 of 14 |



SAR Test Setup Photo 9 – Front Side at 10 mm



SAR Test Setup Photo 10 – Front Side at 6 mm



| | | | | |
|---|---|------------------------------|---|--|
| FCC ID: A3LSMG988U |  | SAR EVALUATION REPORT |  | Approved by: Quality Manager |
| Test Dates: 11/18/19 – 01/23/20 | DUT Type: Portable Handset | | | APPENDIX E: Page 8 of 14 |



SAR Test Setup Photo 11 – Front Side at 0 mm




SAR Test Setup Photo 12 – Top Side at 10 mm



| | | | | |
|---|---|------------------------------|---|--|
| FCC ID: A3LSMG988U |  | SAR EVALUATION REPORT |  | Approved by: Quality Manager |
| Test Dates: 11/18/19 – 01/23/20 | DUT Type: Portable Handset | | | APPENDIX E: Page 9 of 14 |




SAR Test Setup Photo 13 – Top Side at 0 mm



SAR Test Setup Photo 14 – Bottom Side at 11 mm



| | | | | |
|---|---|------------------------------|---|--|
| FCC ID: A3LSMG988U |  | SAR EVALUATION REPORT |  | Approved by: Quality Manager |
| Test Dates: 11/18/19 – 01/23/20 | DUT Type: Portable Handset | | | APPENDIX E: Page 10 of 14 |



SAR Test Setup Photo 15 – Bottom Side at 10 mm




SAR Test Setup Photo 16 – Bottom Side at 0 mm



| | | | | |
|---|---|------------------------------|---|--|
| FCC ID: A3LSMG988U |  | SAR EVALUATION REPORT |  | Approved by: Quality Manager |
| Test Dates: 11/18/19 – 01/23/20 | DUT Type: Portable Handset | | | APPENDIX E: Page 11 of 14 |



SAR Test Setup Photo 17 – Right Side at 10 mm



SAR Test Setup Photo 18 – Right Side at 0 mm



| | | | | |
|---|---|------------------------------|---|--|
| FCC ID: A3LSMG988U |  | SAR EVALUATION REPORT |  | Approved by: Quality Manager |
| Test Dates: 11/18/19 – 01/23/20 | DUT Type: Portable Handset | | | APPENDIX E: Page 12 of 14 |



SAR Test Setup Photo 19 – Left Side at 10 mm





SAR Test Setup Photo 20 – Left Side at 0 mm

| | | | | |
|---|---|------------------------------|---|--|
| FCC ID: A3LSMG988U |  | SAR EVALUATION REPORT |  | Approved by: Quality Manager |
| Test Dates: 11/18/19 – 01/23/20 | DUT Type: Portable Handset | | | APPENDIX E: Page 13 of 14 |



SAR Test Setup Photo 21 – Vertical and Horizontal Reference Lines

| | | | | |
|---|---|------------------------------|---|--|
| FCC ID: A3LSMG988U |  | SAR EVALUATION REPORT |  | Approved by: Quality Manager |
| Test Dates: 11/18/19 – 01/23/20 | DUT Type: Portable Handset | | | APPENDIX E: Page 14 of 14 |