



APPENDIX E: DUT ANTENNA DIAGRAM & SAR TEST SETUP PHOTOGRAPHS

FCC ID A3LSMG986U		SAR EVALUATION REPORT		Approved by: Quality Manager
Test Dates: 10/21/19 – 01/01/20	DUT Type: Portable Handset			APPENDIX E: Page 1 of 13

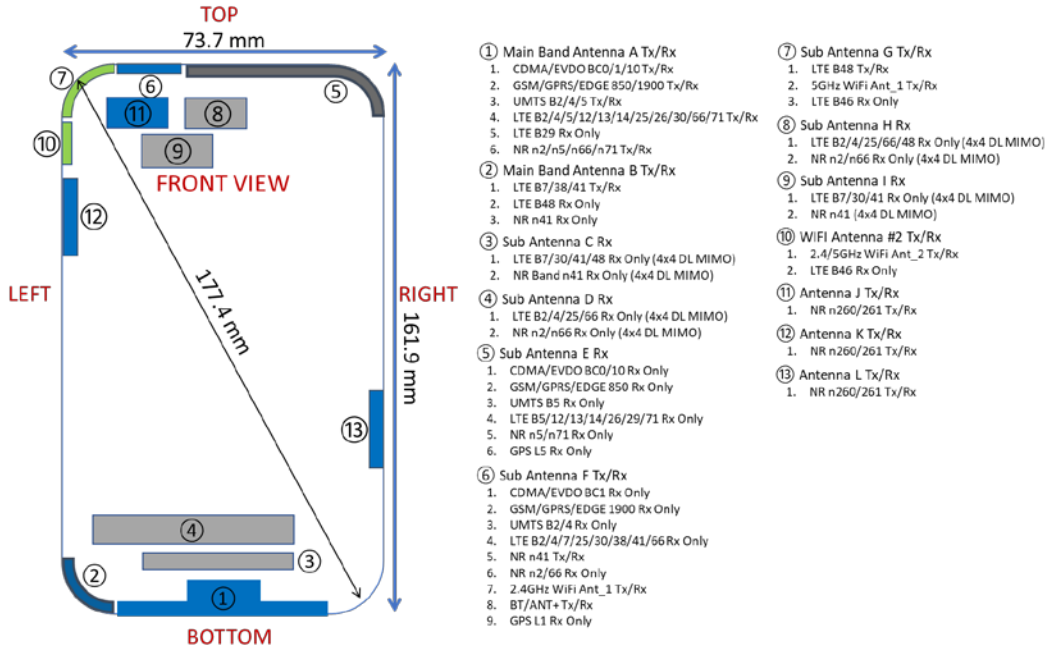


Figure E-1
DUT Antenna Locations

Note: Exact antenna dimensions and separation distances are shown in the Technical Descriptions in the FCC Filing.

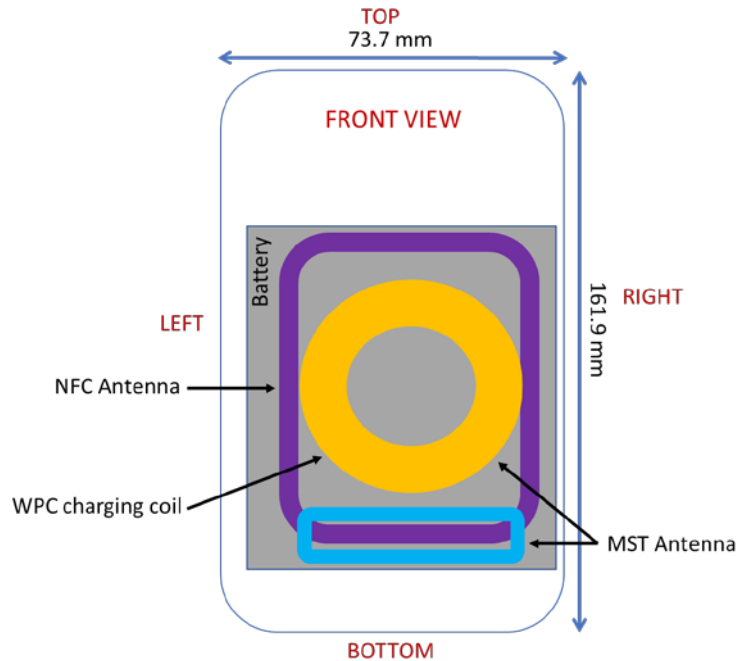
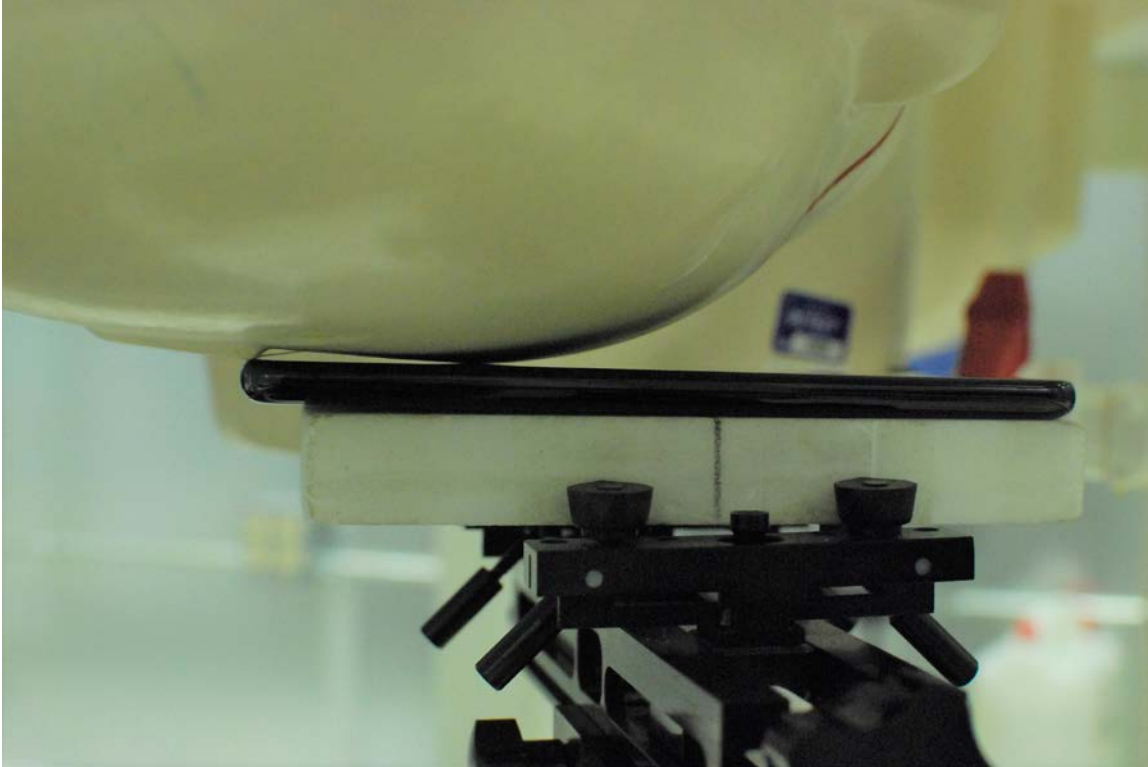



Figure E-2
NFC Antenna Locations



FCC ID A3LSMG986U		SAR EVALUATION REPORT		Approved by: Quality Manager
Test Dates: 10/21/19 – 01/01/20	DUT Type: Portable Handset			APPENDIX E: Page 2 of 13




SAR Test Setup Photo 1 – Right Cheek




SAR Test Setup Photo 2 – Right Tilt



FCC ID A3LSMG986U		SAR EVALUATION REPORT		Approved by: Quality Manager
Test Dates: 10/21/19 – 01/01/20	DUT Type: Portable Handset			APPENDIX E: Page 3 of 13



SAR Test Setup Photo 3 – Left Cheek



SAR Test Setup Photo 4 – Left Tilt



FCC ID A3LSMG986U		SAR EVALUATION REPORT		Approved by: Quality Manager
Test Dates: 10/21/19 – 01/01/20	DUT Type: Portable Handset			APPENDIX E: Page 4 of 13




SAR Test Setup Photo 5 – Back Side at 15 mm



SAR Test Setup Photo 6 – Back Side at 10 mm



FCC ID A3LSMG986U		SAR EVALUATION REPORT		Approved by: Quality Manager
Test Dates: 10/21/19 – 01/01/20	DUT Type: Portable Handset			APPENDIX E: Page 5 of 13




SAR Test Setup Photo 7 – Back Side at 8 mm




SAR Test Setup Photo 8 – Back Side at 0 mm



FCC ID A3LSMG986U		SAR EVALUATION REPORT		Approved by: Quality Manager
Test Dates: 10/21/19 – 01/01/20	DUT Type: Portable Handset			APPENDIX E: Page 6 of 13



SAR Test Setup Photo 9 – Front Side at 10 mm




SAR Test Setup Photo 10 – Front Side at 6 mm



FCC ID A3LSMG986U	 <small>ENGINEERING LABORATORY, INC.</small>	SAR EVALUATION REPORT		Approved by: Quality Manager
Test Dates: 10/21/19 – 01/01/20	DUT Type: Portable Handset			APPENDIX E: Page 7 of 13




SAR Test Setup Photo 11 – Front Side at 0 mm




SAR Test Setup Photo 12 – Top Side at 10 mm



FCC ID A3LSMG986U		SAR EVALUATION REPORT		Approved by: Quality Manager
Test Dates: 10/21/19 – 01/01/20	DUT Type: Portable Handset			APPENDIX E: Page 8 of 13




SAR Test Setup Photo 13 – Top Side at 0 mm




SAR Test Setup Photo 14 – Bottom Side at 11 mm



FCC ID A3LSMG986U		SAR EVALUATION REPORT		Approved by: Quality Manager
Test Dates: 10/21/19 – 01/01/20	DUT Type: Portable Handset			APPENDIX E: Page 9 of 13




SAR Test Setup Photo 15 – Bottom Side at 10 mm




SAR Test Setup Photo 16 – Bottom Side at 0 mm



FCC ID A3LSMG986U		SAR EVALUATION REPORT		Approved by: Quality Manager
Test Dates: 10/21/19 – 01/01/20	DUT Type: Portable Handset	APPENDIX E: Page 10 of 13		




SAR Test Setup Photo 17 – Right Side at 10 mm




SAR Test Setup Photo 18 – Right Side at 0 mm



FCC ID A3LSMG986U		SAR EVALUATION REPORT		Approved by: Quality Manager
Test Dates: 10/21/19 – 01/01/20	DUT Type: Portable Handset			APPENDIX E: Page 11 of 13



SAR Test Setup Photo 19 – Left Side at 10 mm





SAR Test Setup Photo 20 – Left Side at 0 mm

FCC ID A3LSMG986U		SAR EVALUATION REPORT		Approved by: Quality Manager
Test Dates: 10/21/19 – 01/01/20	DUT Type: Portable Handset			APPENDIX E: Page 12 of 13



SAR Test Setup Photo 21 – Vertical and Horizontal Reference Lines

FCC ID A3LSMG986U		SAR EVALUATION REPORT		Approved by: Quality Manager
Test Dates: 10/21/19 – 01/01/20	DUT Type: Portable Handset			APPENDIX E: Page 13 of 13