





APPENDIX D: DUT ANTENNA DIAGRAM & SAR TEST SETUP PHOTOGRAPHS



FCC ID: A3LSMG986JPN	 PCTEST <small>Proud to be part of element</small>	PART 2 RF EXPOSURE EVALUATION REPORT		Approved by: Quality Manager
Test Dates: 03/13/2020 – 04/06/2020	DUT Type: Portable Handset			APPENDIX D: Page 1 of 3




Test Setup Photo 1 – Conducted Test Setup (Figure 6-1a)





Test Setup Photo 2 – Conducted Test Setup (Figure 6-1b)

FCC ID: A3LSMG986JPN		PART 2 RF EXPOSURE EVALUATION REPORT		Approved by: Quality Manager
Test Dates: 03/13/2020 – 04/06/2020	DUT Type: Portable Handset		APPENDIX D: Page 2 of 3	



Test Setup Photo 3 – Bottom Edge SAR at 10 mm

FCC ID: A3LSMG986JPN	 PCTEST <small>Proud to be part of element</small>	PART 2 RF EXPOSURE EVALUATION REPORT		Approved by: Quality Manager
Test Dates: 03/13/2020 – 04/06/2020	DUT Type: Portable Handset			APPENDIX D: Page 3 of 3