


1. Appendix: LICENSED BAND SETUP PHOTOS(Conducted Test)

1) CONDUCTED RF MEASUREMENT SETUP (WWAN)

LICENSED BAND TEST PHOTO





2) CONDUCTED RF MEASUREMENT SETUP (WWAN Stability)

LICENSED STABILITY TEST PHOTO



2. Appendix: LICENSED BAND SETUP PHOTOS(Radiated Test)


1) RADIATED RF MEASUREMENT SETUP (BELOW 1 GHz)




BELOW 1 GHz FRONT TEST PHOTO(Y axis)




BELOW 1 GHz REAR TEST PHOTO(Y axis)



BELOW 1 GHz FRONT TEST PHOTO(Z axis)




BELOW 1 GHz REAR TEST PHOTO(Z axis)




2) RADIATED RF MEASUREMENT SETUP (ABOVE 1 GHz)


ABOVE 1 GHz FRONT TEST PHOTO(X axis)




ABOVE 1 GHz REAR TEST PHOTO(X axis)




ABOVE 1 GHz FRONT TEST PHOTO(Y axis)




ABOVE 1 GHz REAR TEST PHOTO(Y axis)



ABOVE 1 GHz FRONT TEST PHOTO(Z axis)




ABOVE 1 GHz REAR TEST PHOTO(Z axis)




3) RADIATED RF MEASUREMENT SET-UP (Axis)


X AXIS PHOTO



Y AXIS PHOTO



Z AXIS PHOTO



END OF REPORT