


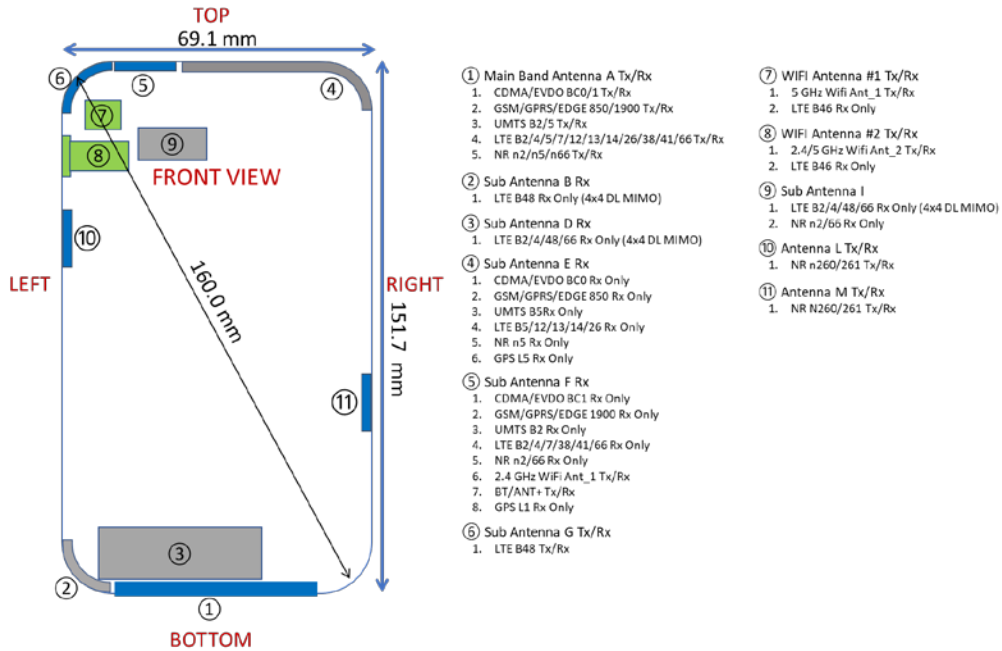


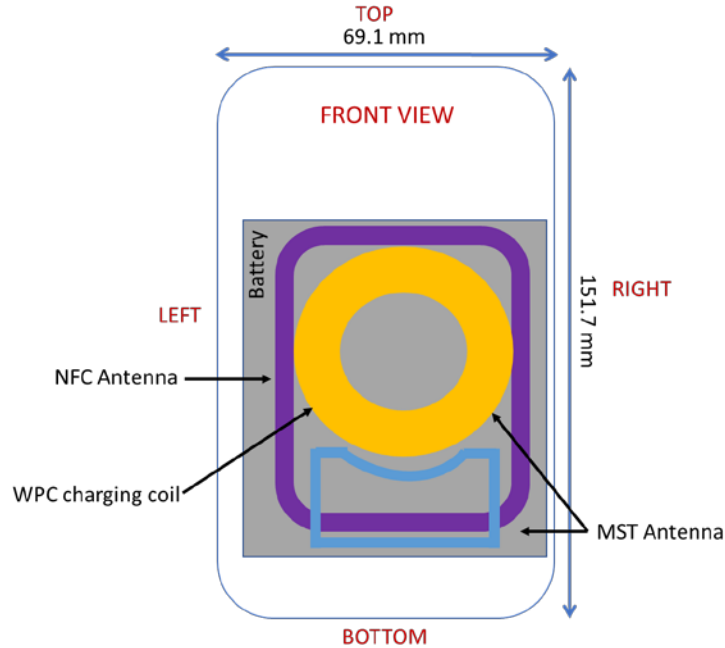
APPENDIX E: DUT ANTENNA DIAGRAM & SAR TEST SETUP PHOTOGRAPHS

FCC ID: A3LSMG981V	 Proud to be part of 	SAR EVALUATION REPORT		Approved by: Quality Manager
Test Dates: 03/19/20 – 05/04/20	DUT Type: Portable Handset			APPENDIX E: Page 1 of 13




Note: Exact antenna dimensions and separation distances are shown in the Technical Descriptions in the FCC Filing.

**Figure E-1
DUT Antenna Locations**

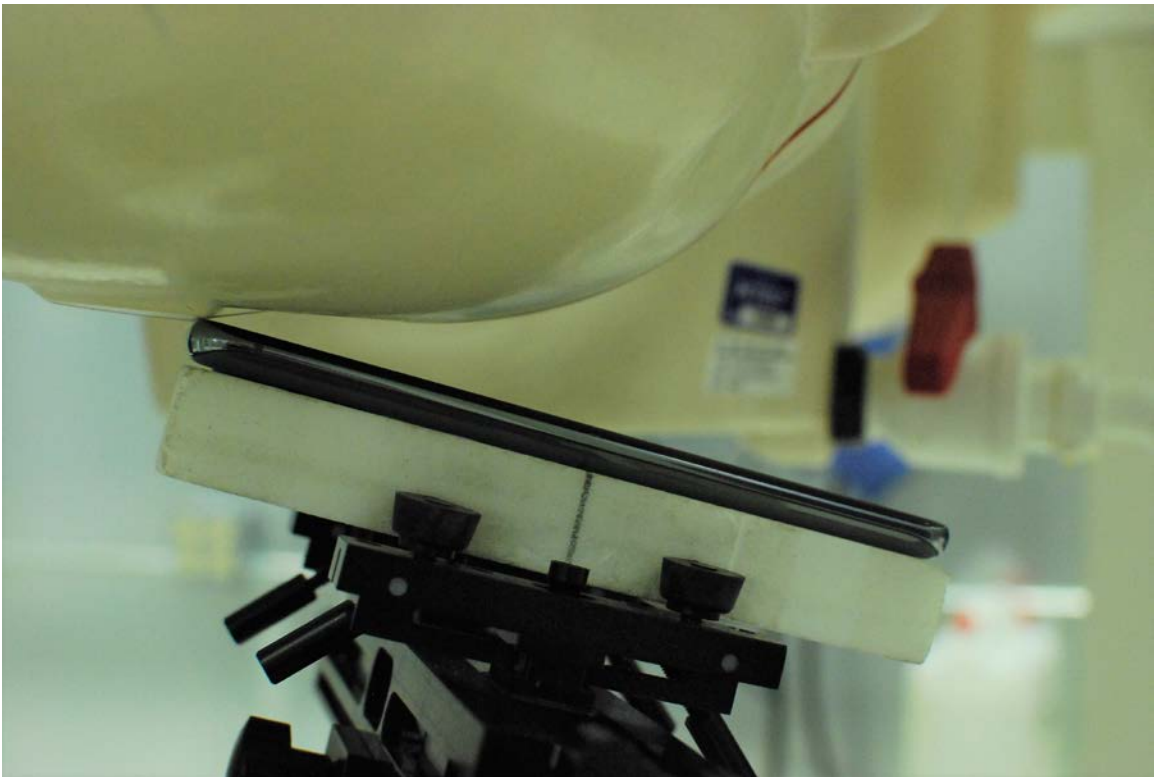


**Figure E-2
WPC Charging Coil + NFC/MST Antenna Locations**




FCC ID: A3LSMG981V	PCTEST Proud to be part of element	SAR EVALUATION REPORT		Approved by: Quality Manager
Test Dates: 03/19/20 – 05/04/20	DUT Type: Portable Handset			APPENDIX E: Page 2 of 13




SAR Test Setup Photo 1 – Right Cheek




SAR Test Setup Photo 2 – Right Tilt




FCC ID: A3LSMG981V	 <small>Proud to be part of </small>	SAR EVALUATION REPORT		Approved by: Quality Manager
Test Dates: 03/19/20 – 05/04/20	DUT Type: Portable Handset			APPENDIX E: Page 3 of 13




SAR Test Setup Photo 3 – Left Cheek




SAR Test Setup Photo 4 – Left Tilt



FCC ID: A3LSMG981V	 <small>Proud to be part of</small> 	SAR EVALUATION REPORT		Approved by: Quality Manager
Test Dates: 03/19/20 – 05/04/20	DUT Type: Portable Handset			APPENDIX E: Page 4 of 13



SAR Test Setup Photo 5 – Back Side at 15 mm



SAR Test Setup Photo 6 – Back Side at 10 mm



FCC ID: A3LSMG981V	 PCTEST <small>Proud to be part of elements</small>	SAR EVALUATION REPORT		Approved by: Quality Manager
Test Dates: 03/19/20 – 05/04/20	DUT Type: Portable Handset			APPENDIX E: Page 5 of 13




SAR Test Setup Photo 7 – Back Side at 8 mm




SAR Test Setup Photo 8 – Back Side at 0 mm




FCC ID: A3LSMG981V	 <small>Proud to be part of</small>	SAR EVALUATION REPORT		Approved by: Quality Manager
Test Dates: 03/19/20 – 05/04/20	DUT Type: Portable Handset			APPENDIX E: Page 6 of 13




SAR Test Setup Photo 9 – Front Side at 10 mm




SAR Test Setup Photo 10 – Front Side at 6 mm




FCC ID: A3LSMG981V	 <small>Proud to be part of</small> 	SAR EVALUATION REPORT		Approved by: Quality Manager
Test Dates: 03/19/20 – 05/04/20	DUT Type: Portable Handset			APPENDIX E: Page 7 of 13



SAR Test Setup Photo 11 – Front Side at 0 mm




SAR Test Setup Photo 12 – Top Side at 10 mm




FCC ID: A3LSMG981V	 <small>Proud to be part of </small>	SAR EVALUATION REPORT	 Approved by: Quality Manager
Test Dates: 03/19/20 – 05/04/20	DUT Type: Portable Handset	APPENDIX E: Page 8 of 13	




SAR Test Setup Photo 13 – Top Side at 0 mm



SAR Test Setup Photo 14 – Bottom Side at 11 mm




FCC ID: A3LSMG981V	 <small>Proud to be part of </small>	SAR EVALUATION REPORT		Approved by: Quality Manager
Test Dates: 03/19/20 – 05/04/20	DUT Type: Portable Handset			APPENDIX E: Page 9 of 13



SAR Test Setup Photo 15 – Bottom Side at 10 mm




SAR Test Setup Photo 16 – Bottom Side at 0 mm



FCC ID: A3LSMG981V	 <small>Proud to be part of</small> 	SAR EVALUATION REPORT		Approved by: Quality Manager
Test Dates: 03/19/20 – 05/04/20	DUT Type: Portable Handset	APPENDIX E: Page 10 of 13		




SAR Test Setup Photo 17 – Right Side at 10 mm




SAR Test Setup Photo 18 – Right Side at 0 mm




FCC ID: A3LSMG981V	 <small>Proud to be part of</small>	SAR EVALUATION REPORT		Approved by: Quality Manager
Test Dates: 03/19/20 – 05/04/20	DUT Type: Portable Handset			APPENDIX E: Page 11 of 13




SAR Test Setup Photo 19 – Left Side at 10 mm






SAR Test Setup Photo 20 – Left Side at 0 mm

FCC ID: A3LSMG981V	 <small>Proud to be part of</small> 	SAR EVALUATION REPORT		Approved by: Quality Manager
Test Dates: 03/19/20 – 05/04/20	DUT Type: Portable Handset	APPENDIX E: Page 12 of 13		



SAR Test Setup Photo 21 – Vertical and Horizontal Reference Lines

FCC ID: A3LSMG981V	 <small>Proud to be part of </small>	SAR EVALUATION REPORT		Approved by: Quality Manager
Test Dates: 03/19/20 – 05/04/20	DUT Type: Portable Handset			APPENDIX E: Page 13 of 13